US Army Corps
of Engineers®

EP 1110-1-8
Volume 3
November 2018

Construction Equipment Ownership and Operating Expense Schedule

Region III

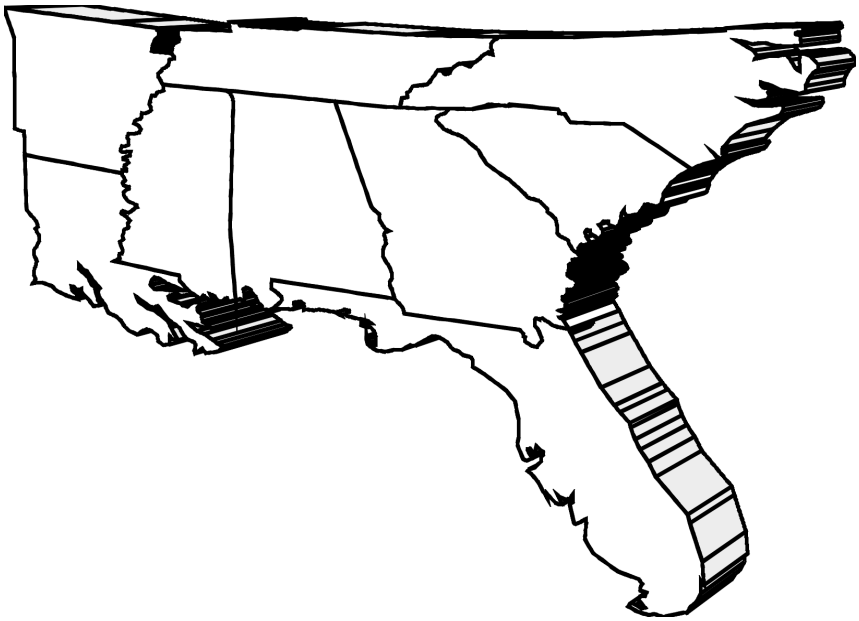

Regions for the Construction Equipment Ownership and Operating Expense Schedule

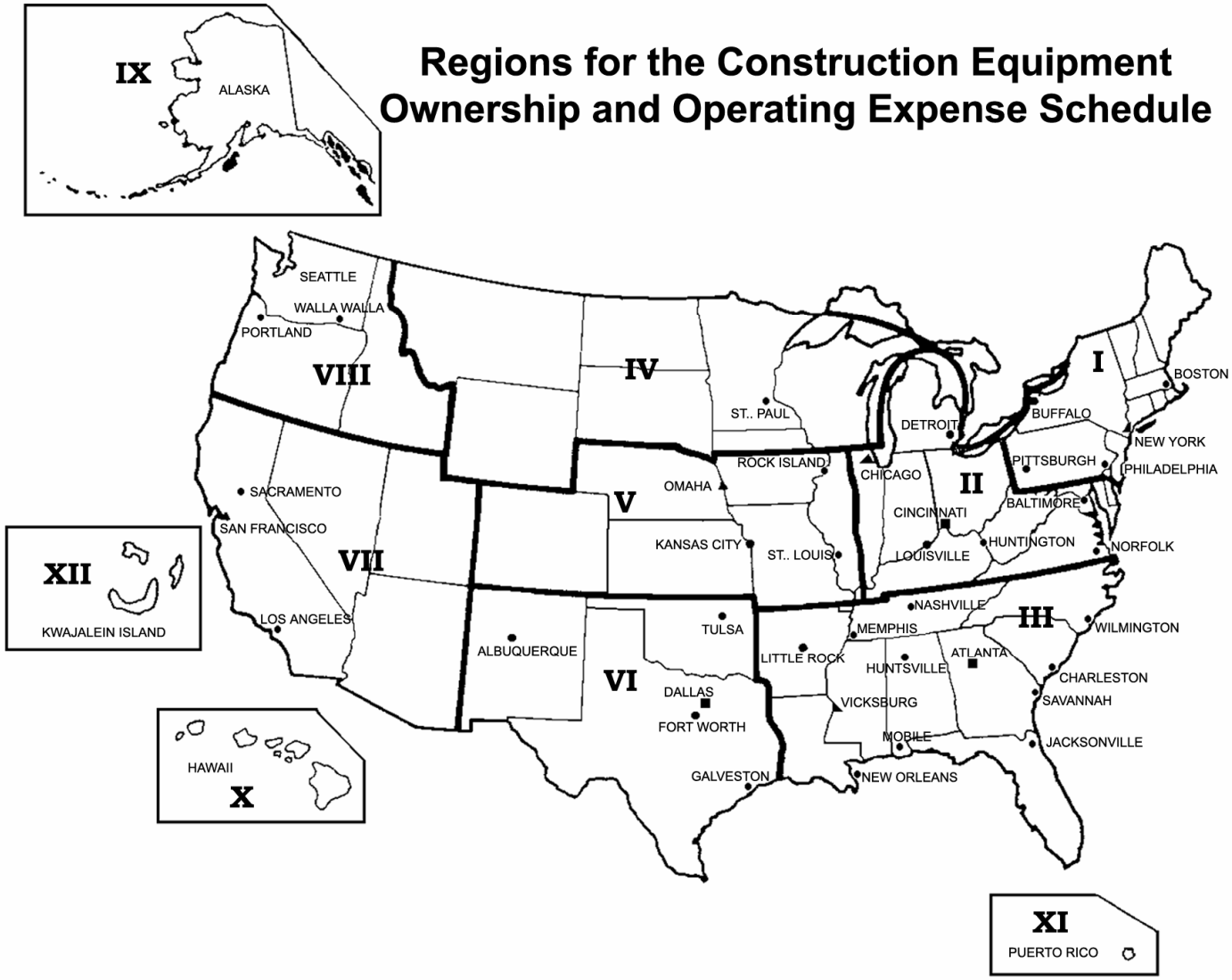

DEPARTMENT OF THE ARMY
Corps of Engineers
Washington, DC 20314-1000

EP 1110-1-8

CECW-EC

Pamphlet
No. 1110-1-8

30 November 2018

Engineering and Design
CONSTRUCTION EQUIPMENT OWNERSHIP AND
OPERATING EXPENSE SCHEDULE

1. Purpose. This pamphlet is authorized by and established consistent with Federal Acquisition Regulation (FAR) 31.105 and USACE Acquisition Instructions (UAI) Subpart 5131.1 Applicability, 5131.105 Construction and Architect-Engineer (A-E) Contracts. This pamphlet establishes predetermined equipment ownership and operating expense rates for construction equipment. This pamphlet also establishes a method to calculate equipment ownership and operating expense rates for construction equipment when the predetermined rates are not considered appropriate. The overall intent of this pamphlet is to determine equipment costs that are fair and reasonable. Expense factors for calculating dredge plant and marine equipment costs are provided in chapter 4.

2. Applicability. This pamphlet applies to all USACE commands. It is applicable to all solicitations and contracts for construction expected to exceed the Simplified Acquisition Threshold of $150,000 when actual cost data for both ownership and operating costs cannot be determined. The pamphlet is published in 12 volumes and a description of each volume's corresponding geographic region is provided in appendix A.

3. Distribution Statement. Approved for public release. Distribution is unlimited.

4. Records Management (Record Keeping) requirements. Records management requirements for all record numbers, forms, and reports associated with this pamphlet are included in the Army's Records Retention Schedule – Army (RRS-A). Detailed information for all record numbers, forms, and reports associated with this pamphlet are located in the RRS-A at https://www.arims.army.mil.

5. References. See appendix A.

FOR THE COMMANDER:

12 appendices
(See Table of Contents)

KIRK E. GIBBS
COL, EN
Chief of Staff

*This pamphlet supersedes EP 1110-1-8, dated 30 Nov 2016.

LEFT BLANK INTENTIONALLY

Pamphlet
No. 1110-1-8 30 November 2018

Engineering and Design
CONSTRUCTION EQUIPMENT OWNERSHIP AND
OPERATING EXPENSE SCHEDULE

TABLE OF CONTENTS

		Paragraph	Page
Chapter 1.	Introduction		
	Use	1.1	1
	Regions	1.2	1
	Decision Flow Process	1.3	1
	How to Obtain Assistance	1.4	1
	How to Obtain CHECKRATE	1.5	1
	How to Obtain this Publication	1.6	2
Chapter 2.	Methodology for Construction Equipment		
	Contents	2.1	5
	Basis for Equipment Rates	2.2	5
	Total Hourly Rate	2.3	5
	Average, Difficult, or Severe Conditions	2.4	6
	Determination of Condition	2.5	6
	General	2.6	7
	Truck Selection	2.7	7
	Crawler Tractor Selection	2.8	7
	Equipment Accessories	2.9	7
	List Price and Accessories	2.10	7
	Discount Code (DC)	2.11	7
	Sales or Import Tax	2.12	7
	Freight	2.13	8
	Total Equipment Value	2.14	8
	Economic Life (LIFE)	2.15	8
	Working Hours Per Year (WHPY)	2.16	8
	Salvage Value (SLV)	2.17	8
	Salvage Value Percentage	2.18	8
	Ownership Elements	2.19	9
	Depreciation	2.20	9
	Facilities Capital Cost of Money (FCCM)	2.21	9

	Operating Cost Elements	2.22	10
	Fuel Cost	2.23	10
	Filters, Oil, and Grease	2.24	12
	Repair Cost	2.25	13
	Tire Wear Cost	2.26	14
	Tire Repair Cost	2.27	15
	Standby Hourly Rate	2.28	16
	Computation Example	2.29	16
Chapter 3.	Adjustments to Hourly Rates		
	Contents	3.1	317
	Basis for Equipment Rates	3.2	317
	Equipment Rate Adjustment Tables	3.3	317
	Determination for Use of Equipment Rates in Tables 2-1 and 2-2	3.4	317
	Rate Adjustments	3.5	317
	Changes in Operating Conditions	3.6	318
	Change in Cost of Money Rate (CMR)	3.7	318
	Actual Work Hours Greater than 40 Hours per Week	3.8	319
	Changes in Fuel Cost	3.9	319
	Adjustments to Filters, Oil, and Grease (FOG) Cost	3.10	320
	Equipment of Different Age than Table 2-1	3.11	320
	Rate Adjustment for Overage Equipment	3.12	321
	Standby Rate Adjustment for Equipment of a Different Age than Table 2-1	3.13	321
	Equipment Purchased Used	3.14	322
	Rate Calculation Examples	3.15	323
Chapter 4.	Methodology for Dredging Plant and Marine Equipment		
	Contents	4.1	381
	General	4.2	381
	Time Available to Dredge	4.3	381
	Life	4.4	382
	Annual Hours Available	4.5	382
	Salvage Value (SLV)	4.6	383
	Ownership Cost	4.7	383
	Depreciation Factor	4.8	384
	The Cost of Money Rate (CMR)	4.9	384
	Other Ownership Elements	4.10	384
	Hourly Operating Cost	4.11	385
	Prime and Secondary Power	4.12	385

Water, Lube, and Supplies (WLS)	4.13	385
Repair Factor (RPR)	4.14	385
Standby Rate	4.15	386
Rates	4.16	387
Allowance for Additional Capital Improvements	4.17	387
Overage Plant	4.18	387
Dredging Plant Purchased Used	4.19	387
Rate Calculation Example	4.20	388

Appendix A - References 397
Appendix B - Area Factors 415
Appendix C - Guide for Selecting Operating Conditions 417
Appendix D - Equipment Hourly Calculation Factors 425
Appendix E - Economic Indexes for Construction Equipment 445
Appendix F - Tire Description and Tire Cost 447
Appendix G - Tire Life and Tire Wear Factors 467
Appendix H - Manufacturer List 469
Appendix I - Federal Cost of Money Rate 475
Appendix J - Equipment Accessories 477
Appendix K - Ground Engaging Component Costs Included in Repairs (RCF) 483

Glossary 489
Index 491

LEFT BLANK INTENTIONALLY

Chapter 1
Introduction

1.1 Use. The use of this pamphlet is for rate determination on construction contracts, dredging contracts, and negotiated procurements, and relates only to contractor-owned equipment. The overall intent of the pamphlet is to determine equipment costs that are fair and reasonable.

a. This pamphlet will be used for determining hourly equipment rates that are contained in the independent government estimate.

b. The use of this pamphlet will be required by contractors for pricing contractor-owned equipment in negotiated procurements when:

(1) Cost or pricing data is not required, as defined in FAR Part 15.4, Contract Pricing.

(2) Actual cost or pricing data is required and the actual cost data to support either ownership or operating costs for equipment or equipment groups of similar model and series is not available from the contractor's accounting records.

(3) Cost or pricing data is required and available, but all or part of the data is determined not to be consistent with the FAR cost principles.

1.2 Regions. This pamphlet is published in 12 volumes; each volume uses pricing and factors developed for a specific geographic region. The pamphlet's volume numbers correspond to its respective regions. A listing of the volumes, along with a description of the geographic region, is contained in appendix A.

1.3 Decision Flow Process. A flow chart (figure 1-1) is provided at the end of this chapter to help the user better understand the process for developing an hourly equipment rate. The flow chart shows the decision points that allow the user to decide whether to use the predetermined rate tables, or calculate the rate using the method shown in figure 2-1 or using CHECKRATE (also see paragraph 3.4).

1.4 How to Obtain Assistance. When assistance is needed in understanding the methodology for calculating equipment rates, contact the Cost Engineering Branch, Engineering and Construction Division, Walla Walla District, U.S. Army Corps of Engineers, (CENWW-ECE), 509-527-7542, 509-527-7510, or visit the website at http://www.nww.usace.army.mil/.

1.5 How to Obtain CHECKRATE. A Microsoft Excel® workbook named "CHECKRATE" enables the user to calculate equipment rates using the methodology required by this pamphlet. The user must have Microsoft Excel® to run the application. The factors needed in the hourly cost calculations are located in the appendices of this pamphlet. A copy of the workbook may be obtained by going to the Cost Engineering web page on the Walla Walla District website, http://www.nww.usace.army.mil/,

selecting “Missions,” and selecting “Cost Engineering.” Under “Product Support,” click on the plus sign next to “Construction Equipment Rates (EP 1110-1-8) and CHECKRATE,” then select the “Download CHECKRATE” link.

1.6 How to Obtain this Publication. Volumes 1-12 of this Engineer Pamphlet are available in portable document format (PDF) and can be viewed or downloaded at the official HQUSACE documents web page at http://www.usace.army.mil/. Select “Library” and click on “Publications.” Hover your mouse pointer over “USACE Publications” in the title bar; a dropdown menu will appear. From the dropdown menu, select “Engineer Pamphlets.” Additional instructions are located in appendix A.

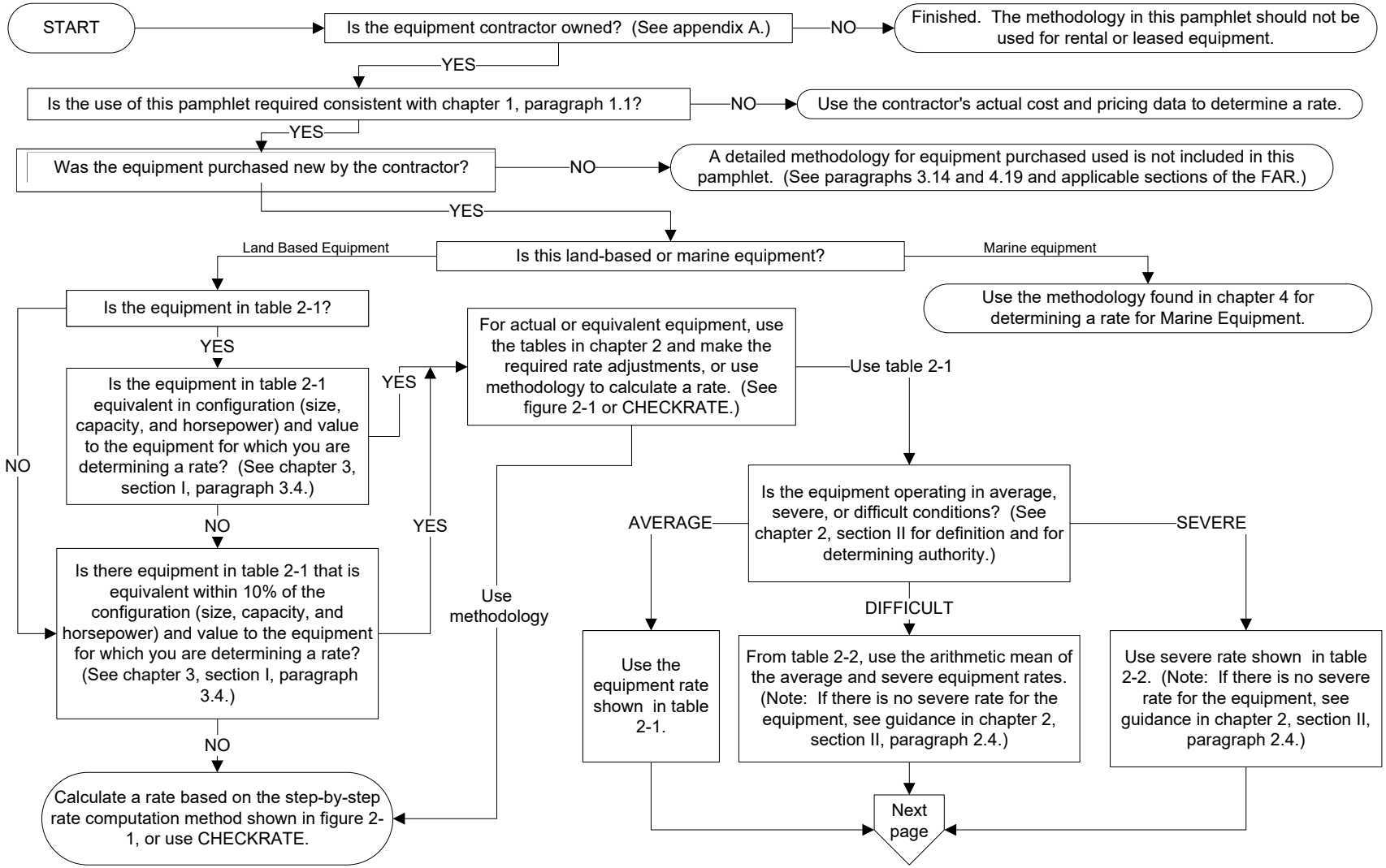

Figure 1-1. Methodology for Developing an Hourly Ownership and Operating Rate for Construction Equipment

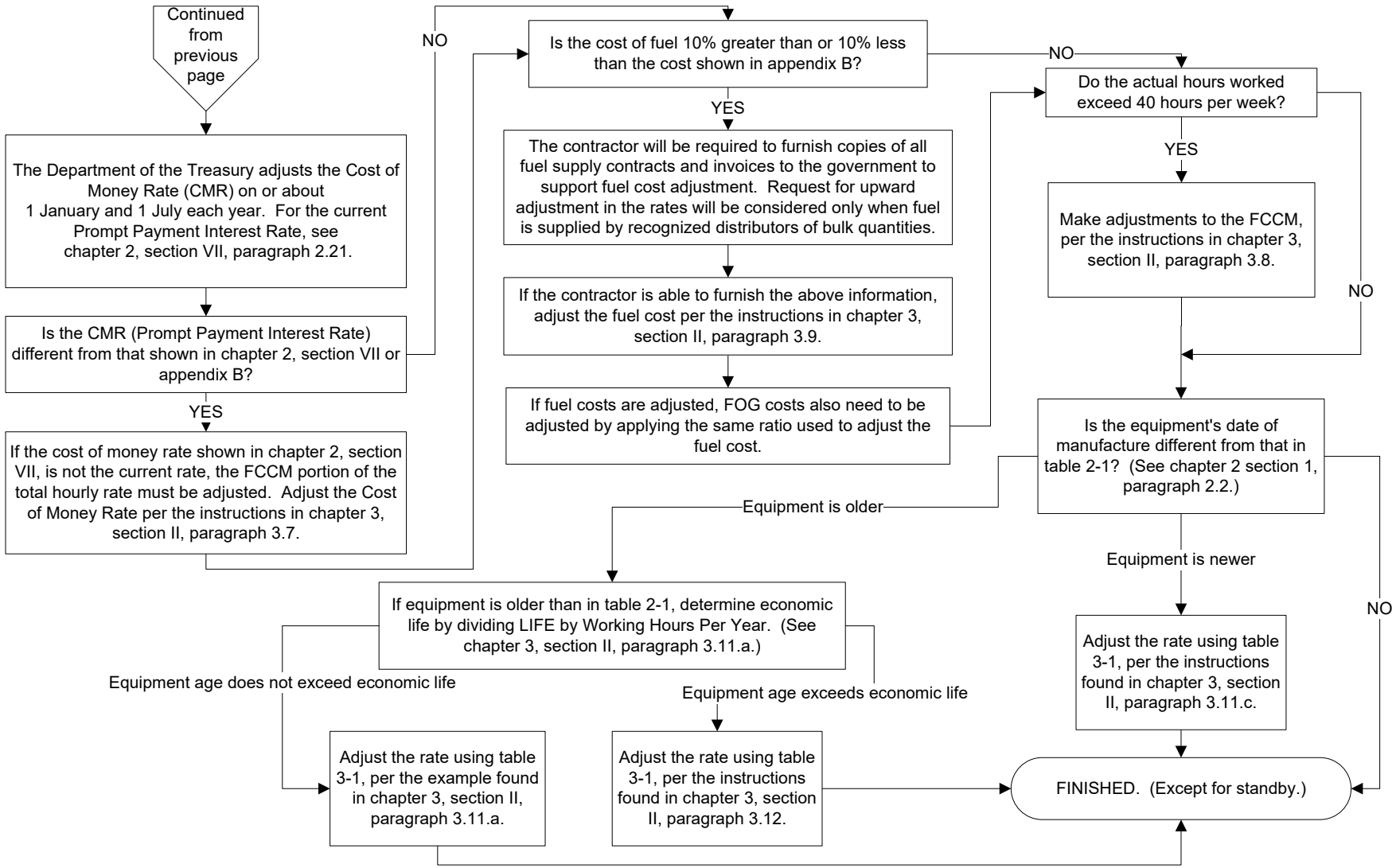

Figure 1-1. Methodology for Developing an Hourly Ownership and Operating Rate for Construction Equipment

Chapter 2
Methodology for Construction Equipment

SECTION I. GENERAL

2.1 Contents. This chapter provides the methodology used to compute the total hourly ownership and operating rates for construction equipment and marine equipment (except dredging plant). This detailed methodology includes the formulas and factors used to develop both total hourly rates and hourly standby rates. If the equipment is determined to be older than its estimated economic life (overage), or was purchased used, refer to chapter 3.

2.2 Basis for Equipment Rates. The hourly rates shown in table 2-1 reflect catalog list prices of equipment manufactured in 2015 (3 years old). List prices for equipment manufactured in years other than 2015 have been adjusted to a 2015 price level using economic indices. Ownership and operating expenses are computed using area factors, found in appendix B, which are specific to each region and volume. This hourly rate methodology assumes that equipment furnished to the job is in sound, workable condition. Furthermore, the methodology applies only to equipment that prime contractors or subcontractors either own or control. These hourly rates and cost factors do not represent rental charges for those in the business of renting equipment.

2.3 Total Hourly Rate. Hourly rates for average conditions are shown in table 2-1 and are computed based on a 40-hour (hr) workweek. The hourly rate is the sum of ownership and operating costs. Table 2-2 contains all individual rate elements for both average and severe conditions. An example of the methodology used to compute the total hourly rate is shown in figure 2-1. For standby calculation, see section IX.

a. Ownership Cost Elements. The ownership portion of the rate consists of an allowance for depreciation (DEPR) and facilities capital cost of money (FCCM).

b. Operating Cost Elements. Operating costs include allowances for the following:

(1) Fuel.

(2) Filters, oil, and grease (FOG) (includes servicing).

(3) Repairs (includes maintenance and major overhauls).

(4) Tire wear (replacement).

(5) Tire repair.

c. Exclusions to Hourly Rates. Total hourly rates for owning and operating equipment do not include allowances for the following (it should also be noted that replacement cost is not included in the rates, as it is not an allowable item of cost per FAR 31.105(d)(2)(i)):

(1) Operating labor.

(2) Mobilization and demobilization.

(3) Field office overhead expenses.

(4) Home office or general and administrative (G&A) overhead expenses.

(5) Investment tax credit.

(6) Contingency allowance.

(7) Profit.

(8) Parts and labor escalation.

d. Other Ownership Elements. The following elements of cost are not included in the total hourly rates. These costs are allowable and would normally be included in the contractor's field office or home office overhead rate calculation.

(1) License fees, property taxes, storage, and insurance costs are considered indirect costs and are not included in the total hourly rates.

(2) Jobsite security, inspection fees, recordkeeping, mechanic training, and highway permits are also not included in the total hourly rates.

SECTION II. OPERATING CONDITIONS

2.4 Average, Difficult, or Severe Conditions. Operating conditions may be average, difficult, or severe. Hourly rates for both average and severe operating conditions are determined according to appendix C. The rate for the difficult condition is the arithmetic mean of the average and the severe rates. When only the average rate is shown in table 2-2, the rate applies for all operating conditions or as determined by the contracting officer. Average condition rates are included in both tables 2-1 and 2-2. Only table 2-2 contains the severe condition rates.

2.5 Determination of Condition. For contract modifications, the condition will be average until the contracting officer determines the equipment operating condition to be used. This determination is based on contract specifications, site conditions, supporting evidence, and guidance in appendix C. Evaluation of operating conditions for equipment not listed in appendix C will be consistent with examples shown in appendix C. The operating condition of the equipment relates to the average and severe factors, as detailed in appendix D. For standby, the average condition will be used, unless a separate determination is made by the contracting officer.

SECTION III. EQUIPMENT SELECTION

2.6 General. Equipment shown in table 2-1 is representative of equipment that is used in general construction. Note that some equipment may require additional attachments or accessories. Each unit of equipment is grouped into a main group called a category (CAT) and a subgroup called a subcategory (SUB). This type of grouping is displayed in table 2-1 and appendix D. Also, an identification number (ID No.) is assigned to each unit of equipment. The ID No. consists of three parts. The first three characters are the CAT, the second two characters are the manufacturer's code, and the last three characters are the sequence number.

2.7 Truck Selection. Because of the large number of possible combinations of highway truck chassis and bodies, both are listed separately. For estimating purposes, use the gross vehicle weight (GVW) rating of the truck chassis to make a selection with the following conditions:

a. The combined weight of the truck chassis, truck body, and payload must not exceed the GVW rating shown for the truck chassis.

b. The gross combined weight (GCW) of the truck, trailer, and payload must not exceed the GCW rating shown.

2.8 Crawler Tractor Selection. A wide range of combinations of ripper and various blade options are available for each crawler tractor. For ease of use, all tractors include a universal blade attachment. Other blade and ripper attachments are shown separately and should be substituted for the universal blade to match actual equipment configuration. Only the hourly expense for attachments required to perform the work will be allowed.

2.9 Equipment Accessories. Equipment accessories included on the major pieces of equipment in table 2-1 are listed in appendix J.

SECTION IV. EQUIPMENT VALUE

2.10 List Price and Accessories. The total list price includes those accessories normally purchased by the contractor plus required safety features.

2.11 Discount Code (DC). A 7.5-percent discount is used for all equipment except highway trucks that are discounted at 15 percent. The total discounted price is derived by subtracting the appropriate discount from the total list price. The identification of the discount is shown in appendix D under column heading DC. Two codes are used to identify the discount, B equals the basic discount of 7.5 percent and S equals the special discount of 15 percent.

2.12 Sales or Import Tax. Total state sales tax (which includes local taxes) or import tax is computed as a percentage of the discounted price. The average tax for the region is shown in appendix B.

2.13 Freight. Estimated allowances for freight are provided in appendix B. This allowance includes preparation and delivery. Multiply the shipping weight based on hundredweight (cwt) by the freight rate to determine freight charges.

2.14 Total Equipment Value (TEV). Freight is added to the total discounted price (which includes sales tax) to arrive at the TEV. The estimated TEV is indicated in table 2-1 under the column heading VALUE.

SECTION V. LIFE

2.15 Economic Life (LIFE). The expected economic life of the equipment will vary based on the type of equipment and the condition of use. It is established from manufacturers' or equipment associations' recommendations. The expected economic life in hours is given in appendix D, under the column heading LIFE, for both average and severe conditions.

2.16 Working Hours Per Year (WHPY). Annual average operating hours have been established for equipment working within the region covered by this pamphlet. The number of WHPY as shown in appendix B is equivalent to one year's use for a single shift operation. Average annual hours of use per year are determined by reducing the maximum available hours per year (40 hours per week, 52 weeks per year) to allow for lost working days due to the following factors:

a. Weather.

b. Employee holidays.

c. Equipment maintenance and repairs.

d. Mobilization and demobilization.

e. Miscellaneous downtime.

SECTION VI. SALVAGE VALUE

2.17 Salvage Value (SLV). The salvage value for equipment is based on advertisements of used equipment for sale, as displayed in current engineering and construction magazines, manufacturer's recommendations, and the Green Guide Volumes I and II, Handbook of New and Used Construction Equipment Values, Equipment Watch.

2.18 Salvage Value Percentage. The salvage value percentage used for each type of equipment is listed in appendix D under the heading SLV as a percentage of the equipment value. It is equal for both average and severe conditions.

SECTION VII. OWNERSHIP COST

2.19 Ownership Elements. The ownership portion of the rate consists of allowances for depreciation (DEPR) and facilities capital cost of money (FCCM). These two cost elements are computed based on the TEV. Other ownership elements may be allowed (see paragraph 2.3d). Total ownership rate per hour is expressed by formula, as follows:

$$\text{Ownership Rate/hr} = \text{DEPR/hr} + \text{FCCM/hr}$$

2.20 Depreciation. The straight-line method is used to compute depreciation.

a. For rubber-tired equipment, the tire cost index (TCI) must first be calculated to complete the depreciation formula.

b. Hourly depreciation is calculated by dividing the "depreciable" value (TEV less estimated salvage and tire cost) by the expected economic life of the unit of equipment in hours. Expressed by formula, depreciation cost equals the following:

$$\text{DEPR/hr} = \frac{[[(\text{TEV})(1 - \text{SLV})] - [(\text{TCI})(\text{Tire Cost})]]}{\text{LIFE}}$$

Where:

(1) TEV is the total equipment value found in table 2-1.

(2) SLV is the salvage value from appendix D.

(3) TCI is the tire cost index, which is determined by dividing the year of manufacture tire index by the present-year tire index. For table 2-1, the present year is 2018 and the year of manufacture is 2015 (3 years old). These indices are listed as part of appendix E (see Economic Key (EK) 100, All Tires and Tubes).

(4) Tire cost is the total tire and/or conveyor belt cost. The total tire cost is the sum of the cost of all front, drive, and trailing tires. The tire cost for rubber-tired equipment is based on tire values at the time the equipment was manufactured.

(5) The LIFE is the economic life, which is based on the number of operating hours throughout the economic life of the equipment (see paragraph 2.15). Hours for LIFE are provided in appendix D.

2.21 Facilities Capital Cost of Money (FCCM). The FCCM, as defined in FAR 31.205-10, is included in the total hourly rates. This cost is computed by multiplying a discounted cost of money rate (CMR) by the average value of equipment and prorating the result over the annual operating hours. The July 2018 CMR [3.500 percent as shown in appendix I, determined by the Secretary of the Treasury pursuant to Public Law 92-41 (85 Stat. 97)], is discounted to avoid duplication when applying estimated markups (an assumed 25 percent) for overhead and profit. The discounted CMR is

then 2.80 percent. The Department of the Treasury adjusts the CMR on or about 1 January and 1 July each year; these revisions are printed in the Federal Register, or can be found at https://www.fiscal.treasury.gov/fsservices/gov/pmt/promptPayment/rates.htm. The CMR should be adjusted to the actual period that the equipment is used. Expressed by formula, FCCM cost equals the following:

$$\text{FCCM/hr} = \frac{(\text{TEV})(\text{AVF})(\text{discounted CMR})}{(\text{WHPY})}$$

Where:

a. TEV is the total equipment value found in table 2-1.

b. $\text{Average Value Factor (AVF)} = [[(\text{N} - 1)(1 + \text{SLV})] + 2] / 2\text{N}$.

c. Number of Years (N) in Depreciation Period = LIFE/WHPY.

d. LIFE is the economic life, which is based on the number of operating hours throughout the economic life of the equipment (see paragraph 2.15). Hours for LIFE are provided in appendix D.

e. Discounted CMR = 3.500% (Jul – Dec 2018 rate) / 1.25 = 2.80%.

f. WHPY = Working hours Per Year found in appendix B.

SECTION VIII. OPERATING COST

2.22 Operating Cost Elements. The total operating cost is the sum of the following five elements: Fuel, FOG, repairs, tire wear, and tire repair.

2.23 Fuel Cost. Fuel costs are computed for each gas, diesel, or electric engine. When the unit of equipment has two engines, as in the case of a truck crane, this methodology treats each engine separately for fuel costs. The hourly fuel cost for each unit of equipment is shown under the column heading FUEL in tables 2-1 and 2-2. When the unit of equipment has no engine, no fuel cost will be shown. Hourly fuel costs are calculated for each engine, as expressed in the following formula:

Fuel Cost/hr = Horsepower (hp) x Fuel Cost/Gallon (gal) x Fuel Factor (gal/bhp-hr)

a. Horsepower is the engines rated horsepower. All horsepower ratings for engine-driven equipment are listed with the equipment description in table 2-1.

b. Fuel Cost/Gallon is based on values shown in appendix B. See chapter 3 for fuel cost adjustments.

c. Fuel Factor – Gas or Diesel Fuel. The fuel factor in gallons per brake horsepower-hour (bhp-hr) is listed in appendix D for both average and severe

conditions. Fuel factors are also listed for both the engine powering the main equipment (prime engine) and the engine providing power to the carrier vehicle. For severe conditions, the fuel consumption rate is 30 percent greater than the average condition rate. Gas or diesel fuel factors are computed by using the following formula:

$$\text{Fuel Factor (Gal/bhp - hr)} = \frac{\text{Horsepower Factor (HPF) x lbs Fuel per bhp - hr}}{\text{lbs of Fuel per Gal}}$$

Where:

(1) HPF is the horsepower factor used in the fuel and electricity consumption formulas and represents an average percent of full-rated horsepower being used by the engine. The fuel consumption factors, which are shown in appendix D under column headings Equipment Fuel Factors and Carrier Fuel Factors, are computed based on the HPF shown under these column headings. This HPF is an estimate of the engine load under average working conditions. It is necessary to modify the rated horsepower as engines and motors in actual production do not work at their full-rated horsepower at all times. Periods spent at idle, travel in reverse, traveling empty, close maneuvering at part throttle, and operating downhill are examples of conditions that reduce the HPF. Professional judgment regarding cycle time and equipment loading is applied to determine this average HPF. Normal field application can also vary according to: Operator efficiency, type of material, type of work cycle, and overall jobsite efficiency. This pamphlet provides an estimated average HPF, not a specific factor.

(2) Pounds (lbs) fuel per bhp-hr is an average based on a variety of engine applications from manufacturer engine data. The following represent an average of the normal application of equipment and are indicative of engine fuel consumption industrywide. Pounds fuel (consumed) per bhp-hr is based on the following averages and is used consistently throughout this pamphlet:

Gasoline = 0.55 lbs per bhp-hr

Diesel = 0.34 lbs per bhp-hr

(3) Pounds fuel per gallon is the factor that determines the weight of the fuel consumed. The following are used as constants in this pamphlet:

Gasoline = 6 lbs per gal

Diesel = 7 lbs per gal

d. Fuel Factor – Electricity. Assuming that an electric motor uses 1 kilowatt (kW) per horsepower (considering all inefficiencies), and using the same HPF for gas or diesel fuel consumption, the electricity consumption is computed by the following formula:

$$\text{Fuel Factor (kW/hr)} = \text{HPF x 1kW per electric hp - hr}$$

e. Fuel and Electricity Cost. The cost per gallon for gasoline and diesel fuel used to compute the hourly fuel cost is shown in appendix B. The hourly fuel cost for all gasoline-powered equipment, diesel-powered highway trucks, and truck crane carriers includes an allowance for Federal and state road taxes, sales taxes, and rental for fuel storage tanks and pumps. Cost per kilowatt-hour used to compute electricity cost is also shown in appendix B.

2.24 Filters, Oil, and Grease (FOG) Cost. The FOG cost is computed as a percentage of the hourly fuel costs.

a. The FOG contains items of cost for routine servicing of the equipment, which includes the following:

(1) Base wages for servicing labor.

(2) Fringe benefits and labor burden costs for servicing.

(3) Service truck, tools, and fuel truck allowance.

(4) Shop allowance, when shop servicing is required.

(5) Other equipment costs for servicing.

(6) FOG material allowance.

(7) Taxes and shipping for FOG supplies.

(8) Handling and disposal of hazardous materials and oil.

b. The hourly FOG cost is calculated for each engine using the following formula:

$$\text{FOG Cost/hr} = \text{FOG Factor x Fuel Cost/hr x LAF}$$

Where:

(1) The FOG Factor is the percent allowance expressed as a decimal factor under each fuel type heading: E (electricity), G (gas), and D (diesel). See appendix D.

(2) Fuel cost/hr is a calculated value shown under the column heading FUEL in tables 2-1 and 2-2.

(3) The labor adjustment factor (LAF) is a decimal factor to account for regional variations in labor and parts costs. This factor is provided in appendix B.

c. The FOG percentage allowance includes the cost for servicing. For equipment that is normally serviced by an oiler assigned to the unit of equipment, the FOG percentage is reduced. This reduction applies to the following equipment: Cranes, draglines, hydraulic excavators, and shovels (except equipment under category

numbers C75, C80.01, C85.11, C85.12, C85.21, C90.01, H25.11, H25.12, H30.01, H30.02, and M10.32).

d. When a unit of equipment has no engine (therefore no fuel costs calculated) and the equipment requires some type of fuel (i.e., propane, kerosene), an alternative hourly fuel and FOG allowance may be used in lieu of the regularly calculated fuel and FOG hourly costs. A FOG allowance may also be added when the equipment has no engine and has parts that require FOG. The alternative fuel allowance is added to the alternative FOG allowance for a total alternative fuel and FOG cost. (See figure 2-1, 5.c.)

2.25 Repair Cost.

a. The repair cost accounts for equipment repairs, maintenance, and major overhauls (including undercarriage wear, ground engaging tools, and designated attachments) performed in either the field or the shop. Where tire cost is the cost of the tires when the equipment was manufactured, use the same TCI and tire cost as shown in the depreciation calculation (see paragraph 2.20). The estimated hourly rate for repairs is computed as follows:

$$\text{Repair Cost/hr} = \frac{[(\text{TEV}) - [(\text{TCI})(\text{Tire Cost})]] \text{ x RF}}{\text{LIFE}}$$

Where:

(1) TEV is the total equipment value found in table 2-1.

(2) TCI is the tire cost index, which is determined by dividing the manufacture-year tire index by the present-year tire index. For table 2-1, the present year is 2018 and the manufacture year is 2015 (3 years old). These indices are listed as part of appendix E (see Economic Key (EK) 100, All Tires and Tubes).

(3) Tire cost is the total tire and/or conveyor belt cost. The total tire cost is the sum of the cost of all front, drive, and trailing tires. The tire cost for rubber-tired equipment is based on tire values at the time the equipment was manufactured.

(4) Repair factor (RF) is calculated as follows:

$$\text{RF} = \text{RCF x EAF x LAF}$$

Where:

(5) The repair cost factor (RCF) is shown in appendix D. This factor varies depending on the operating condition of the equipment (average or severe).

(6) The economic adjustment factor (EAF) is used to adjust the RCF to current price levels. The EAF is equal to the economic index for the present year divided by the

economic index for the year of manufacture. Indices listed in appendix E are used to develop the EAF. Economic indices are determined as follows:

(a) Economic Index for the Present Year. This is the economic index for the present year (2018 for table 2-1 calculations). Obtain the economic index from appendix E. The index is located in the column with the present year and the row with the type of equipment in question. When the column for the present year has not been included, the index can be estimated using a straight-line projection.

(b) Economic Index for the Year of Manufacture. This is the economic index for the year the equipment was manufactured (2015 for table 2-1 calculations). Obtain the economic index from appendix E. The index is located in the column with the year of manufacture and the row with the type of equipment in question. When the actual age of the equipment is beyond the last year of its economic life, the equipment is considered overage. Economic life is determined by dividing hours of LIFE (from appendix D) by WHPY (appendix B).

(7) The LIFE is the economic life, which is based on the number of operating hours throughout the economic life of the equipment (see paragraph 2.15). Hours for LIFE are provided in appendix D.

b. Items Included in the Repair Cost Factor. The estimated percentage allowances for the RCF are shown in appendix D under the column heading RCF and are expressed as decimal factors. These RCFs (for both the average and severe conditions) compensate for the following cost elements:

(1) Mechanic's labor, which includes base wages, fringe benefits, supervision, travel, and all other costs for labor associated with craft workers engaged in the direct repair of equipment, either in the field or the shop.

(2) Repair parts and supplies, which include those items that are required for all repairs and major overhauls, complete with applicable sales taxes and freight charges.

(3) Service trucks and other equipment used during field or shop repair and maintenance work, including tools.

(4) Supporting repair facilities, which include field and main repair shops, complete with parts and supplies inventory, and shop overhead.

2.26 Tire Wear Cost.

a. Tires included on rubber-tired equipment are generally the type and ply rating recommended as standard tires by the equipment manufacturer. Tire costs include both tire wear (replacement), and tire repair, as individual elements of cost. Conveyor belt wear is also included under this cost element. The belt wear is treated like tire wear. The wear factors are listed in the front tire wear factor column in appendix D. Belt life and cost are listed in appendix F.

b. The formula for calculating tire wear applies to each tire position: Front tire (FT), drive tire (DT), and trailing tire (TT). However, all tires performing the drive function are considered drive tires and are listed in the drive position. The total hourly tire wear cost for each unit of equipment is the sum of the hourly cost for each position. The total hourly tire wear cost equals the current cost of new tires, plus the cost of one recapping, divided by the expected life of the new tires, plus the life of the recapped tires. This hourly allowance for determining tire wear cost is expressed in the following formula:

$$\text{Tire Wear Cost/hr} = \frac{\text{Tire Cost Factor x Current Tire Cost}}{\text{Tire Life Factor x Tire Wear Factor x Maximum Tire Life}}$$

Where:

(1) Tire Cost Factor is estimated at 1.5, which represents the purchase of the original tire, plus one recap. It has been estimated that a recap costs approximately 50 percent of the new tire cost.

(2) Current Tire Cost is the estimated cost that applies to all tires on the equipment in that position. For example, four new drive tires valued at $500 each would result in an amount of $2,000 for total drive tire cost. The size and cost of each tire used in the pamphlet are listed for information in appendix F.

(3) Tire Life Factor is estimated at 1.8, which represents the original tire life, plus one recap. It has been estimated that a recap lasts approximately 80 percent of the life of a new tire.

(4) Tire Wear Factor is based on the position of the tire, type of equipment, and condition of use. Tire wear factors have been developed and are listed in appendix D. These factors will provide a percentage reduction to the maximum tire life. Appendix G contains the methodology used to develop these factors and a computation example for a rear dump wagon.

(5) Maximum Tire Life expressed in hours is shown for various new tire types in appendix F. The tire life is estimated from information provided by Goodyear Tire and Rubber Company and by using the method and tables in Production and Cost Estimating of Material Movement with Earthmoving Equipment, Terex Corporation, Hudson, Ohio.

2.27 Tire Repair Cost. It has been estimated that tire repairs are 15 percent of the total hourly tire wear cost. The LAF is used to adjust the tire repair cost to account for regional variations in labor and parts costs. This cost element has been calculated and listed separately in table 2-2. It is expressed as a formula, as follows:

$$\text{Tire Repair Cost} = \text{Total Hourly Tire Wear Cost x 0.15 x LAF}$$

SECTION IX. STANDBY HOURLY RATE

2.28 Standby Hourly Rate. The standby rate is computed by allowing the full FCCM hourly cost (based on a 40-hour work week), plus one-half of the hourly depreciation. It is expressed as a formula, as follows:

$$\text{Standby Rate/hr} = (\text{DEPR/hr x } 0.50) + \text{FCCM/hr}$$

a. Paid standby must not exceed 40 hours per week (7 calendar days) (based on a 40-hour work week) per unit of equipment. Actual operating hours during a week will be credited against the 40 hours maximum standby allowance.

b. Standby costs will not be allowed during periods when the equipment would have otherwise been in idle status.

c. When the equipment is purchased used, standby will be computed on the basis that the equipment was purchased new by the contractor in the year it was actually manufactured. Refer to chapter 3 for rate adjustments.

SECTION X. RATE CALCULATION EXAMPLE

2.29 Computation Example. Figure 2-1 is an example of how the total hourly rates in table 2-1 are computed. A blank Equipment Rate Computation Worksheet is included in appendix A and can be copied, as needed.

a. When an hourly rate for a specific unit of equipment is not included in this pamphlet and a rate must be computed, the methodology contained in chapter 2 will be followed. However, when a unit of equipment is not included in this pamphlet and the necessary factors to compute a rate are not found in appendix D, please contact the Chief, Cost Engineering Branch, Engineering and Construction Division, Walla Walla District, U.S. Army Corps of Engineers, for assistance as explained in chapter 1. A Microsoft Excel® spreadsheet (CHECKRATE) is also available for rate computation (see chapter 1, paragraph 1.5, How to Obtain CHECKRATE).

b. See chapter 3 for further guidance on the procedure for rate adjustments.

Example: The piece of equipment shown is based on a known piece of equipment for illustration purposes only.

Use this worksheet to compute an hourly rate for equipment that is not in this pamphlet, or is in the pamphlet but not equivalent in size, capacity, horsepower, or value (see appendix A for a blank form).

REGION 3

1. EQUIPMENT INFORMATION AND EXPENSE FACTORS ID No: C80GV016

a.

(1) Equipment Description	CRANES, HYDRAULIC, TRUCK MTD, ALL TERRAIN, 350 TON, 263' BOOM, 12X8
(2) Model and Series	GMK6300L
(3) Present Year or Year of Use	2018
(4) Year Manufactured	2015
(5) Horsepower - Equipment	286 hp
(6) Horsepower - Carrier	551 hp
(7) Fuel - Equipment	Diesel Off-Road
Fuel - Carrier	Diesel On-Road
(8) Shipping Weight (cwt)	1,843 cwt

(9) Tire size and number of tires: (Cost of tires based on present year, see 1.a (3) and app. F):

	Size/Ply	App F Code	No.	Unit Price	Cost
(a) Front (FT)	20.5R25	AMLF1	4	$ 2,370.00	$ 9,480.00
(b) Drive (DT)	20.5R25	AMLF1	8	$ 2,370.00	$ 18,960.00
(c) Trailing (TT)					$ -
(d) **Total Tire Cost**					**$ 28,440.00**

(10) List Price + Accessories

[at Year of Manufacture] $ 3,114,977.43 OR Actual Purchase Price: $ -

USE APPENDIX D TO OBTAIN THE FOLLOWING DATA

b. Category and Subcategory	C80	0.04
c. Hourly Expense Calculation Factors		
(1) Economic Key (EK)		20
(2) Operating Condition (C): A = Average, D = Difficult, S = Severe	A -	AVERAGE
(3) Discount Code (DC): B = 7.5%, S = 15%	B -	7.5%
(4) Life in Hours		20,000
(5) Salvage Value Percentage		15%
(6) Fuel Factor - Equipment		0.031
(7) Fuel Factor - Carrier		0.005
(8) Filter, Oil, and Grease (FOG)		0.110
(9) Tire Wear Factor		
(a) Front (FT)		1.08
(b) Drive (DT)		0.97
(c) Trailing (TT)		1.20
(10) Repair Cost Factor (RCF)		0.90

Figure 2-1. Equipment Rate Computation Worksheet
Page 1 of 6

REGION 3

2. EQUIPMENT VALUE

a. List Price + Accessories (At year of Manufacture) = $ 3,114,977.43

(1) Discount (List Price + Accessories) x Discount Code

{1.a (10)} {1.c (3)}

($ 3,114,977.43 + $ -) x 7.5% = $ (233,623.31)

(2) Subtotal {2.a} - {2.a (1)} Subtotal = $ 2,881,354.12

(3) Sales or Import Tax Subtotal x Tax Rate

{2.a (2)} {appendix B}

$ 2,881,354.12 x 7.65% = $ 220,423.59

(4) Total Discounted Price: Subtotal 2.a (2) + 2.a (3) Subtotal = $ 3,101,777.71

b. Freight Shipping Weight x Freight Rate per cwt

{1.a (8)} {appendix B}

1,843 cwt x $ 9.88 = $ 18,208.84

c. **TOTAL EQUIPMENT VALUE (TEV):** **TOTAL [2]** = **$ 3,119,986.55**

{2.a (4)} + {2.b} OR actual purchase price {1.a (10)}

(See chapter 3 for used and overage equipment rate adjustments.)

---

3. DEPRECIATION PERIOD (N)

a. LIFE / Working Hours Per Year (WHPY) = N

{1.c (4)} {appendix B}

20,000 / 1490 = 13.42 years (N)

---

4. OWNERSHIP COST

a. Depreciation

(1) Tire Cost Index (TCI) (USE EK = 100 in appendix E)

Tire Index, Year of Manufacture / Tire Index, Year of Use Tire Cost Index

{1.a (4)} {1.a (3)} (TCI)

3811 / 3864 = 0.986

(2) [TEV x (1 - SLV) - (TCI x Tire Cost)] / Life

{2.c} {1.c (5)} {4.a (1)} {1.a (9)(d)} {1.c (4)}

$ 3,119,986.55 x (1.0-0.15) - (0.986 x $28,440)] / 20,000 hrs = $131.20/hr

Figure 2-1. Equipment Rate Computation Worksheet
Page 2 of 6

REGION 3

4. OWNERSHIP COST (Continued)

b. Facilities Capital Cost of Money (FCCM)

(1)	[(N - 1.0)	x	(1 + SLV)	+	2.0]	/	(2.0 x N)	=	Average Value Factor (AVF)
	{3.a}		{1.c.5}				{3.a}		
	[(13.42 yr - 1.0)	x	(1.0 + 0.15)	+	2.0]	/	(2.0 x 13.42 yr)	=	0.607

(2)	TEV	x	AVF	x	Adjusted Cost of Money	/	WHPY		
	{2.c}		{4.b (1)}		{appendix B}		{appendix B}		
	$ 3,119,986.55	x	0.607	x	2.80%	/	1,490 hr/yr	=	$35.59/hr

c. **TOTAL HOURLY OWNERSHIP COST** **TOTAL [4] = $166.79/hr**

{4.a (2)} + {4.b (2)}

---

5. OPERATING COST

a. Fuel Costs

(1) Equipment

Fuel Factor	x	Horsepower	x	Fuel Cost Per Gallon		
{1.c (6)}		{1.a (5)}		{appendix B}		
0.031	x	286 hp	x	$2.39/gal	=	$21.19/hr

(2) Carrier

Fuel Factor	x	Horsepower	x	Fuel Cost Per Gallon		
{1.c (7)}		{1.a (6)}		{appendix B}		
0.005	x	551 hp	x	$2.88/gal	=	$7.93/hr

(3) Total Hourly Fuel Cost

{5.a (1)} + {5.a (2)} **Total [5.a] = $29.12/hr**

b. FOG Cost

(1) Equipment

FOG Factor	x	Equipment Hourly Fuel Cost	x	Labor Adjustment Factor LAF		
{1.c (8)}		{5.a (1)}		{appendix B}		
0.1100	x	$21.19/hr	x	0.89	=	$2.07/hr

Figure 2-1. Equipment Rate Computation Worksheet
Page 3 of 6

REGION 3

5. OPERATING COST (Continued)

(2) Carrier

FOG Factor	x	Carrier Hourly Fuel Cost	x	LAF		
{1.c (8)}		{5.a (2)}		{appendix B}		
0.110	x	$7.93/hr	x	0.89	=	$0.78/hr

(3) Total Hourly FOG Cost

{5.b (1)} + {5.b (2)} **Total [5.b] = $2.85/hr**

c. Alternative Fuel/FOG Cost **Total [5.c] = $0.00/hr**

(See chapter 2, paragraph 2.24.d for guidance on when to use.)

d. Repair Cost

(1) Economic Adjustment Factor (EAF)

EK is from {1.c (1)}

Economic Index, Year of Use	/	Economic Index, Year of Manufacture		
{1.a (3)}		{1.a (4)}		
appendix E, EK = {1.c (1)}		appendix E, EK = {1.c (1)}		
7277	/	7474	=	0.974

(See table 3-1 for last year of economic life.)

(2) Repair Factor (RF)

RCF	x	EAF	x	LAF		
{1.c (10)}		{5.d (1)}		{appendix B}		
0.90	x	0.974	x	0.89	=	0.78

(3) Repair Cost

[TEV	-	(TCI	x	Tire Cost)]	x	RF	/	LIFE
{2.c}		{4.a (1)}		{1.a (9)(d)}		{5.d (2)}		
[$3,119,987	-	(0.986	x	$28,440.00)]	x	0.78	/	20,000

(4) Total Hourly Repair Cost **Total [5.d] = $120.59/hr**

Figure 2-1. Equipment Rate Computation Worksheet
Page 4 of 6

REGION 3

5. OPERATING COST (Continued)

e. Tire Wear Cost. (Use current price levels. See appendix F.)

(1) Front Tires (FT)

(1.5 x FT Cost)	/	(1.8 x FT Wear Factor	x	Maximum Tire Life Hours)		
{1.a (9)(a)}		{1.c (9)(a)}		{appendix F}		
(1.5 x $9,480)	/	(1.8 x 1.08	x	3,000 hr)	=	$2.44/hr

(2) Drive Tires (DT)

(1.5 x DT Cost)	/	(1.8 x DT Wear Factor	x	Maximum Tire Life Hours)		
{1.a (9)(b)}		{1.c (9)(b)}		{appendix F}		
(1.5 x $18,960)	/	(1.8 x 0.97	x	3,000 hr)	=	$5.43/hr

(3) Trailing Tires (TT)

(1.5 x TT Cost)	/	(1.8 x TT Wear Factor	x	Maximum Tire Life Hours)		
{1.a (9)(c)}		{1.c (9)(c)}		{appendix F}		
(1.5 x $0)	/	(1.8 x 1.20	x	0 hr)	=	$0.00/hr

(4) Total Tire Wear Cost **Total [5.e] = $7.87/hr**

f. Tire Repair Cost

Total Tire Wear Cost/Hour	x	(0.15 x LAF)	
{5.e (4)}		{appendix B}	
$7.87/hr	x	(0.15 x 0.89)	**Total [5.f] = $1.05/hr**

g. TOTAL HOURLY OPERATING COST

Sum {5.a} through {5.f} **Total [5] = $161.48/hr**

Figure 2-1. Equipment Rate Computation Worksheet
Page 5 of 6

REGION 3

a. Total Hourly Rate: (Based on 40 hours per week.)

Ownership Cost	+	Operating Cost		
{4.c}		{5.g}		
$166.79/hr	+	$161.48/hr	=	**$328.27/hr**

---

b. Other Work Shifts Hourly Rate:

(Refer to chapter 3, Adjustments to Rates, for methodology.)

Depreciation	+	(FCCM	x	40 hr/wk	/	Work hr/wk)	+	Operating Cost		
{4.a (2)}		{4.b (2)}						{5.g}		
$131.20/hr	+	($35.59/hr	x	40 hr/wk	/	60 hr/wk)	+	$161.48/hr	=	**$316.41/hr**
				(Example: 60 hr/wk)						

---

c. Standby Hourly Rate:

(Refer to chapter 2, paragraph 2.28 for guidance on use.)

(Depreciation	x	0.50)	+	FCCM		
{4.a (2)}				{4.b (2)}		
($131.20/hr	x	0.50)	+	$35.59/hr	=	**$101.19/hr**

(Refer to chapter 3, paragraph 3.12 for guidance for overage equipment.)

See chapter 3 if rate adjustments are necessary.

Figure 2-1. Equipment Rate Computation Worksheet
Page 6 of 6

Table 2-1
Hourly Equipment Ownership and Operating Expense

EXPLANATION OF TABLE HEADINGS

Example unit of equipment: Grove, Model GMK6300L.

CAT: C80 is the category number and identifies it as Cranes, Hydraulic, Truck Mounted (from appendix D).

ID No.: C80GV016 is the unique identification number for the above Grove crane. GV equals the manufacturer (see appendix H). 016 equals the numeric order of this unit of equipment within the manufacturer's listing.

MODEL: GMK6300L is the equipment model number.

EQUIPMENT DESCRIPTION: Specific information for each particular unit of equipment is described, such as "CRANES, HYDRUALIC, TRUCK MTD, ALL TERRAIN, 350 TON, 263' BOOM, 12X8" for the Grove crane.

ENGINE HORSEPOWER AND FUEL TYPE: The amount of horsepower and type of fuel used is stated for the main and carrier engines. The Grove crane carrier has a 551-horsepower engine, and the crane has a 286-horsepower engine. The carrier engine is on-road diesel and the crane engine is off-road diesel.

VALUE (TEV): This column reflects the predetermined "equipment cost" used to compute the rates and is based on equipment purchased new in 2015.

TOTAL HOURLY RATES ($/HR): All ownership and operating expenses for the average condition are included. All cost elements, including fuel, are totaled in the AVERAGE column. The STANDBY column includes the hourly allowance for equipment on legitimate standby status (see section 2.28 for more information).

ADJUSTABLE ELEMENTS: This column shows ownership elements and fuel costs used to develop the average total hourly rates so they can be adjusted as indicated in chapter 3. Operating costs may be determined by subtracting the ownership cost elements (DEPR plus FCCM) from the total hourly rate for the average condition.

CWT: The shipping weight of the equipment is stated in hundredweight.

Table 2-1
Hourly Equipment Ownership and Operating Expense

CAT	REGION 3 ID.NO.	MODEL	EQUIPMENT DESCRIPTION	ENGINE HORSEPOWER AND FUEL TYPE MAIN	CARRIER	VALUE (TEV) 2015 ($)	TOTAL HOURLY RATES ($/HR) AVERAGE	STANDBY	ADJUSTABLE ELEMENTS DEPR	FCCM	FUEL	CWT
A10 AGGREGATE / CHIP SPREADERS												
	SUBCATEGORY 0.10		**SELF PROPELLED**									
	ROSCO, A LeeBoy COMPANY											
	A10RS003	CSM	CHIP SPREADER, SELF PROPELLED, 10' WIDE, 1.70 CY, 2WD	160 HP D-off		$162,590	46.87	10.05	15.98	2.06	13.00	149
	A10RS004	CSM	CHIP SPREADER, SELF PROPELLED, 11' WIDE, 1.80 CY, 2WD	160 HP D-off		$165,340	47.44	10.23	16.26	2.10	13.00	153
	A10RS005	CSM	CHIP SPREADER, SELF PROPELLED, 12' WIDE, 2.03 CY, 2WD	160 HP D-off		$165,831	47.53	10.26	16.31	2.10	13.00	159
	A10RS006	CSM	CHIP SPREADER, SELF PROPELLED, 13' WIDE, 2.28 CY, 2WD	160 HP D-off		$166,224	47.61	10.29	16.35	2.11	13.00	153
	A10RS007	CSM	CHIP SPREADER, SELF PROPELLED, 15' WIDE, 2.53 CY, 2WD	160 HP D-off		$168,066	47.98	10.40	16.53	2.13	13.00	159
	SUBCATEGORY 0.20		**TOWED & TAILGATE**									
	PAVEMENT TECHNOLOGIES INETERNATIONAL											
	A10PV001	GS 84	CHIP SPREADER, TAILGATE, 8' WIDE (ADD DUMP TRUCK)			$4,727	1.13	0.38	0.63	0.06	0.00	7
	SEALMASTER, INC.											
	A10SE003	R-1 TAILGATE	CHIP SPREADER, TAILGATE, 10' WIDE, 1.41 CY (ADD DUMP TRUCK)			$22,282	5.35	1.78	2.97	0.29	0.00	30
	A10SE004	R-1 TOWED	CHIP SPREADER, TOWED, 10' WIDE, 1.41 CY (ADD DUMP TRUCK)			$24,891	5.99	1.99	3.32	0.33	0.00	30

Table 2-1
Hourly Equipment Ownership and Operating Expense

CAT	REGION 3 ID.NO.	MODEL	EQUIPMENT DESCRIPTION	ENGINE HORSEPOWER AND FUEL TYPE MAIN	CARRIER	VALUE (TEV) 2015 ($)	TOTAL HOURLY RATES ($/HR) AVERAGE	STANDBY	ADJUSTABLE ELEMENTS DEPR	FCCM	FUEL	CWT
A15 AIR COMPRESSORS												
	SUBCATEGORY 0.10		**ROTARY SCREW**									
	DOOSAN PORTABLE POWER											
	A15DP016	HP1600WCU-T4F	AIR COMPRESSOR, 1,600 CFM, 150 PSI, TRAILER MTD (ADD HOSE)	580 HP D-off		$200,556	87.69	10.49	15.99	2.49	49.90	186
	A15DP017	P250-T4F	AIR COMPRESSOR, 250 CFM, 100 PSI, TRAILER MTD (ADD HOSE)	74 HP D-off		$24,459	11.01	1.27	1.93	0.30	6.37	27
	A15DP001	P185WDO-T4F	AIR COMPRESSOR, 185 CFM, 100 PSI, TRAILER MTD (ADD HOSE)	49 HP D-on		$19,900	8.87	1.04	1.57	0.25	5.08	23
	A15DP002	HP375WCU-T4F	AIR COMPRESSOR, 375 CFM, 150 PSI, TRAILER MTD (ADD HOSE)	140 HP D-on		$51,394	24.40	2.69	4.09	0.64	14.52	42
	A15DP003	VHP400WCU-T4F	AIR COMPRESSOR, 400 CFM, 200 PSI, TRAILER MTD (ADD HOSE)	173 HP D-on		$59,962	29.57	3.13	4.77	0.74	17.94	52
	A15DP004	HP450WCU-T4F	AIR COMPRESSOR, 450 CFM, 150 PSI (ADD HOSE)	173 HP D-on		$59,962	29.57	3.13	4.77	0.74	17.94	52
	A15DP012	HP750WCU-T4F	AIR COMPRESSOR, 750 CFM, 150 PSI, TRAILER MTD (ADD HOSE)	270 HP D-on		$95,378	46.40	4.98	7.59	1.18	27.99	87
	A15DP013	XP825WCU-T4F	AIR COMPRESSOR, 825 CFM, 125 PSI, TRAILER MTD (ADD HOSE)	270 HP D-on		$95,378	46.40	4.98	7.59	1.18	27.99	87
	A15DP014	XP1000WCU-T4F	AIR COMPRESSOR, 1,000 CFM, 125 PSI, TRAILER MTD (ADD HOSE)	305 HP D-on		$112,079	53.13	5.86	8.93	1.39	31.62	105
	A15DP015	HP915WCU-T4F	AIR COMPRESSOR, 915 CFM, 150 PSI, TRAILER MTD (ADD HOSE)	305 HP D-on		$113,119	53.30	5.91	9.01	1.40	31.62	105
	SULLAIR CORPORATION											
	A15SR015	900H	AIR COMPRESSOR, 900 CFM, 150 PSI, TRAILER MTD (ADD HOSE)	300 HP D-off		$177,784	57.36	9.28	14.16	2.20	25.81	120

Table 2-1
Hourly Equipment Ownership and Operating Expense

CAT	ID.NO.	MODEL	REGION 3 EQUIPMENT DESCRIPTION	ENGINE HORSEPOWER AND FUEL TYPE MAIN		ENGINE HORSEPOWER AND FUEL TYPE CARRIER	VALUE (TEV) 2015 ($)	TOTAL HOURLY RATES ($/HR) AVERAGE	TOTAL HOURLY RATES ($/HR) STANDBY	ADJUSTABLE ELEMENTS DEPR	ADJUSTABLE ELEMENTS FCCM	ADJUSTABLE ELEMENTS FUEL	CWT
A15			***SULLAIR CORPORATION (continued)***										
	A15SR017	375	AIR COMPRESSOR, 375 CFM, 100 PSI, TRAILER MTD (ADD HOSE)	117 HP	D-off		$55,332	20.12	2.89	4.39	0.69	10.07	44
	A15SR018	400HH	AIR COMPRESSOR, 400 CFM, 200 PSI, TRAILER MTD (ADD HOSE)	157 HP	D-off		$65,118	25.51	3.40	5.18	0.81	13.51	60
	A15SR019	E900H (ELECTRIC)	AIR COMPRESSOR, 900 CFM, 150 PSI, TRAILER MTD (ADD HOSE) REQUIRES 200KW, 460V, 3P POWER SOURCE	214 HP	E		$103,668	38.99	5.42	8.26	1.29	15.57	118
	A15SR004	185-KUB	AIR COMPRESSOR, 185 CFM, 100 PSI, TRAILER MTD (ADD HOSE)	49 HP	D-off		$24,668	8.67	1.29	1.96	0.31	4.22	22
	A15SR008	375H	AIR COMPRESSOR, 375 CFM, 150 PSI, TRAILER MTD (ADD HOSE)	130 HP	D-off		$58,017	21.80	3.02	4.59	0.72	11.19	44
	A15SR009	425H	AIR COMPRESSOR, 425 CFM, 100 PSI, TRAILER MTD (ADD HOSE)	140 HP	D-off		$63,387	23.63	3.30	5.02	0.79	12.05	44
	A15SR002	900XHH/1150XH	AIR COMPRESSOR, 900 CFM @ 350 PSI, 1150 CFM @ 500 PSI, TRAILER MTD (ADD HOSE)	540 HP	D-off		$270,787	95.25	14.17	21.61	3.36	46.46	140
	A15SR014	1600H	AIR COMPRESSOR, 1,600 CFM, 150 PSI, TRAILER MTD (ADD HOSE)	540 HP	D-off		$242,583	90.72	12.67	19.31	3.01	46.46	191
	NO SPECIFIC MANUFACTURER												
	A15XX001	825 CFM	AIR COMPRESSOR, 825 CFM, 125 PSI, TRAILER MTD (ADD HOSE)	305 HP	D-off		$82,243	42.36	4.29	6.54	1.02	26.24	90
	A15XX019	50G	AIR COMPRESSOR, 50 CFM, 100 PSI, CART MTD (ADD HOSE)	21 HP	G		$9,450	5.61	0.50	0.76	0.12	3.63	5
	A15XX020	60G	AIR COMPRESSOR, 60 CFM, 100 PSI, CART MTD (ADD HOSE)	18 HP	G		$10,698	5.22	0.56	0.86	0.13	3.11	5
	A15XX021	100D	AIR COMPRESSOR, 100 CFM, 100 PSI, TRAILER MTD (ADD HOSE)	21 HP	D-off		$15,762	4.56	0.83	1.25	0.20	1.81	13

Table 2-1
Hourly Equipment Ownership and Operating Expense

CAT	ID.NO.	MODEL	REGION 3 EQUIPMENT DESCRIPTION	ENGINE HORSEPOWER AND FUEL TYPE MAIN	ENGINE HORSEPOWER AND FUEL TYPE CARRIER	VALUE (TEV) 2015 ($)	TOTAL HOURLY RATES ($/HR) AVERAGE	TOTAL HOURLY RATES ($/HR) STANDBY	ADJUSTABLE ELEMENTS DEPR	ADJUSTABLE ELEMENTS FCCM	ADJUSTABLE ELEMENTS FUEL	CWT
A15			***NO SPECIFIC MANUFACTURER (continued)***									
	A15XX028	185D	AIR COMPRESSOR, 185 CFM, 100 PSI, TRAILER MTD (ADD HOSE)	49 HP D-off		$25,616	8.84	1.34	2.03	0.32	4.22	23
	A15XX030	265D	AIR COMPRESSOR, 265 CFM, 205 PSI, TRAILER MTD (ADD HOSE)	104 HP D-off		$42,808	16.85	2.24	3.41	0.53	8.95	27
	A15XX031	300	AIR COMPRESSOR, 300 CFM, 175 PSI, TRAILER MTD (ADD HOSE)	104 HP D-off		$42,980	16.87	2.24	3.42	0.53	8.95	41
	A15XX032	375	AIR COMPRESSOR, 375 CFM, 100 PSI, TRAILER MTD (ADD HOSE)	104 HP D-off		$42,980	16.87	2.24	3.42	0.53	8.95	41
	A15XX033	425	AIR COMPRESSOR, 425 CFM, 100 PSI, TRAILER MTD (ADD HOSE)	173 HP D-off		$59,230	26.06	3.09	4.71	0.73	14.88	42
	A15XX035	750	AIR COMPRESSOR, 750 CFM, 100 PSI, TRAILER MTD (ADD HOSE)	200 HP D-off		$96,317	34.63	5.03	7.68	1.19	17.21	78
	A15XX036	795	AIR COMPRESSOR, 795 CFM, 175 PSI, TRAILER MTD (ADD HOSE)	288 HP D-off		$86,271	41.38	4.51	6.88	1.07	24.78	78
	A15XX037	900	AIR COMPRESSOR, 900 CFM, 125 PSI, TRAILER MTD (ADD HOSE)	288 HP D-off		$86,271	41.44	4.48	6.82	1.07	24.78	78
	A15XX038	1095	AIR COMPRESSOR, 1,095 CFM, 145 PSI, TRAILER MTD (ADD HOSE)	327 HP D-off		$121,948	51.00	6.31	9.59	1.51	28.14	126
	A15XX039	1200	AIR COMPRESSOR, 1,200 CFM, 125 PSI, TRAILER MTD (ADD HOSE)	327 HP D-off		$121,948	50.96	6.33	9.64	1.51	28.14	126
	SUBCATEGORY 0.20		**SHOP TYPE**									
	NO SPECIFIC MANUFACTURER											
	A15XX041	22	AIR COMPRESSOR, 22 CFM, 80 GAL (ADD HOSE)	8 HP D-off		$2,051	0.99	0.10	0.15	0.02	0.65	7

Table 2-1
Hourly Equipment Ownership and Operating Expense

CAT	ID.NO.	MODEL	REGION 3 EQUIPMENT DESCRIPTION	ENGINE HORSEPOWER AND FUEL TYPE MAIN	CARRIER	VALUE (TEV) 2015 ($)	TOTAL HOURLY RATES ($/HR) AVERAGE	STANDBY	ADJUSTABLE ELEMENTS DEPR	FCCM	FUEL	CWT
A15			***NO SPECIFIC MANUFACTURER (continued)***									
	A15XX042	26	AIR COMPRESSOR, 26 CFM, 80 GAL (ADD HOSE)	8 HP D-off		$2,581	1.06	0.12	0.18	0.03	0.65	10
	A15XX043	40	AIR COMPRESSOR, 40 CFM, 120 GAL (ADD HOSE)	10 HP D-off		$2,778	1.32	0.13	0.20	0.03	0.86	10
	A15XX044	47	AIR COMPRESSOR, 47 CFM, 120 GAL (ADD HOSE)	15 HP D-off		$9,761	2.73	0.47	0.69	0.12	1.29	10
	A15XX045	98	AIR COMPRESSOR, 98 CFM, 120 GAL (ADD HOSE)	25 HP D-off		$12,229	4.00	0.58	0.87	0.14	2.15	16
	A15XX046	117	AIR COMPRESSOR, 117 CFM, 120 GAL (ADD HOSE)	30 HP D-off		$13,336	4.62	0.63	0.94	0.16	2.58	16
A20	**AIR HOSE, TOOLS & EQUIPMENT**											
	SUBCATEGORY 0.10		**AIR DRILL HOSE**									
	NO SPECIFIC MANUFACTURER											
	A20XX001	3618-0011	AIR HOSE, 0.75", 50', AIR DRILL 500			$132	0.09	0.02	0.04	0.00	0.00	1
	A20XX002	3618-0021	AIR HOSE, 1.00", 100', AIR DRILL 500			$835	0.57	0.13	0.23	0.01	0.00	1
	A20XX003	3618-0031	AIR HOSE, 1.25", 100', AIR DRILL 500			$1,034	0.70	0.15	0.28	0.01	0.00	1
	A20XX004	3618-0041	AIR HOSE, 1.50", 100', AIR DRILL 500			$1,346	0.92	0.21	0.37	0.02	0.00	1
	A20XX005	3618-0051	AIR HOSE, 2.00", 100', AIR DRILL 500			$1,904	1.30	0.29	0.52	0.03	0.00	1
	A20XX006	3618-0205	AIR HOSE, 2.50", 100', AIR DRILL 500			$3,333	2.27	0.50	0.90	0.05	0.00	3
	A20XX007	3618-0215	AIR HOSE, 3.00", 100', AIR DRILL 500			$2,839	1.94	0.43	0.77	0.04	0.00	4

Table 2-1
Hourly Equipment Ownership and Operating Expense

CAT	REGION 3 ID.NO.	MODEL	EQUIPMENT DESCRIPTION	ENGINE HORSEPOWER AND FUEL TYPE MAIN	CARRIER	VALUE (TEV) 2015 ($)	TOTAL HOURLY RATES ($/HR) AVERAGE	STANDBY	ADJUSTABLE ELEMENTS DEPR	FCCM	FUEL	CWT
	SUBCATEGORY 0.20		**SANDBLAST HOSE**									
	CLEMCO INDUSTRIES CORPORATION											
	A20CM017	24750	SANDBLAST HOSE, 0.75"ID, 100' LONG, USE AS SAND BLASTING ACCESSORY, 4 PLY			$707	0.51	0.11	0.19	0.01	0.00	1
	A20CM018	23448	SANDBLAST HOSE, 1.00"ID, 50' LONG, USE AS SAND BLASTING ACCESSORY, 4 PLY			$359	0.26	0.05	0.10	0.00	0.00	1
	A20CM020	23451	SANDBLAST HOSE, 1.25"ID, 100' LONG USE AS SAND BLASTING ACCESSORY, 4 PLY			$765	0.55	0.12	0.21	0.01	0.00	1
	A20CM019	23453	SANDBLAST HOSE, 1.50"ID, 100' LONG USE AS SAND BLASTING ACCESSORY, 4 PLY			$958	0.69	0.14	0.26	0.01	0.00	1
	SUBCATEGORY 0.30		**SANDBLASTERS, BREAKERS, & MISC. AIR TOOLS**									
	BLAST ONE											
	A20B1001	725 CF HOPPER	SANDBLAST ABBRASIVE STORAGE HOPPER, 725 CF, 8' X 10' X 8' BOX WITH 9' DRIVE THROUGH CLEARANCE			$24,330	9.57	2.13	3.65	0.30	0.00	60
	CHICAGO PNEUMATIC TOOL CO.											
	A20CK002	CP-0009A	ROTARY / CHIP HAMMER, 8 LB, AIR (ADD 30 CFM COMPRESSOR & BIT COSTS)	A		$1,096	0.52	0.09	0.16	0.01	0.00	1
	A20CK001	CP-0014RR	ROTARY / CHIP HAMMER, 15 LB, AIR (ADD 30 CFM COMPRESSOR & BIT COSTS)	A		$1,819	0.83	0.16	0.27	0.02	0.00	1
	A20CK003	CP-0022	ROCK DRILL, 30 LB, AIR (ADD 50 CFM COMPRESSOR & BIT COSTS)	A		$1,611	0.80	0.14	0.24	0.02	0.00	1

Table 2-1
Hourly Equipment Ownership and Operating Expense

CAT	ID.NO.	MODEL	REGION 3 EQUIPMENT DESCRIPTION	ENGINE HORSEPOWER AND FUEL TYPE MAIN	CARRIER	VALUE (TEV) 2015 ($)	TOTAL HOURLY RATES ($/HR) AVERAGE	STANDBY	ADJUSTABLE ELEMENTS DEPR	FCCM	FUEL	CWT
A20			***CHICAGO PNEUMATIC TOOL CO. (continued)***									
	A20CK005	CP-0069	ROCK DRILL, 55 LB, AIR (ADD 140 CFM COMPRESSOR & BIT COSTS)	A		$2,727	1.26	0.24	0.41	0.03	0.00	1
	A20CK006	CP-0111-CHLA	BREAKER-FOUR BOLT, 25 LB (ADD 50 CFM COMPRESSOR & BIT COSTS)	A		$1,432	0.71	0.13	0.21	0.02	0.00	1
	A20CK008	CP-1260-S	BREAKER-FOUR BOLT, 60 LB (ADD 65 CFM COMPRESSOR & BIT COSTS)	A		$1,478	0.78	0.13	0.22	0.02	0.00	1
	A20CK010	CP-1290-S	BREAKER-FOUR BOLT, 90 LB (ADD 90 CFM COMPRESSOR & BIT COSTS)	A		$1,581	0.88	0.14	0.24	0.02	0.00	1
	CLEMCO INDUSTRIES CORPORATION											
	A20CM010	21547	SANDBLASTER, 2 CF CAP, W/0.50" D X 25'L HOSE, INCLUDES ALL PPE AND FITTINGS (ADD 100 CFM COMPRESSOR & NOZZLE COST)			$4,817	1.95	0.42	0.72	0.06	0.00	4
	A20CM011	21548	SANDBLASTER, 4 CF CAP, W/1.00"D X 25'L HOSE, INCLUDES ALL PPE AND FITTINGS (ADD 170 CFM COMPRESSOR)			$5,852	2.36	0.51	0.88	0.07	0.00	5
	A20CM012	21549	SANDBLASTER, 6 CF CAP, W/1.25"D X 25'L HOSE, INCLUDES ALL PPE AND FITTINGS (ADD 200 CFM COMPRESSOR)			$6,077	2.52	0.54	0.91	0.08	0.00	6
	A20CM013	25815	SANDBLASTER, 60 CF CAP, W/1.25"D X 100'L HOSE (ADD 450 CFM COMPRESSOR)			$28,629	11.39	2.45	4.17	0.36	0.00	30
	A20CM014	25744	SANDBLASTER, 120 CF CAP, W/1.25"D X 50'L HOSE (ADD 700 CFM COMPRESSOR & NOZZLE COST)			$32,551	13.05	2.78	4.75	0.40	0.00	35
	A20CM015	25741	SANDBLASTER, 160 CF CAP, W/1.25"D X 50'L HOSE (ADD 900 CFM COMPRESSOR & NOZZLE COST)			$38,465	15.47	3.30	5.64	0.48	0.00	45

Table 2-1
Hourly Equipment Ownership and Operating Expense

CAT	REGION 3 ID.NO.	MODEL	EQUIPMENT DESCRIPTION	ENGINE HORSEPOWER AND FUEL TYPE MAIN	CARRIER	VALUE (TEV) 2015 ($)	TOTAL HOURLY RATES ($/HR) AVERAGE	STANDBY	ADJUSTABLE ELEMENTS DEPR	FCCM	FUEL	CWT
A20			***CLEMCO INDUSTRIES CORPORATION (continued)***									
	A20CM021	FLEX 2448	SANDBLASTER, WETBLAST, 6CF CAP BLAST MEDIA, 120 GAL H20 CAP, W/1.25"D X 50'L HOSE INCLUDES ALL REQ PPE AND FITTINGS (ADD 200 CFM COMPRESSOR)			$15,880	6.25	1.39	2.38	0.20	0.00	16
	NO SPECIFIC MANUFACTURER											
	A20XX021	35LB BREAKER	PAVEMENT BREAKER, 35 LB, HAND HELD (ADD 100 CFM COMPRESSOR & BIT COSTS)			$1,454	0.58	0.13	0.22	0.02	0.00	1
	A20XX022	45LB BREAKER	PAVEMENT BREAKER, 45 LB, HAND HELD (ADD 100 CFM COMPRESSOR & BIT COSTS)			$1,585	0.63	0.14	0.24	0.02	0.00	1
	A20XX023	60LB BREAKER	PAVEMENT BREAKER, 60 LB, HAND HELD (ADD 100 CFM COMPRESSOR & BIT COSTS)			$1,709	0.68	0.15	0.26	0.02	0.00	1
	A20XX024	90LB BREAKER	PAVEMENT BREAKER, 90 LB, HAND HELD (ADD 100 CFM COMPRESSOR & BIT COSTS)			$1,691	0.66	0.15	0.25	0.02	0.00	1
	A20XX025	60LB DRILL	ROCK DRILL, DRY, 60 LB, HAND HELD (ADD 100 CFM COMPRESSOR & BIT COSTS)			$2,766	1.08	0.24	0.41	0.03	0.00	1
	A20XX026	37 LBS	BACKFILL TAMPER, 35-40 LB, HAND HELD (ADD 100 CFM COMPRESSOR)			$1,446	0.57	0.13	0.22	0.02	0.00	1

Table 2-1
Hourly Equipment Ownership and Operating Expense

CAT	REGION 3 ID.NO.	MODEL	EQUIPMENT DESCRIPTION	ENGINE HORSEPOWER AND FUEL TYPE MAIN	CARRIER	VALUE (TEV) 2015 ($)	TOTAL HOURLY RATES ($/HR) AVERAGE	STANDBY	ADJUSTABLE ELEMENTS DEPR	FCCM	FUEL	CWT
A25 ASPHALT PAVING DISTRIBUTORS												
	SUBCATEGORY 0.00		**ASPHALT PAVING DISTRIBUTORS**									
	ROSCO, A LeeBoy COMPANY											
	A25RS006	MAXIMIZER 3B	ASPHALT DISTRIBUTOR, 1,900 GAL, 400 GPM, TRUCK MTD (ADD 32,000 GVW TRUCK)			$101,598	31.16	8.88	15.24	1.26	0.00	70
	A25RS008	MAXIMIZER 3B	ASPHALT DISTRIBUTOR, 3,000 GAL, 400 GPM, TRUCK MTD (ADD 42,000 GVW TRUCK)			$108,217	33.75	9.47	16.23	1.35	0.00	97
	NO SPECIFIC MANUFACTURER											
	A25XX002	2000G	ASPHALT DISTRIBUTOR, 2000 GAL, 400 GPM, TRUCK MTD (INCLUDES 32,000 GVW TRUCK)	270 HP D-on		$165,024	75.28	14.16	24.21	2.05	24.11	150
A30 SELF PROPELLED												
	SUBCATEGORY 0.10		**SELF PROPELLED**									
	BOMAG											
	A30BO001	CR352	ASPHALT PAVER, 20' MAX PAVING WIDTH, 12" MAX PAVING DEPTH, 458 FT/MIN MAX PAVING SPEED, WHEEL, 165 CF HOPPER	160 HP D-off		$470,740	125.65	30.28	48.98	5.79	13.00	319
	A30BO002	CR362	ASPHALT PAVER, 20' MAX PAVING WIDTH, 12" MAX PAVING DEPTH, 250 FT/MIN MAX PAVING SPEED, CRAWLER, 165 CF HOPPER	160 HP D-off		$477,804	127.04	31.26	50.77	5.87	13.00	346

Table 2-1
Hourly Equipment Ownership and Operating Expense

CAT	ID.NO.	MODEL	REGION 3 EQUIPMENT DESCRIPTION	ENGINE HORSEPOWER AND FUEL TYPE MAIN	ENGINE HORSEPOWER AND FUEL TYPE CARRIER	VALUE (TEV) 2015 ($)	TOTAL HOURLY RATES ($/HR) AVERAGE	TOTAL HOURLY RATES ($/HR) STANDBY	ADJUSTABLE ELEMENTS DEPR	ADJUSTABLE ELEMENTS FCCM	ADJUSTABLE ELEMENTS FUEL	CWT
A30			***BOMAG (continued)***									
	A30BO003	CR452	ASPHALT PAVER, 28' MAX PAVING WIDTH, 12" MAX PAVING DEPTH, 305 FT/MIN MAX PAVING SPEED, WHEEL, 219 CF HOPPER	220 HP D-off		$539,868	148.12	34.59	55.92	6.63	17.88	385
	A30BO004	CR462	ASPHALT PAVER, 28' MAX PAVING WIDTH, 12" MAX PAVING DEPTH, 242 FT/MIN MAX PAVING SPEED, CRAWLER, 219 CF HOPPER	225 HP D-off		$581,842	157.41	38.06	61.82	7.15	18.28	426
	A30BO005	CR552	ASPHALT PAVER, 30' MAX PAVING WIDTH, 12" MAX PAVING DEPTH, 313 FT/MIN MAX PAVING SPEED, WHEEL, 267 CF HOPPER	260 HP D-off		$553,500	153.30	35.07	56.53	6.80	21.13	414
	A30BO006	CR562	ASPHALT PAVER, 30' MAX PAVING WIDTH, 12" MAX PAVING DEPTH, 242 FT/MIN MAX PAVING SPEED, CRAWLER, 267 CF HOPPER	260 HP D-off		$590,698	162.65	38.64	62.76	7.26	21.13	444
	A30BO007	CR652RX	ASPHALT PAVER, 30' MAX PAVING WIDTH, 12" MAX PAVING DEPTH, 426 FT/MIN MAX PAVING SPEED, WHEEL, 267 CF HOPPER	260 HP D-off		$684,945	184.31	43.67	70.50	8.42	21.13	441
	A30BO008	CR662RM	ASPHALT PAVER, 30' MAX PAVING WIDTH, 12" MAX PAVING DEPTH, 225 FT/MIN MAX PAVING SPEED, WHEEL, 267 CF HOPPER	260 HP D-off		$883,097	231.40	56.99	92.28	10.85	21.13	441
	CATERPILLAR INC. (MACHINE DIVISION)											
	A30CA001	AP500F	ASPHALT PAVER, 8' 4" - 16' 4" PAVING WIDTH, WHEEL, 237 CF HOPPER	142 HP D-off		$336,776	92.95	21.80	35.31	4.14	11.54	286
	A30CA003	AP-555F	ASPHALT PAVER, 8' 4" - 16' 4" PAVING WIDTH, CRAWLER, 237 CF HOPPER	142 HP D-off		$377,988	102.67	24.50	39.69	4.65	11.54	300

Table 2-1
Hourly Equipment Ownership and Operating Expense

CAT	ID.NO.	MODEL	REGION 3 EQUIPMENT DESCRIPTION	ENGINE HORSEPOWER AND FUEL TYPE MAIN	ENGINE HORSEPOWER AND FUEL TYPE CARRIER	VALUE (TEV) 2015 ($)	TOTAL HOURLY RATES ($/HR) AVERAGE	TOTAL HOURLY RATES ($/HR) STANDBY	ADJUSTABLE ELEMENTS DEPR	ADJUSTABLE ELEMENTS FCCM	ADJUSTABLE ELEMENTS FUEL	CWT
A30			***CATERPILLAR INC. (MACHINE DIVISION) (continued)***									
	A30CA004	AP255E	ASPHALT PAVER, 4' 7" - 11' 2" PAVING WIDTH, UP TO 8" PAVING THICKNESS, CRAWLER, 109 CF HOPPER	46 HP D-off		$128,900	34.53	8.43	13.70	1.58	3.74	99
	A30CA013	AP-655F	ASPHALT PAVER, 8' 4" - 16' 4" PAVING WIDTH, CRAWLER, 255 CF HOPPER	175 HP D-off		$507,065	135.29	33.17	53.88	6.23	14.22	300
	A30CA002	AP-600F	ASPHALT PAVER, UP TO 21' 4" WIDTH, PAVEMASTER SCREED, WHEEL, 250 CF HOPPER	175 HP D-off		$393,158	108.94	24.74	39.81	4.83	14.22	374
	A30CA008	AP-1000F	ASPHALT PAVER, 10' - 19.5' WIDE PAVEMASTER SCREED, WHEEL, 267 CF HOPPER	225 HP D-off		$458,312	128.72	28.93	46.60	5.63	18.28	420
	A30CA016	AP-1055F	ASPHALT PAVER, 19.5' WIDE SCREED, CRAWLER, 267 CF HOPPER	225 HP D-off		$545,981	148.96	35.72	58.01	6.71	18.28	451
	GEHL COMPANY											
	A30GC002	1448	ASPHALT PAVER, 4'-12' WIDE SCREED, CRAWLER, 8,000 LB HOPPER CAPACITY	36 HP D-off		$42,825	13.35	2.81	4.55	0.53	2.94	78
	A30GC004	1648	ASPHALT PAVER, 4'-13' WIDE SCREED, CRAWLER, 12,000 LB HOPPER CAPACITY	47 HP D-off		$59,117	18.20	3.87	6.28	0.73	3.85	106
	LEE-BOY											
	A30LD002	8816B	ASPHALT PAVER, 15' 6" MAX PAVING WIDTH, 6" MAX DEPTH, CRAWLER, 10 TON HOPPER	130 HP D-off		$322,881	87.82	21.13	34.31	3.97	10.56	250
	A30LD003	8510D	ASPHALT PAVER, 15' MAX PAVING WIDTH, 6" MAX DEPTH, CRAWLER, 7.5 TON HOPPER	74 HP D-off		$202,055	54.29	13.22	21.47	2.48	6.01	175

Table 2-1
Hourly Equipment Ownership and Operating Expense

CAT	ID.NO.	MODEL	REGION 3 EQUIPMENT DESCRIPTION	ENGINE HORSEPOWER AND FUEL TYPE MAIN	ENGINE HORSEPOWER AND FUEL TYPE CARRIER	VALUE (TEV) 2015 ($)	TOTAL HOURLY RATES ($/HR) AVERAGE	TOTAL HOURLY RATES ($/HR) STANDBY	ADJUSTABLE ELEMENTS DEPR	ADJUSTABLE ELEMENTS FCCM	ADJUSTABLE ELEMENTS FUEL	CWT
A30			***LEE-BOY (continued)***									
	A30LD004	8500D	ASPHALT PAVER, 15' MAX PAVING WIDTH, 6" MAX DEPTH, CRAWLER, 7.5 TON HOPPER	65 HP D-off		$186,375	49.78	12.19	19.80	2.29	5.28	158
	A30LD005	7000C	ASPHALT PAVER, 13' MAX PAVING WIDTH, 6" MAX DEPTH, CRAWLER, 6 TON HOPPER	65 HP D-off		$137,282	38.22	8.99	14.59	1.69	5.28	130
	A30LD006	5300	ASPHALT PAVER, 9' MAX PAVING WIDTH, 6" MAX DEPTH, CRAWLER, 7 TON HOPPER	60 HP D-off		$153,159	41.51	10.02	16.27	1.88	4.88	127
	A30LD007	1000G	ASPHALT PAVER, 13' MAX PAVING WIDTH, 6" MAX DEPTH, CRAWLER, 5.5 TON HOPPER	49 HP D-off		$109,776	30.28	7.18	11.66	1.35	3.98	110
	MIDLAND MACHINERY CO											
	A30MP001	SPD-8	ASPHALT PAVER, SHOULDER PAVING MACHINE, 1'-8' WIDE, BITUMINOUS & AGGREGATE, WHEEL, 80 CF HOPPER	80 HP D-off		$209,916	56.59	13.55	21.94	2.58	6.50	185
	A30MP002	SPD-10	ASPHALT PAVER, SHOULDER PAVING MACHINE, 1'-10' WIDE, BITUMINOUS & AGGREGATE, WHEEL, 80 CF HOPPER	100 HP D-off		$221,498	61.14	14.26	23.08	2.72	8.13	275
	VOLVO CONSTRUCTION EQUIPMENT GROUP											
	A30VO018	PF 7110B	ASPHALT PAVER/FINISHER, 10' WIDE SCREED, CRAWLER, 234 CF HOPPER	235 HP D-off		$466,258	131.06	30.50	49.54	5.73	19.10	498
	A30VO023	PF 4410B	ASPHALT PAVER, 8' WIDE SCREED, CRAWLER, 207 CF HOPPER	155 HP D-off		$339,477	93.97	22.21	36.07	4.17	12.60	269

Table 2-1
Hourly Equipment Ownership and Operating Expense

CAT	REGION 3 ID.NO.	MODEL	EQUIPMENT DESCRIPTION	ENGINE HORSEPOWER AND FUEL TYPE MAIN	CARRIER	VALUE (TEV) 2015 ($)	TOTAL HOURLY RATES ($/HR) AVERAGE	STANDBY	ADJUSTABLE ELEMENTS DEPR	FCCM	FUEL	CWT
	SUBCATEGORY 0.20		**TOWED**									
	J-PYOTT											
	A30JP001	CONTRACTOR GRADE	ASPHALT PAVER, DRAG BOX ASPHALT PAVER, 8' - 10' ADJUSTABLE WIDTH, 0" - 8" PAVING THICKNESS (ADD 10 - 14 CY DUMP TRUCK)			$6,903	1.16	0.37	0.55	0.09	0.00	15
	A30JP002	MILITARY GRADE	ASPHALT PAVER, DRAG BOX ASPHALT SPREADER, 6'-10' ADJUSTABLE WIDTH, 0"-8" PAVING THICKNESS (ADD 10-14 CY DUMP TRUCK)			$23,854	4.00	1.26	1.91	0.30	0.00	20
	SUBCATEGORY 0.30		**SLURRY SEAL PAVERS (Cold mix)**									
	NO SPECIFIC MANUFACTURER											
	A30XX001	MINIMAC	ASPHALT PAVER, SLURRY SEAL PAVER 8' WIDE, SELF PROPELLED, WHEEL, 80 CF HOPPER	110 HP D-off		$203,174	33.43	9.13	13.30	2.48	7.62	130
	A30XX002	MACROPAVER 12D	ASPHALT PAVER, SLURRY SEAL PAVER 8' WIDE, TRUCK MTD, 12 CF HOPPER (ADD 40,000 GVW TRUCK)	115 HP D-off		$266,120	41.11	12.12	17.74	3.25	7.97	175
	SUBCATEGORY 0.40		**MISCELLANEOUS ROAD EQUIPMENT**									
	LEE-BOY											
	A30LD001	3000	ASPHALT FORCE FEED LOADER, 30" WIDE BELT, WINDROW OR LOOSE, WHEEL (ADD ASPHALT PAVER UNIT)	130 HP D-off		$254,795	54.06	13.17	20.02	3.16	9.63	198

Table 2-1
Hourly Equipment Ownership and Operating Expense

CAT	REGION 3 ID.NO.	MODEL	EQUIPMENT DESCRIPTION	ENGINE HORSEPOWER AND FUEL TYPE MAIN	CARRIER	VALUE (TEV) 2015 ($)	TOTAL HOURLY RATES ($/HR) AVERAGE	STANDBY	ADJUSTABLE ELEMENTS DEPR	FCCM	FUEL	CWT
	ROADTEC											
	A30RT001	SB-1500	ASPHALT PAVER, ASPHALT MATERIAL TRANSFER VEHICLE, 15 TON HOPPER, 600 TPH, 65" WIDE CONVEYOR, WHEEL	300 HP D-off		$484,511	110.45	24.29	36.55	6.01	22.23	672
	A30RT007	SB-2500E	ASPHALT PAVER, ASPHALT MATERIAL TRANSFER VEHICLE, 25 TON HOPPER, 1000 TPH, 69" WIDE CONVEYOR, WHEEL	300 HP D-off		$509,241	111.43	26.32	39.99	6.32	22.23	780
	WEILER											
	A30WR001	E650B	ASPHALT PAVER, ASPHALT MATERIAL WINDROW ELEVATOR, 121" CONVEYOR WIDTH	115 HP D-off		$167,270	37.46	8.69	13.24	2.07	8.52	203
	A30WR002	E2850	ASPHALT PAVER, ASPHALT MATERIAL TRANSFER VEHICLE, 25 TON HOPPER, 600 TPH, 30" CONVEYOR WIDTH, WHEEL	300 HP D-off		$475,160	108.51	23.88	35.97	5.89	22.23	745
A35	**ASPHALT PAVING KETTLES**											
	SUBCATEGORY 0.00		**ASPHALT PAVING KETTLES**									
	LEE-BOY											
	A35LD001	L500T	ASPHALT/PAVEMENT KETTLE (TACK DISTRIBUTOR), 500 GAL, TRAILER MOUNTED W/ 8' SPRAY BAR AND CONTROLS, 6' WAND W/ 40' HOSE (ADD PROPANE COSTS FOR BURNER)	5 HP G		$19,389	6.01	1.51	2.51	0.25	0.72	31
	A35LD002	L250T	ASPHALT/PAVEMENT KETTLE (TACK DISTRIBUTOR), 250 GAL, TRAILER MOUNTED W/ 8' SPRAY BAR AND CONTROLS, 6' WAND W/ 40' HOSE (ADD PROPANE COSTS FOR BURNER)	5 HP G		$15,938	5.10	1.26	2.09	0.21	0.72	22

Table 2-1
Hourly Equipment Ownership and Operating Expense

CAT	ID.NO.	MODEL	REGION 3 EQUIPMENT DESCRIPTION	ENGINE HORSEPOWER AND FUEL TYPE MAIN	CARRIER	VALUE (TEV) 2015 ($)	TOTAL HOURLY RATES ($/HR) AVERAGE	STANDBY	ADJUSTABLE ELEMENTS DEPR	FCCM	FUEL	CWT
A35			***LEE-BOY (continued)***									
	A35LD003	L150T	ASPHALT/PAVEMENT KETTLE (TACK DISTRIBUTOR), 150 GAL, TRAILER MOUNTED W/ 8' SPRAY BAR AND CONTROLS, 6' WAND W/ 40' HOSE (ADD PROPANE COSTS FOR BURNER)	5 HP G		$13,900	4.55	1.09	1.82	0.18	0.72	16
A40	**ASPHALT & CONCRETE MILLERS / PROFILERS / PLANERS / ROTARY GRINDERS**											
	SUBCATEGORY 0.00		**ASPHALT & CONCRETE MILLERS / PROFILERS / PLANERS / ROTARY GRINDERS**									
	BOMAG											
	A40BO001	BM500-15	ASPHALT COLD PLANER, 19.7" MAX MILLING WIDTH, 8.3" MAX DEPTH, WHEEL (ADD CUTTING TEETH COSTS)	143 HP D-off		$311,591	110.43	23.98	39.78	4.09	15.38	150
	A40BO002	BM600-15	ASPHALT COLD PLANER, 23.6" MAX MILLING WIDTH, 8.3" MAX DEPTH, WHEEL (ADD CUTTING TEETH COSTS)	143 HP D-off		$296,294	105.80	22.76	37.74	3.89	15.38	190
	A40BO003	BM1000-30	ASPHALT COLD PLANER, 39.4" MAX MILLING WIDTH, 12.6" MAX DEPTH, CRAWLER (ADD CUTTING TEETH COSTS)	280 HP D-off		$471,350	176.03	37.62	62.85	6.19	30.11	416
	A40BO004	BM1200-30	ASPHALT COLD PLANER, 47.2" MAX MILLING WIDTH, 12.6" MAX DEPTH, CRAWLER (ADD CUTTING TEETH COSTS)	280 HP D-off		$480,630	178.83	38.35	64.08	6.31	30.11	423
	A40BO005	BM1300-30	ASPHALT COLD PLANER, 51.2" MAX MILLING WIDTH, 12.6" MAX DEPTH, CRAWLER (ADD CUTTING TEETH COSTS)	280 HP D-off		$516,876	189.81	41.25	68.92	6.79	30.11	426
	A40BO006	BM1000-35	ASPHALT COLD PLANER, 39.4" MAX MILLING WIDTH, 13" MAX DEPTH, CRAWLER (ADD CUTTING TEETH COSTS)	350 HP D-off		$556,008	209.98	44.37	74.13	7.30	37.64	430

Table 2-1
Hourly Equipment Ownership and Operating Expense

CAT	ID.NO.	MODEL	REGION 3 EQUIPMENT DESCRIPTION	ENGINE HORSEPOWER AND FUEL TYPE MAIN	CARRIER	VALUE (TEV) 2015 ($)	TOTAL HOURLY RATES ($/HR) AVERAGE	STANDBY	ADJUSTABLE ELEMENTS DEPR	FCCM	FUEL	CWT
A40			***BOMAG (continued)***									
	A40BO007	BM1200-35	ASPHALT COLD PLANER, 39.4" MAX MILLING WIDTH, 13" MAX DEPTH, CRAWLER (ADD CUTTING TEETH COSTS)	350 HP D-off		$660,363	241.59	52.70	88.05	8.67	37.64	450
	A40BO008	BM1300-35	ASPHALT COLD PLANER, 39.4" MAX MILLING WIDTH, 12.6" MAX DEPTH, CRAWLER (ADD CUTTING TEETH COSTS)	350 HP D-off		$660,572	241.66	52.72	88.08	8.68	37.64	440
	A40BO009	BM2000-75	ASPHALT COLD PLANER, 78.7" MAX MILLING WIDTH, 13.8" MAX DEPTH, CRAWLER (ADD CUTTING TEETH COSTS)	771 HP D-off		$1,017,431	399.78	81.19	135.66	13.36	82.92	508
	A40BO010	BM2200-75	ASPHALT COLD PLANER, 86.6" MAX MILLING WIDTH, 13.8" MAX DEPTH, CRAWLER (ADD CUTTING TEETH COSTS)	771 HP D-off		$1,056,810	411.70	84.34	140.91	13.88	82.92	508
	CATERPILLAR INC. (MACHINE DIVISION)											
	A40CA001	PM102	ASPHALT COLD PLANER, 75" W X 10" D, CRAWLER (ADD CUTTING TEETH COSTS)	225 HP D-off		$427,769	156.29	34.14	57.04	5.62	24.20	282
	A40CA008	PM-620	ASPHALT COLD PLANER, 80" W X 13" D, CRAWLER (ADD CUTTING TEETH COSTS)	630 HP D-off		$602,816	257.48	48.11	80.38	7.92	67.76	647
	A40CA009	PM-622	ASPHALT COLD PLANER, 88" W X 13" D, CRAWLER (ADD CUTTING TEETH COSTS)	630 HP D-off		$605,074	258.16	48.29	80.68	7.95	67.76	660
	ROADTEC											
	A40RT008	RX-400E	ASPHALT COLD PLANER, 40" W X 10" D, WHEEL (ADD CUTTING TEETH COSTS)	325 HP D-off		$411,001	163.10	32.80	54.80	5.40	34.95	470

Table 2-1
Hourly Equipment Ownership and Operating Expense

CAT	ID.NO.	MODEL	REGION 3 EQUIPMENT DESCRIPTION	ENGINE HORSEPOWER AND FUEL TYPE MAIN	CARRIER	VALUE (TEV) 2015 ($)	TOTAL HOURLY RATES ($/HR) AVERAGE	STANDBY	ADJUSTABLE ELEMENTS DEPR	FCCM	FUEL	CWT
A40			*ROADTEC (continued)*									
	A40RT009	RX-400E	ASPHALT COLD PLANER, 52" W X 8" D, CRAWLER (ADD CUTTING TEETH COSTS)	325 HP D-off		$411,001	163.10	32.80	54.80	5.40	34.95	470
	A40RT010	RX-600E	ASPHALT COLD PLANER, 78" W X 12" D, CRAWLER (ADD CUTTING TEETH COSTS)	620 HP D-off		$507,965	227.55	40.54	67.73	6.67	66.68	592
	A40RT011	RX-700E	ASPHALT COLD PLANER, 98" W X 12" D, CRAWLER (ADD CUTTING TEETH COSTS)	700 HP D-off		$584,237	260.17	46.62	77.90	7.67	75.29	840
	A40RT012	RX-900E	ASPHALT COLD PLANER, 150" W X 8" D, CRAWLER (ADD CUTTING TEETH COSTS)	700 HP D-off		$681,017	289.48	54.35	90.80	8.95	75.29	920
A45 ASPHALT RECYCLERS & SEALERS												
	SUBCATEGORY 0.00		**ASPHALT RECYCLERS & SEALERS**									
	ROSCO, A LeeBoy COMPANY											
	A45RS001	RA-2000	ASPHALT SPRAY PATCHER, 300 GAL, ARTICULATED BOOM - 17' R, TRAILER MTD	74 HP D-off		$84,137	35.28	7.83	13.37	1.14	5.48	60
	A45RS002	RA-400	ASPHALT SPRAY PATCHER, 400 GAL, TELESCOPIC BOOM - 22' EXT, TRUCK MTD	67 HP D-off	245 HP D-on	$127,839	68.45	11.96	20.45	1.73	21.88	179
	SEALMASTER, INC.											
	A45SE003	SP300 DUAL	ASPHALT SEALCOATER, 320 GAL, 75 GPM, 108" WIDE DUAL SPRAY, SQUEEGEE, SELF PROPELLED	30 HP D-off		$50,611	21.72	4.69	8.02	0.68	2.22	38

Table 2-1
Hourly Equipment Ownership and Operating Expense

CAT	ID.NO.	MODEL	REGION 3 EQUIPMENT DESCRIPTION	ENGINE HORSEPOWER AND FUEL TYPE MAIN	CARRIER	VALUE (TEV) 2015 ($)	TOTAL HOURLY RATES ($/HR) AVERAGE	STANDBY	ADJUSTABLE ELEMENTS DEPR	FCCM	FUEL	CWT
A45			***SEALMASTER, INC. (continued)***									
	A45SE004	TR-1000	ASPHALT SEALCOATER, 1000 GAL, 50 GPM, 88" WIDE SPRAY BAR, TRAILER MTD	13 HP G		$32,168	13.46	2.88	4.90	0.43	1.95	52
B10	**BATCH PLANTS, ASPHALT & CONCRETE**											
	SUBCATEGORY 0.20		**CONCRETE**									
	CEMEN TECH											
	B10CC015	CT270	BATCH PLANT, SILO, CEMENT, 50 TON, HORIZONTAL, 270 BARREL (BATCH PLANT ATTACHMENT)	16 HP E		$29,847	9.36	1.60	2.44	0.38	1.01	85
	B10CC007	MCD3-50	BATCH PLANT, CONCRETE DISPENSER, 15 CY/HR MAX, W/TWO AGGREGATE BINS, 2 CY/ 1 CY CEMENT BIN/ 7' LONG SLOPING 8" DIA SCREW WET MIXER/DELIVERER/ 250 GAL WATER TANK/ & METERING PUMP, 2 CY LOAD, TRAILER MTD	18 HP G		$77,383	23.83	4.79	7.62	0.98	2.70	80
	B10CC008	MCD5-100	BATCH PLANT, CONCRETE DISPENSER, 30 CY/HR MAX, W/TWO AGGREGATE BINS, 5.5 CY/ 1.9 CY CEMENT BIN/ 9' LONG SLOPING 9" DIA SCREW WET MIXER/DELIVERER/ 250 GAL WATER TANK/ & METERING PUMP, 5 CY LOAD, TRUCK MTD	163 HP G		$71,693	47.73	4.15	6.48	0.91	24.43	132
	B10CC009	MCD8-100	BATCH PLANT, CONCRETE DISPENSER, 30 CY/HR MAX, W/TWO AGGREGATE BINS, 9.3 CY/ 3.1 CY CEMENT BIN/ 9' LONG SLOPING 12" DIA SCREW WET MIXER/DELIVERER/ 250 GAL WATER TANK/ & METERING PUMP, 8 CY LOAD, TRUCK MTD	200 HP G		$79,174	55.99	4.55	7.10	1.00	29.97	194

Table 2-1
Hourly Equipment Ownership and Operating Expense

CAT	ID.NO.	MODEL	REGION 3 EQUIPMENT DESCRIPTION	ENGINE HORSEPOWER AND FUEL TYPE MAIN		CARRIER	VALUE (TEV) 2015 ($)	TOTAL HOURLY RATES ($/HR) AVERAGE	STANDBY	ADJUSTABLE ELEMENTS DEPR	FCCM	FUEL	CWT
B10			***CEMEN TECH (continued)***										
	B10CC010	MCD8-150	BATCH PLANT, CONCRETE DISPENSER, 60 CY/HR MAX, W/TWO AGGREGATE BINS, 9.6 CY/ 3.1 CY CEMENT BIN/ 9' LONG SLOPING 12" DIA SCREW WET MIXER/DELIVERER/ 250 GAL WATER TANK/ & METERING PUMP, 8 CY LOAD, TRUCK MTD	200 HP	G		$96,198	60.08	5.69	8.93	1.22	29.97	204
	B10CC012	MT-200LP	BATCH PLANT, SILO, CEMENT, 800 CF, 200 BARREL (BATCH PLANT ATTACHMENT)	18 HP	G		$25,387	9.62	1.59	2.54	0.32	2.70	35
	B10CC013	MT-300LP	BATCH PLANT, SILO, CEMENT, 1,200 CF, 300 BARRL (BATCH PLANT ATTACHMENT)	18 HP	G		$33,513	11.54	2.11	3.35	0.43	2.70	48
	CON-E-CO												
	B10CL025	MTM 12	BATCH PLANT, CONCRETE MIXER, 12 CY, TILT DRUM, 11.67' DIA, REMOVABLE AXLES, TRAILER MTD (ADD DRY BATCH PLANT)	200 HP	E		$524,371	138.53	32.80	52.29	6.65	12.61	130
	B10CL021	VERSA-PLANT 10	BATCH PLANT, CONCRETE AGGREGATE DRY, 40CY/HR, 10 CY AGGREGATE BATCHER, W/30" X 40' LOADING CONVEYOR, SCALES & WATER METER INCLUDED, TRAILER MTD (ADD 5 KW GENERATOR, WATER TANK & WET BATCHER)	35 HP	E		$101,909	26.74	6.07	9.56	1.29	2.21	190
	B10CL015	PLP MODEL 12	BATCH PLANT, CONCRETE AGGREGATE DRY, 200 CY/HR, W/TWO AGGREGATE BINS, 81 TON, 60 CY/ 36"X20' CONVEYOR/ 3 BIN 12 CY AGGREGATE BATCHER/ 30"X33.5' LOADING CONVEYOR/ & 475 BARREL, 88 TON CEMENT SILO, TRAILER MTD (ADD 110 KW GENERATOR)	30 HP	E		$301,555	74.76	18.43	29.20	3.83	1.89	380

Table 2-1
Hourly Equipment Ownership and Operating Expense

CAT	ID.NO.	MODEL	REGION 3 EQUIPMENT DESCRIPTION	ENGINE HORSEPOWER AND FUEL TYPE MAIN	CARRIER	VALUE (TEV) 2015 ($)	TOTAL HOURLY RATES ($/HR) AVERAGE	STANDBY	ADJUSTABLE ELEMENTS DEPR	FCCM	FUEL	CWT
B10			***CON-E-CO (continued)***									
	B10CL006	LO-PRO 12	BATCH PLANT, CONCRETE AGGREGATE DRY, 275 CY/HR, W/TWO AGGREGATE BINS, 65 TON, 50 CY/ 36"X20' CONVEYOR/ 12 CY AGGREGATE BATCHER/ 36"X36' LOADING CONVEYOR/ & 215 BARREL, 35 TON CEMENT SILO, TRAILER MTD (ADD 140 KW GENERATOR)	120 HP E		$263,998	73.71	16.08	25.45	3.35	7.57	426
	B10CL027	SILO1910	BATCH PLANT, CEMENT SILO, 1,910 CF, 475 BARREL (BATCH PLANT ATTACHMENT)			$47,672	10.96	2.99	4.77	0.60	0.00	144
	B10CL042	SC6D-10	BATCH PLANT, SCREW CONVEYOR, 6" DIA, 10' LONG (CEMENT SILO ATTACHMENT)	5 HP E		$4,801	1.56	0.30	0.48	0.06	0.32	5
	B10CL045	SC6D-20	BATCH PLANT, SCREW CONVEYOR, 6" DIA, 20' LONG (CEMENT SILO ATTACHMENT)	10 HP E		$6,428	2.37	0.40	0.64	0.08	0.63	11
	B10CL036	SC9D-10	BATCH PLANT, SCREW CONVEYOR, 9" DIA, 10' LONG (CEMENT SILO ATTACHMENT)	8 HP E		$5,238	1.91	0.33	0.52	0.07	0.50	9
	B10CL040	SC9D-20	BATCH PLANT, SCREW CONVEYOR, 9" DIA, 20' LONG (CEMENT SILO ATTACHMENT)	20 HP E		$7,176	3.44	0.45	0.72	0.09	1.26	16
	B10CL032	SC12D-10	BATCH PLANT, SCREW CONVEYOR, 12" DIA, 10' LONG (CEMENT SILO ATTACHMENT)	10 HP E		$6,266	2.34	0.40	0.63	0.08	0.63	10
	B10CL034	SC12D-20	BATCH PLANT, SCREW CONVEYOR, 12" DIA, 20' LONG (CEMENT SILO ATTACHMENT)	20 HP E		$12,526	4.67	0.79	1.25	0.16	1.26	20

Table 2-1
Hourly Equipment Ownership and Operating Expense

CAT	REGION 3 ID.NO.	MODEL	EQUIPMENT DESCRIPTION	ENGINE HORSEPOWER AND FUEL TYPE MAIN	CARRIER	VALUE (TEV) 2015 ($)	TOTAL HOURLY RATES ($/HR) AVERAGE	STANDBY	ADJUSTABLE ELEMENTS DEPR	FCCM	FUEL	CWT
	EXCEL MACHINERY LTD.											
	B10EM004	750 PORTABLE PUG MIX	BATCH PLANT, CONCRETE CONTINUOUS PUGG MILL MIXER, 5' X 10' TWIN SHAFT PUGMILL, TWO 7' 7" X 13' FEED BINS, 36" FEED CONVEYOR, WATER PUMP, TRAILER MTD (ADD 100 KW GENERATOR)	120 HP E		$218,670	61.08	13.57	21.59	2.77	7.57	300
	B10EM002	BELGRADE 350 BBL	BATCH PLANT, CEMENT SILO, 45 TON HORIZONTAL 350 BARREL (BATCH PLANT ATTACHMENT)	10 HP E		$33,669	9.64	2.09	3.32	0.43	0.63	45
	B10EM003	BELGRADE 550	BATCH PLANT, CEMENT SILO, 2,200 CF (BARREL CAP 550 MAX / 450 MIN) W/DRIVE-THRU TYPE UNDERSTRUCTURE (BATCH PLANT ATTACHMENT)			$35,337	8.12	2.22	3.53	0.45	0.00	222
	JOHNSON-ROSS (TEREX ROADBUILDING)											
	B10RC007	BANDIT 5	BATCH PLANT, CONCRETE AGGREGATE DRY, 100 CY/HR, W/TWO AGGREGATE BINS, 65 TON, 48 CY/ 36" X 20' CONVEYOR/ 2 BIN 5 CY BATCHER/ 30" X 33.5' LOADING CONVEYOR/ & 257 BARREL, 48 TON CEMENT SILO, TRAILER MTD (ADD 100 KW GENERATOR)	15 HP E		$255,215	62.57	15.87	25.25	3.24	0.95	3,000
	B10RC032	RUSTLER 12	BATCH PLANT, CONCRETE AGGREGATE DRY, 160 CY/HR, W/TWO AGGREGATE BINS, 28 TON, 21 CY/ 2 BIN 12 CY BATCHER/ 30" X 33.5' LOADING CONVEYOR/ & 400 BARREL, 75 TON CEMENT SILO, TRAILER MTD (ADD 130 KW GENERATOR)	50 HP E		$291,608	76.24	17.79	28.18	3.70	3.15	536

Table 2-1
Hourly Equipment Ownership and Operating Expense

CAT	ID.NO.	MODEL	REGION 3 EQUIPMENT DESCRIPTION	ENGINE HORSEPOWER AND FUEL TYPE MAIN	ENGINE HORSEPOWER AND FUEL TYPE CARRIER	VALUE (TEV) 2015 ($)	TOTAL HOURLY RATES ($/HR) AVERAGE	TOTAL HOURLY RATES ($/HR) STANDBY	ADJUSTABLE ELEMENTS DEPR	ADJUSTABLE ELEMENTS FCCM	ADJUSTABLE ELEMENTS FUEL	CWT
B10			***JOHNSON-ROSS (TEREX ROADBUILDING) (continued)***									
	B10RC008	BANDIT 12	BATCH PLANT, CONCRETE AGGREGATE DRY, 200 CY/HR, W/THREE AGGREGATE BINS, 65 TON, 48 CY/ 36" X 20' CONVEYOR/ 3 BIN 12 CY BATCHER/ 30" X 33.5' LOADING CONVEYOR/ & 720 BARREL, 134 TON CEMENT SILO, TRAILER MTD (ADD 100 KW GENERATOR)	30 HP E		$251,818	63.25	15.43	24.48	3.19	1.89	250
	STEPHENS MANUFACTURING CO., INC.											
	B10SN031	DC-12	BATCH PLANT, CONCRETE AGGREGATE DRY, 100 CY/HR, W/2 BIN 12 CY BATCHER/ 24" X 41' LOADING CONVEYOR/ & 311 BARREL, 58 TON CEMENT SILO, TRAILER MTD (ADD 100 KW GENERATOR)	25 HP E		$194,508	48.53	11.68	18.42	2.47	1.58	340
	B10SN033	DC COLT	BATCH PLANT, CONCRETE AGGREGATE DRY, 100 CY/HR, W/2 BIN 12 CY BATCHER/ 30" X 33.5' LOADING CONVEYOR/ & 311 BARREL, 58 TON CEMENT SILO, TRAILER MTD (ADD 100 KW GENERATOR)	30 HP E		$194,508	49.08	11.74	18.53	2.47	1.89	340
	B10SN032	MUSTANG	BATCH PLANT, CONCRETE AGGREGATE DRY, 150 CY/HR, W/3 AGGREGATE STORAGE BINS, 70 TON, 14 CY BATCHER, 30" X 33.5' LOADING CONVEYOR, TRAILER MTD (ADD 115 KW GENERATOR)	45 HP E		$218,698	56.27	13.22	20.90	2.77	2.84	420
	B10SN034	STALLION	BATCH PLANT, CONCRETE AGGREGATE DRY, 160 CY/HR, W/3 AGGREGATE BIN STORAGE, 70 TON, 48 CY/ 2 BIN 10 CY BATCHER/ 30" X 33.5' LOADING CONVEYOR/ & 374 BARREL, 70 TON CEMENT SILO, TRAILER MTD (ADD 100 KW GENERATOR)	20 HP E		$204,256	50.44	12.32	19.45	2.59	1.26	360

Table 2-1
Hourly Equipment Ownership and Operating Expense

CAT	ID.NO.	MODEL	REGION 3 EQUIPMENT DESCRIPTION	ENGINE HORSEPOWER AND FUEL TYPE MAIN	CARRIER	VALUE (TEV) 2015 ($)	TOTAL HOURLY RATES ($/HR) AVERAGE	STANDBY	ADJUSTABLE ELEMENTS DEPR	FCCM	FUEL	CWT
B10			***STEPHENS MANUFACTURING CO., INC. (continued)***									
	B10SN035	THOROUGH-BRED	BATCH PLANT, CONCRETE AGGREGATE DRY, 180 CY/HR, W/4 AGGREGATE BIN STORAGE, 65 TON, 48 CY/ 2 BIN 12 CY BATCHER/ 30" X 33.5' LOADING CONVEYOR/ & 374 BARREL, 70 TON CEMENT SILO, TRAILER MTD (ADD 100 KW GENERATOR)	30 HP E		$213,871	53.69	12.92	20.41	2.71	1.89	300
	SUBCATEGORY 0.30		**PUGMILL**									
	KPI-JCI											
	B10KJ001	52 PORTABLE PUGMILL	BATCH PLANT, PUGMILL, TWO 12' LONG X 6' WIDE 9 CY HOPPERS WITH 30" X 10' 9" BELT FEEDER, 48" WIDE X 6' LONG TWIN PUGMILL, WALKWAY, TANDEM AXLE CHASSIS	130 HP E		$370,116	81.19	18.98	28.78	4.59	8.20	371
	B10KJ002	52S PORTABLE PUGMILL	BATCHPLANT, PUGMILL, TWO 14' LONG X 7' WIDE 15 CY PRIMARY HOPPERS WITH 36" WIDE X 36' LONG BELT FEEDERS, 4' WIDE X 8' LONG TWIN SHAFT PUGMILL, WALKWAY, TANDEM AXLE CHASSIS, UP TO 500 TONS PER HOUR (ADD 200 KW GENERATOR & MATERIAL FEEDS)	220 HP E		$365,742	88.55	18.71	28.34	4.54	13.87	444
B15	**BROOMS, STREET SWEEPERS & FLUSHERS**											
	SUBCATEGORY 0.00		**BROOMS, STREET SWEEPERS & FLUSHERS**									
	BROCE MANUFACTURING COMPANY											
	B15BM001	RJT-350	BROOM, 8' BROOM PATH, PAVEMENT, SELF PROPELLED	80 HP D-on		$63,277	21.50	4.28	7.05	0.75	7.14	50

Table 2-1
Hourly Equipment Ownership and Operating Expense

CAT	REGION 3 ID.NO.	MODEL	EQUIPMENT DESCRIPTION	ENGINE HORSEPOWER AND FUEL TYPE MAIN	CARRIER	VALUE (TEV) 2015 ($)	TOTAL HOURLY RATES ($/HR) AVERAGE	STANDBY	ADJUSTABLE ELEMENTS DEPR	FCCM	FUEL	CWT
	ELGIN SWEEPER											
	B15EC002	PELICAN P DUAL	STREET SWEEPER, 10' BROOM PATH, 3.5 CY HOPPER, 180 GAL WATER TANK, SELF PROPELLED	100 HP D-off		$202,976	51.83	13.73	22.61	2.42	7.41	128
	B15EC001	EAGLE F	STREET SWEEPER, 10' BROOM PATH, 4.5 CY HOPPER, 280 GAL WATER TANK, DUAL ENGINE, SELF PROPELLED	49 HP D-off	170 HP D-on	$285,785	68.78	19.27	31.74	3.40	6.57	150
	B15EC003	BROOM BEAR FL42H	STREET SWEEPER, 12' BROOM PATH, 4.5 CY HOPPER, 350 GAL WATER TANK, SELF PROPELLED	230 HP D-on		$269,914	80.81	18.20	29.95	3.22	20.53	213
	B15EC004	MEGAWIND	STREET SWEEPER AND CATCH BASIN CLEANER, 12' BROOM PATH, 13 CY HOPPER, 335 GAL WATER TANK, SELF PROPELLED	115 HP D-on	230 HP D-on	$301,553	80.48	20.55	33.92	3.59	14.24	238
	LAYMOR SWEEPERS											
	B15LS001	SM300	BROOM, 8' BROOM PATH, PAVEMENT, SELF PROPELLED	25 HP D-on		$26,794	8.21	1.80	2.96	0.32	2.21	30
	B15LS002	SM450 ST	BROOM, 100" BROOM PATH, PAVEMENT, W/SPRINKLER AND 180 GAL WATER TANK, SELF PROPELLED	74 HP D-on		$52,755	18.66	3.58	5.89	0.63	6.61	48
	M-B COMPANIES, INC.											
	B15MB001	MT-AR	STREET SWEEPER, 7' BROOM PATH, W/SPRINKLER AND 152 GAL WATER TANK, PTO DRIVE (ADD 45-100 HP TRACTOR)			$8,366	1.90	0.57	0.94	0.10	0.00	10
	B15MB002	HT	STREET SWEEPER, 7' BROOM PATH, W/SPRINKLER AND 152 GAL WATER TANK, PTO DRIVE (ADD 45-100 HP TRACTOR)			$9,233	2.12	0.63	1.04	0.11	0.00	12

Table 2-1
Hourly Equipment Ownership and Operating Expense

CAT	REGION 3 ID.NO.	MODEL	EQUIPMENT DESCRIPTION	ENGINE HORSEPOWER AND FUEL TYPE MAIN	CARRIER	VALUE (TEV) 2015 ($)	TOTAL HOURLY RATES ($/HR) AVERAGE	STANDBY	ADJUSTABLE ELEMENTS DEPR	FCCM	FUEL	CWT
B15			***M-B COMPANIES, INC. (continued)***									
	B15MB004	53MH	STREET SWEEPER, 7' BROOM PATH, W/SPRINKLER AND 152 GAL WATER TANK, TOWED (ADD TOWING UNIT)	24 HP G		$23,531	8.97	1.59	2.62	0.28	3.60	17
	ROSCO, A LeeBoy COMPANY											
	B15RS005	CHALLENGER 6	STREET SWEEPER, 8' BROOM PATH, W/SPRINKLER AND 150 GAL WATER TANK, SELF PROPELLED	74 HP D-on		$81,723	24.88	5.54	9.13	0.97	6.61	75
	B15RS001	RB-48A	STREET SWEEPER, 8' BROOM PATH, W/SPRINKLER AND 150 GAL WATER TANK, SELF PROPELLED	74 HP D-on		$70,635	22.48	4.79	7.89	0.84	6.61	56
	TERRAMITE CONSTRUCTION EQUIPMENT											
	B15TB001	TSS46	STREET SWEEPER, 6' BROOM PATH, W/SPRINKLER AND 2 - 50 GAL WATER TANKS, SELF PROPELLED	37 HP D-off		$24,039	8.23	1.60	2.62	0.29	2.74	34
	B15TB002	TSS48	STREET SWEEPER, 8' BROOM PATH, W/SPRINKLER AND 2 - 50 GAL WATER TANKS, SELF PROPELLED	37 HP D-off		$24,185	8.26	1.61	2.64	0.29	2.74	34
B20	**BRUSH CHIPPERS**											
	SUBCATEGORY 0.00		**BRUSH CHIPPERS**									
	BANDIT INDUSTRIES, INC.											
	B20BN001	65XP	BRUSH CHIPPER, 6" CAPACITY, DISC TYPE, TRAILER MTD	35 HP G		$18,519	10.08	1.26	2.07	0.22	5.25	30
	B20BN002	90XP	BRUSH CHIPPER, 9" CAPACITY, DISC TYPE, TRAILER MTD	37 HP G		$26,406	12.18	1.79	2.95	0.31	5.54	44

Table 2-1
Hourly Equipment Ownership and Operating Expense

CAT	ID.NO.	MODEL	REGION 3 EQUIPMENT DESCRIPTION	ENGINE HORSEPOWER AND FUEL TYPE MAIN	CARRIER	VALUE (TEV) 2015 ($)	TOTAL HOURLY RATES ($/HR) AVERAGE	STANDBY	ADJUSTABLE ELEMENTS DEPR	FCCM	FUEL	CWT
B20			***BANDIT INDUSTRIES, INC. (continued)***									
	B20BN003	200XP	BRUSH CHIPPER, 12" CAPACITY, DISC TYPE, TRAILER MTD	89 HP G		$35,767	23.04	2.43	4.00	0.43	13.34	58
	B20BN005	15XP	BRUSH CHIPPER, 13" CAPACITY, DRUM TYPE, TRAILER MTD	145 HP G		$47,423	35.08	3.23	5.31	0.57	21.73	80
	B20BN006	18XP	BRUSH CHIPPER, 17" CAPACITY, DRUM TYPE, TRAILER MTD	165 HP G		$60,978	41.51	4.15	6.84	0.73	24.73	90
	B20BN007	21XP	BRUSH CHIPPER, 18" CAPACITY, DRUM TYPE, TRAILER MTD	321 HP D-off		$153,364	60.95	10.44	17.21	1.83	23.78	126
	MORBARK, INC.											
	B20MQ001	M12R DIESEL	BRUSH CHIPPER, 12" CAPACITY, DRUM TYPE, TRAILER MTD	49 HP D-off		$44,834	14.14	3.04	5.01	0.53	3.63	55
	B20MQ003	M15R DIESEL	BRUSH CHIPPER, 15" CAPACITY, DRUM TYPE, TRAILER MTD	130 HP D-off		$61,443	24.53	4.14	6.81	0.73	9.63	89
	B20MQ004	M18R DIESEL	BRUSH CHIPPER, 18" CAPACITY, DRUM TYPE, TRAILER MTD	147 HP D-off		$68,080	27.42	4.59	7.56	0.81	10.89	110
	B20MQ005	M20R DIESEL	BRUSH CHIPPER, LOG CHIPPER, 20" CAPACITY, DISC TYPE, TRAILER MTD	400 HP D-off		$113,098	59.84	7.67	12.63	1.35	29.64	180
	B20MQ006	M12RX DIESEL	BRUSH CHIPPER, 12" CAPACITY, DRUM TYPE, TRAILER MTD	49 HP D-off		$33,966	11.68	2.29	3.78	0.40	3.63	49
	B20MQ007	M12RX GAS	BRUSH CHIPPER, 12" CAPACITY, DRUM TYPE, TRAILER MTD	89 HP G		$27,587	21.18	1.86	3.06	0.33	13.34	49
	B20MQ008	M12R GAS	BRUSH CHIPPER, LOG CHIPPER, 12" CAPACITY, DRUM TYPE, TRAILER MTD	130 HP G		$33,745	29.46	2.28	3.76	0.40	19.48	55
	B20MQ009	M15R GAS	BRUSH CHIPPER, 15" CAPACITY, DRUM TYPE, TRAILER MTD	174 HP G		$43,289	39.03	2.91	4.77	0.52	26.08	89

Table 2-1
Hourly Equipment Ownership and Operating Expense

CAT	ID.NO.	MODEL	REGION 3 EQUIPMENT DESCRIPTION	ENGINE HORSEPOWER AND FUEL TYPE MAIN	CARRIER	VALUE (TEV) 2015 ($)	TOTAL HOURLY RATES ($/HR) AVERAGE	STANDBY	ADJUSTABLE ELEMENTS DEPR	FCCM	FUEL	CWT
B20			*MORBARK, INC. (continued)*									
	B20MQ010	M18R GAS	BRUSH CHIPPER, 18" CAPACITY, DRUM TYPE, TRAILER MTD	275 HP G		$51,397	57.81	3.45	5.68	0.61	41.21	110
B25	**BUCKETS, CLAMSHELL**											
	SUBCATEGORY 0.00		**BUCKETS, CLAMSHELL**									
	HAWCO (ANVIL ATTACHMENTS)											
	B25HB001	MWRH-050	BUCKET, CLAMSHELL, 0.5 CY, HEAVY DUTY/DIGGING			$25,251	5.06	1.72	2.84	0.30	0.00	30
	B25HB003	MWRH-100	BUCKET, CLAMSHELL, 1.0 CY, HEAVY DUTY/DIGGING			$26,560	5.33	1.82	2.99	0.32	0.00	48
	B25HB005	MWRH-150	BUCKET, CLAMSHELL, 1.5 CY, HEAVY DUTY/DIGGING			$28,064	5.62	1.91	3.16	0.33	0.00	66
	B25HB007	MWRH-200	BUCKET, CLAMSHELL, 2.0 CY, HEAVY DUTY/DIGGING			$37,061	7.42	2.53	4.17	0.44	0.00	78
	B25HB008	MWRH-250	BUCKET, CLAMSHELL, 2.5 CY, HEAVY DUTY/DIGGING			$38,062	7.62	2.59	4.28	0.45	0.00	91
	B25HB009	MWRH-300	BUCKET, CLAMSHELL, 3.0 CY, HEAVY DUTY/DIGGING			$39,709	7.95	2.71	4.47	0.47	0.00	103
	B25HB010	MWRH-350	BUCKET, CLAMSHELL, 3.5 CY, HEAVY DUTY/DIGGING			$45,267	9.06	3.09	5.09	0.54	0.00	131
	B25HB011	MWRH-400	BUCKET, CLAMSHELL, 4.0 CY, HEAVY DUTY/DIGGING			$45,293	9.08	3.09	5.10	0.54	0.00	145
	B25HB012	MWRH-450	BUCKET, CLAMSHELL, 4.5 CY, HEAVY DUTY/DIGGING			$47,432	9.51	3.24	5.34	0.57	0.00	165
	B25HB013	MWHR-500	BUCKET, CLAMSHELL, 5.0 CY, HEAVY DUTY/DIGGING			$49,649	9.95	3.39	5.59	0.59	0.00	173

Table 2-1
Hourly Equipment Ownership and Operating Expense

CAT	ID.NO.	MODEL	REGION 3 EQUIPMENT DESCRIPTION	ENGINE HORSEPOWER AND FUEL TYPE MAIN	CARRIER	VALUE (TEV) 2015 ($)	TOTAL HOURLY RATES ($/HR) AVERAGE	STANDBY	ADJUSTABLE ELEMENTS DEPR	FCCM	FUEL	CWT
B25			***HAWCO (ANVIL ATTACHMENTS) (continued)***									
	B25HB014	MWRH-550	BUCKET, CLAMSHELL, 5.5 CY, HEAVY DUTY/DIGGING			$51,312	10.27	3.50	5.77	0.61	0.00	178
	B25HB015	MWRH-600	BUCKET, CLAMSHELL, 6.0 CY, HEAVY DUTY/DIGGING			$52,844	10.58	3.60	5.94	0.63	0.00	199
	NO SPECIFIC MANUFACTURER											
	B25XX001	1/4 RN	BUCKET, CLAMSHELL, 0.25 CY, ROUND NOSE, STANDARD			$24,248	4.86	1.66	2.73	0.29	0.00	17
	B25XX002	1/2 RN	BUCKET, CLAMSHELL, 0.5 CY, ROUND NOSE, STANDARD			$27,081	5.42	1.85	3.05	0.32	0.00	24
	B25XX003	3/4 RN	BUCKET, CLAMSHELL, 0.7 CY, ROUND NOSE, STANDARD			$29,915	6.00	2.05	3.37	0.36	0.00	31
	B25XX004	1 RN	BUCKET, CLAMSHELL, 1.0 CY, ROUND NOSE, STANDARD			$30,418	6.09	2.07	3.42	0.36	0.00	40
	B25XX005	1-1/4 RN	BUCKET, CLAMSHELL, 1.2 CY, ROUND NOSE, STANDARD			$35,582	7.12	2.42	4.00	0.42	0.00	45
	B25XX006	1-1/2 RN	BUCKET, CLAMSHELL, 1.5 CY, ROUND NOSE, STANDARD			$38,513	7.71	2.63	4.33	0.46	0.00	52
	B25XX007	1-3/4 RN	BUCKET, CLAMSHELL, 1.7 CY, ROUND NOSE, STANDARD			$41,346	8.28	2.82	4.65	0.49	0.00	59
	B25XX008	2 RN	BUCKET, CLAMSHELL, 2.0 CY, ROUND NOSE, STANDARD			$47,958	9.61	3.27	5.40	0.57	0.00	70
	B25XX009	2-1/2 RN	BUCKET, CLAMSHELL, 2.5 CY, ROUND NOSE, STANDARD			$49,859	9.98	3.40	5.61	0.59	0.00	81
	B25XX010	3 RN	BUCKET, CLAMSHELL, 3.0 CY, ROUND NOSE, STANDARD			$53,759	10.77	3.67	6.05	0.64	0.00	87

Table 2-1
Hourly Equipment Ownership and Operating Expense

CAT	ID.NO.	MODEL	REGION 3 EQUIPMENT DESCRIPTION	ENGINE HORSEPOWER AND FUEL TYPE MAIN	CARRIER	VALUE (TEV) 2015 ($)	TOTAL HOURLY RATES ($/HR) AVERAGE	STANDBY	ADJUSTABLE ELEMENTS DEPR	FCCM	FUEL	CWT
B25			***NO SPECIFIC MANUFACTURER (continued)***									
	B25XX011	3-1/2 RN	BUCKET, CLAMSHELL, 3.5 CY, ROUND NOSE, STANDARD			$61,290	12.28	4.18	6.90	0.73	0.00	109
	B25XX012	4 RN	BUCKET, CLAMSHELL, 4.0 CY, ROUND NOSE, STANDARD			$65,215	13.07	4.45	7.34	0.78	0.00	117
	B25XX013	4-1/2 RN	BUCKET, CLAMSHELL, 4.5 CY, ROUND NOSE, STANDARD			$72,722	14.57	4.96	8.18	0.87	0.00	137
	B25XX014	5 RN	BUCKET, CLAMSHELL, 5.0 CY, ROUND NOSE, STANDARD			$82,032	16.43	5.60	9.23	0.98	0.00	160
	B25XX015	5-1/2 RN	BUCKET, CLAMSHELL, 5.5 CY, ROUND NOSE, STANDARD			$84,068	16.84	5.73	9.46	1.00	0.00	166
	B25XX016	6 RN	BUCKET, CLAMSHELL, 6.0 CY, ROUND NOSE, STANDARD			$89,048	17.84	6.07	10.02	1.06	0.00	180
	B25XX017	6-1/2 RN	BUCKET, CLAMSHELL, 6.5 CY, ROUND NOSE, STANDARD			$95,499	19.13	6.51	10.74	1.14	0.00	194
	B25XX018	7 RN	BUCKET, CLAMSHELL, 7.0 CY, ROUND NOSE, STANDARD			$101,681	20.37	6.93	11.44	1.21	0.00	210
	B25XX019	7-1/2 RN	BUCKET, CLAMSHELL, 7.5 CY, ROUND NOSE, STANDARD			$106,943	21.41	7.29	12.03	1.27	0.00	223
B30	**BUCKETS, CONCRETE**											
	SUBCATEGORY 0.10		**GENERAL PURPOSE, MANUAL TRIP**									
	GAR-BRO MANUFACTURING COMPANY											
	B30GB018	413-G	BUCKET, CONCRETE, GENERAL PURPOSE, 0.5 CY			$4,047	0.84	0.29	0.48	0.05	0.00	4
	B30GB001	433-G	BUCKET, CONCRETE, GENERAL PURPOSE, 1.0 CY			$4,945	1.03	0.36	0.59	0.06	0.00	6

Table 2-1
Hourly Equipment Ownership and Operating Expense

CAT	ID.NO.	MODEL	REGION 3 EQUIPMENT DESCRIPTION	ENGINE HORSEPOWER AND FUEL TYPE MAIN	CARRIER	VALUE (TEV) 2015 ($)	TOTAL HOURLY RATES ($/HR) AVERAGE	STANDBY	ADJUSTABLE ELEMENTS DEPR	FCCM	FUEL	CWT
B30			***GAR-BRO MANUFACTURING COMPANY (continued)***									
	B30GB002	442-G	BUCKET, CONCRETE, GENERAL PURPOSE, 1.5 CY			$6,397	1.32	0.45	0.76	0.07	0.00	8
	B30GB003	462-G	BUCKET, CONCRETE, GENERAL PURPOSE, 2.0 CY			$7,898	1.63	0.56	0.94	0.09	0.00	10
	B30GB004	493-G	BUCKET, CONCRETE, GENERAL PURPOSE, 3.0 CY			$11,431	2.36	0.81	1.36	0.13	0.00	14
	B30GB005	4123-G	BUCKET, CONCRETE, GENERAL PURPOSE, 4.0 CY			$13,555	2.80	0.97	1.61	0.16	0.00	18
	SUBCATEGORY 0.20		**LAYDOWN**									
	GAR-BRO MANUFACTURING COMPANY											
	B30GB006	425-A	BUCKET, CONCRETE, LAYDOWN, 1.0 CY, HEAVY DUTY AIR GATE			$31,212	6.61	2.22	3.71	0.36	0.00	26
	B30GB007	465-A	BUCKET, CONCRETE, LAYDOWN, 2.0 CY, HEAVY DUTY AIR GATE			$33,787	7.15	2.40	4.01	0.39	0.00	32
	B30GB008	495-A	BUCKET, CONCRETE, LAYDOWN, 3.0 CY, HEAVY DUTY AIR GATE			$37,329	7.89	2.65	4.43	0.43	0.00	40
	B30GB009	4125-A	BUCKET, CONCRETE, LAYDOWN, 4.0 CY, HEAVY DUTY AIR GATE			$41,389	8.75	2.94	4.91	0.48	0.00	51
	B30GB010	4155-A	BUCKET, CONCRETE, LAYDOWN, 5.0 CY, HEAVY DUTY AIR GATE			$52,360	11.07	3.71	6.22	0.60	0.00	73
	SUBCATEGORY 0.30		**LOWBOY**									
	CAMLEVER											
	B30CR001	LB-375	BUCKET, CONCRETE, LOWBOY, 0.38 CY			$2,571	0.56	0.19	0.31	0.03	0.00	2

Table 2-1
Hourly Equipment Ownership and Operating Expense

CAT	ID.NO.	MODEL	REGION 3 EQUIPMENT DESCRIPTION	ENGINE HORSEPOWER AND FUEL TYPE MAIN	CARRIER	VALUE (TEV) 2015 ($)	TOTAL HOURLY RATES ($/HR) AVERAGE	STANDBY	ADJUSTABLE ELEMENTS DEPR	FCCM	FUEL	CWT
B30			***CAMLEVER (continued)***									
	B30CR002	LB-050	BUCKET, CONCRETE, LOWBOY, 0.5 CY			$2,846	0.62	0.20	0.34	0.03	0.00	2
	B30CR003	LB-075	BUCKET, CONCRETE, LOWBOY, 0.75 CY			$3,133	0.68	0.23	0.37	0.04	0.00	3
	B30CR004	LB-100	BUCKET, CONCRETE, LOWBOY, 1.0 CY			$3,433	0.75	0.25	0.41	0.04	0.00	5
	B30CR005	LB-150	BUCKET, CONCRETE, LOWBOY, 1.5 CY			$4,271	0.93	0.31	0.51	0.05	0.00	6
	B30CR009	LXB-150	BUCKET, CONCRETE, LOWBOY, 1.5 CY			$5,235	1.13	0.37	0.62	0.06	0.00	6
	B30CR006	LB-200	BUCKET, CONCRETE, LOWBOY, 2.0 CY			$5,053	1.10	0.36	0.60	0.06	0.00	8
	B30CR010	LXB-200	BUCKET, CONCRETE, LOWBOY, 2.0 CY			$6,267	1.35	0.44	0.74	0.07	0.00	6
	B30CR011	LXB-300	BUCKET, CONCRETE, LOWBOY, 3.0 CY			$7,265	1.57	0.51	0.86	0.08	0.00	6
	B30CR012	LXB-400	BUCKET, CONCRETE, LOWBOY, 4.0 CY			$8,883	1.92	0.63	1.05	0.10	0.00	6
	SUBCATEGORY 0.40		**LOW SLUMP**									
	GAR-BRO MANUFACTURING COMPANY											
	B30GB011	440-A	BUCKET, CONCRETE, LOW SLUMP, 1.0 CY, AIR GATE			$20,207	4.38	1.43	2.40	0.23	0.00	20
	B30GB012	450-A	BUCKET, CONCRETE, LOW SLUMP, 1.5 CY, AIR GATE			$20,941	4.54	1.49	2.49	0.24	0.00	21
	B30GB013	460-A	BUCKET, CONCRETE, LOW SLUMP, 2.0 CY, AIR GATE			$21,700	4.71	1.54	2.58	0.25	0.00	24

Table 2-1
Hourly Equipment Ownership and Operating Expense

CAT	ID.NO.	MODEL	REGION 3 EQUIPMENT DESCRIPTION	ENGINE HORSEPOWER AND FUEL TYPE MAIN	CARRIER	VALUE (TEV) 2015 ($)	TOTAL HOURLY RATES ($/HR) AVERAGE	STANDBY	ADJUSTABLE ELEMENTS DEPR	FCCM	FUEL	CWT
B30			*GAR-BRO MANUFACTURING COMPANY (continued)*									
	B30GB014	493-A	BUCKET, CONCRETE, LOW SLUMP, 3.0 CY, AIR GATE			$28,389	6.16	2.02	3.37	0.33	0.00	49
	B30GB015	4139-A	BUCKET, CONCRETE, LOW SLUMP, 4.0 CY, AIR GATE			$29,384	6.38	2.09	3.49	0.34	0.00	52
	B30GB016	4200-A	BUCKET, CONCRETE, LOW SLUMP, 6.0 CY, AIR GATE			$49,135	10.66	3.49	5.83	0.57	0.00	78
	B30GB017	4250-A	BUCKET, CONCRETE, LOW SLUMP, 8.0 CY, AIR GATE			$53,257	11.54	3.77	6.32	0.61	0.00	90
B35	**BUCKETS, DRAGLINE**											
	SUBCATEGORY 0.20		**MEDIUM WEIGHT**									
	HENDRIX MANUFACTURING COMPANY, INC.											
	B35HE018	TS	BUCKET, DRAGLINE, 0.75 CY, MEDIUM WEIGHT			$9,515	1.70	0.59	0.95	0.11	0.00	17
	B35HE019	TS	BUCKET, DRAGLINE, 1.0 CY, MEDIUM WEIGHT			$10,901	1.96	0.68	1.09	0.13	0.00	19
	B35HE020	TS	BUCKET, DRAGLINE, 1.5 CY, MEDIUM WEIGHT			$15,551	2.79	0.96	1.56	0.18	0.00	28
	B35HE021	TS	BUCKET, DRAGLINE, 2.0 CY, MEDIUM WEIGHT			$19,622	3.51	1.21	1.96	0.23	0.00	36
	B35HE022	TS	BUCKET, DRAGLINE, 2.5 CY, MEDIUM WEIGHT			$22,634	4.06	1.40	2.26	0.27	0.00	41
	B35HE023	TS	BUCKET, DRAGLINE, 3.0 CY, MEDIUM WEIGHT			$27,045	4.84	1.67	2.70	0.32	0.00	49
	B35HE025	TS	BUCKET, DRAGLINE, 4.0 CY, MEDIUM WEIGHT			$38,652	6.93	2.39	3.87	0.45	0.00	70

Table 2-1
Hourly Equipment Ownership and Operating Expense

CAT	ID.NO.	MODEL	REGION 3 EQUIPMENT DESCRIPTION	ENGINE HORSEPOWER AND FUEL TYPE MAIN	ENGINE HORSEPOWER AND FUEL TYPE CARRIER	VALUE (TEV) 2015 ($)	TOTAL HOURLY RATES ($/HR) AVERAGE	TOTAL HOURLY RATES ($/HR) STANDBY	ADJUSTABLE ELEMENTS DEPR	ADJUSTABLE ELEMENTS FCCM	ADJUSTABLE ELEMENTS FUEL	CWT
	SUBCATEGORY 0.30		**HEAVY WEIGHT**									
	HENDRIX MANUFACTURING COMPANY, INC.											
	B35HE040	MH-S	BUCKET, DRAGLINE, 5.0 CY, HEAVY WEIGHT			$65,314	10.60	3.70	5.88	0.76	0.00	127
	B35HE041	MH-S	BUCKET, DRAGLINE, 6.0 CY, HEAVY WEIGHT			$69,945	11.36	3.96	6.30	0.81	0.00	136
	B35HE042	MH-S	BUCKET, DRAGLINE, 7.0 CY, HEAVY WEIGHT			$90,006	14.60	5.09	8.10	1.04	0.00	175
C05	**CHAIN SAWS**											
	SUBCATEGORY 0.00		**CHAIN SAWS**									
	STIHL											
	C05S7001	MS241CM	CHAIN SAW, 18" GUIDE BAR	3 HP G		$550	1.60	0.14	0.25	0.01	0.64	1
	C05S7002	MS362RCM	CHAIN SAW, 25" GUIDE BAR	5 HP G		$805	2.35	0.19	0.36	0.01	0.95	1
	C05S7003	MS461R	CHAIN SAW, 32" GUIDE BAR	6 HP G		$1,157	3.23	0.28	0.52	0.02	1.23	1
	C05S7004	MS880 MAGNUM	CHAIN SAW, 59" GUIDE BAR	9 HP G		$2,185	5.46	0.53	0.98	0.04	1.77	1
C10	**COMPACTORS, RAMMERS / TAMPERS & VIBRATORY PLATES**											
	SUBCATEGORY 0.10		**COMPACTORS, RAMMERS / TAMPERS & VIBRATORY PLATES**									
	BOMAG											
	C10BO001	BT60	COMPACTOR, RAMMER, TAMPER, 9" X 13.2" SHOE, 3,372 LBS IMPACT	4 HP G		$3,686	2.82	0.49	0.88	0.05	0.82	2

Table 2-1
Hourly Equipment Ownership and Operating Expense

CAT	REGION 3 ID.NO.	MODEL	EQUIPMENT DESCRIPTION	ENGINE HORSEPOWER AND FUEL TYPE MAIN		CARRIER	VALUE (TEV) 2015 ($)	TOTAL HOURLY RATES ($/HR) AVERAGE	STANDBY	ADJUSTABLE ELEMENTS DEPR	FCCM	FUEL	CWT
C10			***BOMAG (continued)***										
	C10BO003	BVP 10/36	COMPACTOR, VIBROPLATE, 14.2" X 22" PLATE, 2,250 LBS IMPACT	4 HP	G		$2,482	2.18	0.33	0.59	0.03	0.82	2
	C10BO004	BVP 18/45	COMPACTOR, VIBROPLATE, 17.7" X 22" PLATE, 4,050 LBS IMPACT	6 HP	G		$2,531	2.66	0.33	0.60	0.03	1.23	2
	C10BO008	BPR 50/55 D/E	COMPACTOR, VIBROPLATE, 29.5" X 35.4" PLATE, REVERSIBLE, 11,240 LBS IMPACT	9 HP	D-off		$14,464	8.55	1.91	3.44	0.19	0.92	9
	WACKER CORPORATION												
	C10WC003	DS 70	COMPACTOR, RAMMER, 13" X 13" SHOE, 3,550 LBS IMPACT	4 HP	D-off		$5,820	3.49	0.77	1.38	0.08	0.41	2
	C10WC006	BPU 2540 A	COMPACTOR, VIBROPLATE, 19.5" X 25.5" PLATE, REVERSIBLE, 5,600 LBS IMPACT	6 HP	G		$4,917	3.79	0.65	1.17	0.06	1.13	3
	C10WC007	BPU 3750A	COMPACTOR, VIBROPLATE, 19.7" WIDE PLATE, REVERSIBLE, 8,300 LBS IMPACT	8 HP	G		$7,537	5.73	1.00	1.79	0.10	1.65	6
	C10WC008	DPU 6555 HEC	COMPACTOR, VIBROPLATE, 22" X 35" PLATE, REVERSIBLE, 14,600 LBS IMPACT	14 HP	D-off		$18,556	11.19	2.45	4.41	0.24	1.39	11
	SUBCATEGORY 0.20		**ROLLERS, VIBRATORY**										
	BOMAG												
	C10BO009	BW 55E	COMPACTOR, ROLLER, VIBRATORY, 22"W X 15.7"DIA, SINGLE SMOOTH DRUM, WALK BEHIND, 2,250 LBS IMPACT	4 HP	G		$7,715	4.73	0.93	1.64	0.11	0.82	4
	C10BO011	BW 65H	COMPACTOR, ROLLER, VIBRATORY, 25.6"W X 15.7"DIA, DOUBLE SMOOTH DRUMS, WALK BEHIND, 4,950 LBS IMPACT	8 HP	D-on		$18,750	10.44	2.25	3.98	0.26	1.03	16

Table 2-1
Hourly Equipment Ownership and Operating Expense

CAT	REGION 3 ID.NO.	MODEL	EQUIPMENT DESCRIPTION	ENGINE HORSEPOWER AND FUEL TYPE MAIN	CARRIER	VALUE (TEV) 2015 ($)	TOTAL HOURLY RATES ($/HR) AVERAGE	STANDBY	ADJUSTABLE ELEMENTS DEPR	FCCM	FUEL	CWT
C10			***BOMAG (continued)***									
	C10BO013	BMP8500	COMPACTOR, TRENCH ROLLER, VIBRATORY, 33.5"W X 20.5"DIA, DOUBLE TAMPING FOOT DRUMS, WALK BEHIND, 16,200 LBS IMPACT	19 HP D-on		$44,039	24.51	5.29	9.36	0.61	2.40	35
	MULTIQUIP, INC.											
	C10MU001	MRH800GS	COMPACTOR, TRENCH ROLLER, VIBRATORY, 23"W X 14.6"DIA, QUAD PADFOOT DRUMS, WALK BEHIND, 7,875 LBS IMPACT	11 HP D-off		$19,191	10.77	2.30	4.08	0.26	1.13	16
	C10MU002	RX157533	COMPACTOR, TRENCH ROLLER, VIBRATORY, 33"W X 21.7"DIA, QUAD PADFOOT DRUMS, WALK BEHIND, 15,652 LBS IMPACT	20 HP D-off		$41,510	22.88	4.98	8.82	0.57	2.06	32
	C10MU003	AR14H	COMPACTOR, TRENCH ROLLER, VIBRATORY, 47"W X 22"DIA, QUAD PADFOOT DRUMS, RIDE ON, 21,600 LBS IMPACT	21 HP D-off		$19,355	11.98	2.33	4.11	0.27	2.16	29
	WACKER CORPORATION											
	C10WC010	RSS800A	COMPACTOR, ROLLER, VIBRATORY, 28"W X 22"DIA, SINGLE SMOOTH DRUM, WALK BEHIND, 3,400 LBS IMPACT	11 HP G		$14,178	9.52	1.71	3.01	0.20	2.26	11
	C10WC017	RD7H ES	COMPACTOR, ROLLER, VIBRATORY,25.5"W X 16.5"DIA, DOUBLE SMOOTH DRUM, WALK BEHIND, 2,925 LBS IMPACT	9 HP D-off		$18,874	10.38	2.27	4.01	0.26	0.92	16
	C10WC016	RTL 82-SC3	COMPACTOR, TRENCH ROLLER, VIBRATORY, 32"W X 20"DIA, DOUBLE TAMPING FOOT DRUMS, WALK BEHIND, 7,700/15,000 LBS IMPACT	20 HP D-on		$42,377	23.73	5.09	9.01	0.58	2.45	32

Table 2-1
Hourly Equipment Ownership and Operating Expense

CAT	REGION 3 ID.NO.	MODEL	EQUIPMENT DESCRIPTION	ENGINE HORSEPOWER AND FUEL TYPE MAIN	CARRIER	VALUE (TEV) 2015 ($)	TOTAL HOURLY RATES ($/HR) AVERAGE	STANDBY	ADJUSTABLE ELEMENTS DEPR	FCCM	FUEL	CWT
C15 CONCRETE CLEANERS / ABRASIVE BLASTERS												
	SUBCATEGORY 0.10		**WALK BEHIND**									
	BLASTRAC											
	C15BL001	1-8 DEC MKI&BDC-1216	CONCRETE BLASTER CLEANING SYSTEM, WALK BEHIND, 8" PATH (ADD 4 KVA GENERATOR & BLAST MEDIA COST)	2 HP E		$8,098	4.08	0.92	1.62	0.11	0.14	2
	C15BL003	1-10DSG1 & BDC66HLG	CONCRETE BLASTER CLEANING SYSTEM, WALK BEHIND, 10" PATH (ADD 30 KVA GENERATOR & BLAST MEDIA COST)	10 HP E		$46,135	21.75	5.27	9.23	0.65	0.68	7
	C15BL004	1-15DSG1 & BDC66HLG	CONCRETE BLASTER CLEANING SYSTEM, WALK BEHIND, 15" PATH (ADD 30 KVA GENERATOR & BLAST MEDIA COST)	15 HP E		$51,161	24.59	5.84	10.23	0.72	1.02	8
	C15BL005	2-20DTMKII&BDC99DBP	CONCRETE BLASTER CLEANING SYSTEM, WALK BEHIND, 20" PATH (ADD 75 KVA GENERATOR & BLAST MEDIA COST)	30 HP E		$67,912	33.33	7.75	13.58	0.96	2.04	12
	EQUIPMENT DEVELOPMENT CO., INC. (EDCO)											
	C15ED002	CPM-8	CONCRETE GRINDER, WALK BEHIND, TRAFFIC LINE REMOVER, SCARIFIER, 8" CUTTING PATH	9 HP G		$4,397	3.44	0.50	0.88	0.06	1.44	2
	C15ED001	TLR-7	CONCRETE GRINDER, WALK BEHIND, TRAFFIC LINE REMOVER, 7" CUTTING WIDTH	11 HP G		$9,093	5.77	1.04	1.82	0.13	1.76	5
	SUBCATEGORY 0.20		**TRUCK/TRAILER MOUNTED**									
	BLASTRAC											
	C15BL006	2-4800 DH MKV	CONCRETE BLASTER, SELF PROPELLED, 48" PATH	350 HP D-on		$467,370	150.27	29.30	46.74	5.93	45.36	255

Table 2-1
Hourly Equipment Ownership and Operating Expense

CAT	REGION 3 ID.NO.	MODEL	EQUIPMENT DESCRIPTION	ENGINE HORSEPOWER AND FUEL TYPE MAIN	CARRIER	VALUE (TEV) 2015 ($)	TOTAL HOURLY RATES ($/HR) AVERAGE	STANDBY	ADJUSTABLE ELEMENTS DEPR	FCCM	FUEL	CWT
	NO SPECIFIC MANUFACTURER											
	C15XX001	BPZ 20-360	CONCRETE CLEANER/SHOT BLASTER, SELF PROPELLED, RIDE-ON, 20" BLAST WIDTH, UP TO 3,800 SF/HR	115 HP G		$93,157	48.12	5.84	9.32	1.18	25.12	40
C20	**CONCRETE BUGGIES**											
	SUBCATEGORY 0.00		**CONCRETE BUGGIES**									
	NO SPECIFIC MANUFACTURER											
	C20XX001	WBH-16	CONCRETE BUGGY, 16 CF BUCKET, 2,500 LBS	12 HP G		$8,439	4.92	0.72	1.20	0.12	1.92	14
	C20XX002	107TT	CONCRETE BUGGY, 11.5 CF BUCKET, 1,500 LBS, CRAWLER MTD	8 HP G		$12,409	6.04	1.41	2.48	0.17	1.28	14
C25	**CONCRETE FINISHERS/SCREEDS/SPREADERS**											
	SUBCATEGORY 0.10		**FINISHERS/TROWELS**									
	ALLEN ENGINEERING CORP.											
	C25AJ020	TR MP215	CONCRETE TROWEL, RIDING, 2 - 36" DIA ROTORS, 4 BLADED SPIDER, 145 RPM	22 HP G		$12,484	7.92	1.17	2.00	0.17	3.52	8
	C25AJ021	TR MP315	CONCRETE TROWEL, RIDING, 2 - 46" DIA ROTORS, 4 BLADED SPIDER, 145 RPM	22 HP G		$15,355	8.84	1.44	2.46	0.21	3.52	9
	C25AJ022	TR MSP445	CONCRETE TROWEL, RIDING, 2 - 46" DIA ROTORS, 5 BLADED SPIDER, 165 RPM	40 HP G		$20,520	13.69	1.92	3.28	0.28	6.40	11
	C25AJ029	436P	CONCRETE FINISHER, WALK BEHIND, POWER ROTO TROWEL, 36" DIA ROTOR, 4 BLADES, 120 RPM	9 HP G		$3,422	2.70	0.33	0.55	0.05	1.44	2

Table 2-1
Hourly Equipment Ownership and Operating Expense

CAT	ID.NO.	MODEL	REGION 3 EQUIPMENT DESCRIPTION	ENGINE HORSEPOWER AND FUEL TYPE MAIN	CARRIER	VALUE (TEV) 2015 ($)	TOTAL HOURLY RATES ($/HR) AVERAGE	STANDBY	ADJUSTABLE ELEMENTS DEPR	FCCM	FUEL	CWT
C25			*ALLEN ENGINEERING CORP. (continued)*									
	C25AJ030	MSP 455	CONCRETE TROWEL, RIDING, 2-46" DIA, 5 BLADED SPIDER, 165 RPM	37 HP G		$25,149	14.63	2.35	4.02	0.34	5.92	12
	MULTIQUIP, INC.											
	C25MU001	J36H90H	CONCRETE FINISHER, WALK BEHIND, ROTO TROWEL, 36" DIA ROTOR, 4 BLADES	8 HP G		$2,685	2.29	0.26	0.43	0.04	1.28	3
	C25MU002	B46H11H	CONCRETE FINISHER, WALK BEHIND, ROTO TROWEL, 46" DIA ROTOR, 4 BLADES	9 HP G		$3,165	2.62	0.30	0.51	0.04	1.44	3
	WACKER CORPORATION											
	C25WC002	CT48-8A	CONCRETE FINISHER, WALK BEHIND, POWER TROWEL, 48" DIA ROTOR, 4 BLADES	7 HP G		$2,482	2.07	0.23	0.40	0.03	1.14	3
	SUBCATEGORY 0.20		**VIBRATORY SCREED**									
	ALLEN ENGINEERING CORP.											
	C25AJ024	SA12	CONCRETE, PNEUMATIC VIBRATORY SCREED, VARIABLE WIDTH 65' MAX WDITH (ADD 100CFM COMPRESSOR)			$14,525	4.62	1.36	2.32	0.20	0.00	12
	C25AJ026	HD7070 10'	CONCRETE, VIBRATORY POWER SCREED, 10' WIDTH	2 HP G		$2,528	1.07	0.23	0.40	0.03	0.24	1
	C25AJ027	HD7070 16'	CONCRETE, VIBRATORY POWER SCREED, 16' WIDTH	2 HP G		$2,846	1.18	0.27	0.46	0.04	0.24	1
	C25AJ028	RTF EPU ROLLER	CONCRETE, ROLLER TUBE FINISHER, UP TO 24' WIDTH, 4.5" DIA	3 HP G		$3,701	1.62	0.35	0.59	0.05	0.40	2

Table 2-1
Hourly Equipment Ownership and Operating Expense

CAT	ID.NO.	MODEL	EQUIPMENT DESCRIPTION	ENGINE HORSEPOWER AND FUEL TYPE MAIN	ENGINE HORSEPOWER AND FUEL TYPE CARRIER	VALUE (TEV) 2015 ($)	TOTAL HOURLY RATES ($/HR) AVERAGE	TOTAL HOURLY RATES ($/HR) STANDBY	ADJUSTABLE ELEMENTS DEPR	ADJUSTABLE ELEMENTS FCCM	ADJUSTABLE ELEMENTS FUEL	CWT
	REGION 3											
	NO SPECIFIC MANUFACTURER											
	C25XX001	10' POWER SCREED	CONCRETE, VIBRATORY POWER SCREED, 10' WIDTH	1 HP G		$1,765	0.73	0.16	0.28	0.02	0.16	1
	C25XX002	15' POWER SCREED	CONCRETE, VIBRATORY POWER SCREED, 15' WIDTH	9 HP G		$11,927	5.40	1.12	1.91	0.16	1.44	6
	C25XX003	20' POWER SCREED	CONCRETE, VIBRATORY POWER SCREED, 20' WIDTH	9 HP G		$12,463	5.57	1.17	1.99	0.17	1.44	7
	C25XX004	25' POWER SCREED	CONCRETE, VIBRATORY POWER SCREED, 25' WIDTH	9 HP G		$13,396	5.86	1.25	2.14	0.18	1.44	7
	C25XX005	30' POWER SCREED	CONCRETE, VIBRATORY POWER SCREED, 30' WIDTH	9 HP G		$14,408	6.19	1.35	2.31	0.19	1.44	8
	C25XX006	35' POWER SCREED	CONCRETE, VIBRATORY POWER SCREED, 35' WIDTH	11 HP G		$15,554	6.92	1.46	2.49	0.21	1.76	8
	C25XX007	4' POWER SCREED	CONCRETE, VIBRATORY POWER SCREED, 4' WIDTH	1 HP G		$1,667	0.71	0.16	0.27	0.02	0.16	1
	C25XX008	40' POWER SCREED	CONCRETE, VIBRATORY POWER SCREED, 40' WIDTH	11 HP G		$16,578	7.23	1.55	2.65	0.22	1.76	10
	C25XX009	45' POWER SCREED	CONCRETE, VIBRATORY POWER SCREED, 45' WIDTH	11 HP G		$17,522	7.54	1.64	2.80	0.24	1.76	11
	C25XX010	50' POWER SCREED	CONCRETE, VIBRATORY POWER SCREED, 50' WIDTH	11 HP G		$18,535	7.87	1.74	2.97	0.25	1.76	12
	C25XX011	55' POWER SCREED	CONCRETE, VIBRATORY POWER SCREED, 55' WIDTH	11 HP G		$19,478	8.16	1.82	3.12	0.26	1.76	13
	C25XX012	6' POWER SCREED	CONCRETE, VIBRATORY POWER SCREED, 6' WIDTH	2 HP G		$1,711	0.90	0.16	0.27	0.02	0.32	1
	C25XX013	60' POWER SCREED	CONCRETE, VIBRATORY POWER SCREED, 60' WIDTH	11 HP G		$20,490	8.49	1.92	3.28	0.28	1.76	14

Table 2-1
Hourly Equipment Ownership and Operating Expense

CAT	ID.NO.	MODEL	REGION 3 EQUIPMENT DESCRIPTION	ENGINE HORSEPOWER AND FUEL TYPE MAIN	CARRIER	VALUE (TEV) 2015 ($)	TOTAL HOURLY RATES ($/HR) AVERAGE	STANDBY	ADJUSTABLE ELEMENTS DEPR	FCCM	FUEL	CWT
C25			*NO SPECIFIC MANUFACTURER (continued)*									
	C25XX014	65' POWER SCREED	CONCRETE, VIBRATORY POWER SCREED, 65' WIDTH	11 HP G		$21,432	8.78	2.01	3.43	0.29	1.76	15
	C25XX015	8' POWER SCREED	CONCRETE, VIBRATORY POWER SCREED, 8' WIDTH	1 HP G		$1,733	0.73	0.16	0.28	0.02	0.16	1
	SUBCATEGORY 0.25		**VIBRATORY LASER SCREED**									
	SOMERO ENTERPRISES, INC.											
	C25SV004	S-485	CONCRETE, VIBRATORY LASER SCREED, WALK BEHIND, 8' WIDTH	21 HP G		$84,605	18.10	4.62	6.96	1.14	3.15	11
	C25SV005	S-840	CONCRETE, VIBRATORY SCREED, WALK BEHIND, 8' WIDTH	21 HP G		$104,999	21.53	5.78	8.74	1.41	3.15	16
	C25SV008	MINI SCREED C	CONCRETE, VIBRATORY LASER SCREED, WALK BEHIND, 80" SCREED WIDTH	6 HP G		$37,582	7.46	2.03	3.05	0.50	0.90	5
	C25SV009	S-10A	CONCRETE, VIBRATORY LASER SCREED, 10' WIDTH X 20' BOOM	35 HP D-off		$168,455	31.54	9.41	14.29	2.26	2.59	75
	C25SV010	S-15R	CONCRETE, VIBRATORY LASER SCREED, 10' WIDTH X 20' BOOM	44 HP D-off		$362,205	64.99	20.49	31.24	4.87	3.28	97
	C25SV011	S-22E	CONCRETE, VIBRATORY LASER SCREED, 14' WIDTH X 20' BOOM	65 HP D-off		$447,302	81.10	25.36	38.69	6.01	4.82	136
	SUBCATEGORY 0.30		**MATERIAL/TOPPING SPREADERS**									
	SOMERO ENTERPRISES, INC.											
	C25SV006	STS-11M	CONCRETE, MATERIAL/TOPPING SPREADER, 6' WIDTH, 20' BOOM	35 HP D-off		$143,134	27.31	7.96	12.07	1.92	2.59	90
	C25SV007	XD 3.0	CONCRETE, VIBRATORY LASER SCREED, WALK BEHIND, 10' WIDTH	14 HP G		$71,512	14.62	3.97	6.02	0.96	2.10	9

Table 2-1
Hourly Equipment Ownership and Operating Expense

CAT	REGION 3 ID.NO.	MODEL	EQUIPMENT DESCRIPTION	ENGINE HORSEPOWER AND FUEL TYPE MAIN	CARRIER	VALUE (TEV) 2015 ($)	TOTAL HOURLY RATES ($/HR) AVERAGE	STANDBY	ADJUSTABLE ELEMENTS DEPR	FCCM	FUEL	CWT
C35 CONCRETE GUNITERS / SHOTCRETERS												
	SUBCATEGORY 0.00		**CONCRETE GUNITERS / SHOTCRETERS**									
	AIRPLACO EQUIPMENT CO., INC.											
	C35AF001	AG-15 WITH 634D MIXR	DRY-MIX GUNITE BATCH PLANT & PUMP, MAX 13 CY/HR, TRAILER MOUNTED, INCLUDES GUN	30 HP D-off		$84,864	22.91	5.66	9.07	1.12	2.58	43
	C35AF014	C10HHD	GUNITE MACHINE, MAX 15 CY/HR, HYDRAULIC MOTOR, 3/4" MAX AGGREGATE, 300' MAX VERTICAL, 1000' MAX HORIZONTAL (ADD 365-900 CFM COMPRESSOR)			$11,700	2.77	0.79	1.25	0.16	0.00	8
	C35AF002	C-10SL	GUNITE MACHINE, MAX 15 CY/HR, HOPPER, 9 HP AIR POWERED, 3/4" MAX AGGREGATE, 300' MAX VERTICAL, 1000' MAX HORIZONTAL (ADD 365-900 CFM COMPRESSOR			$13,981	3.31	0.94	1.50	0.19	0.00	6
	C35AF004	634D	DRY-MIX GUNITE BATCH PLANT & PUMP, MAX 13 CY/HR, TRAILER MOUNTED	30 HP D-off		$70,290	19.46	4.68	7.50	0.93	2.58	43
	EQUIPMENT NORTH											
	C35EN001	HALMAN EN CRETER	CONCRETE GUNITERS / SHOTCRETERS, SHOTCRETE HYDRAULIC SPRAYER ARM, 24' REACH (ADD TRUCK OR SMALL TRAILER & SHOTCRETE UNIT)	40 HP E		$182,253	49.73	12.18	19.53	2.41	2.91	91

Table 2-1
Hourly Equipment Ownership and Operating Expense

CAT	ID.NO.	MODEL	REGION 3 EQUIPMENT DESCRIPTION	ENGINE HORSEPOWER AND FUEL TYPE MAIN	ENGINE HORSEPOWER AND FUEL TYPE CARRIER	VALUE (TEV) 2015 ($)	TOTAL HOURLY RATES ($/HR) AVERAGE	TOTAL HOURLY RATES ($/HR) STANDBY	ADJUSTABLE ELEMENTS DEPR	ADJUSTABLE ELEMENTS FCCM	ADJUSTABLE ELEMENTS FUEL	CWT
	PUTZMEISTER INC.											
	C35PU001	R-900 BATCH MIX RIG	CONCRETE GUNITER/SHOTCRETER, DRY BATCH MIXER, 10 TON/HR, W/ELEVATOR FEEDER/ 20 CF CEMENT HOPPER/ 8 CF MIXER/ & PREDAMPENING SPRAY BAR, TRAILER MTD (ADD SHOTCRETE MACHINE OR ROTARY PUMP)	35 HP D-off		$46,595	15.34	3.09	4.94	0.62	3.01	47
	C35PU002	GRH-610 ROTARY GUN	CONCRETE GUNITER/SHOTCRETER, ROTARY PUMP, WET/DRY, 1 - 6 CY/HR, W/HOPPER/ 100' - 1.5" DIA HOSE/ & NOZZLE, CART MTD, (ADD 250 - 600 CFM COMPRESSOR)	5 HP E		$18,591	5.10	1.25	1.99	0.25	0.36	11
	C35PU003	N-2 PNEUMATIC GUN	CONCRETE GUNITER/SHOTCRETER, DRY MIX, 2 - 8 CY/HR, W/2 PRESSURIZED TANKS/ 100' - 1.5" DIA HOSE/ & NOZZLE (ADD 200 - 900 CFM COMPRESSOR)			$29,533	7.28	1.97	3.16	0.39	0.00	13
	C35PU004	AG-15 AUTOMATIC GUN	CONCRETE GUNITER/SHOTCRETER, ROTARY PUMP, WET/DRY, 3 - 15 CY/HR (ADD 300 - 900 CFM COMPRESSOR)			$14,958	3.94	1.00	1.60	0.20	0.00	7
	C35PU005	TK10	CONCRETE GUNITER/SHOTCRETER, GROUT/MUD JACK/ SHOTCRETE, 7 CY/HR, 2,085 PSI, 8 CF HOPPER, TRAILER MTD (ADD 3" HOSE LINE)	61 HP D-off		$53,559	18.98	3.57	5.71	0.71	5.25	40
	C35PU006	TK40	CONCRETE PUMP/SHOTCRETER, UP TO 40 CY/HR, 1150 PSI, 9.5 CF HOPPER, TRAILER MTD (ADD 3" HOSE LINE)	68 HP D-off		$71,867	23.45	4.78	7.65	0.95	5.85	56
	REED MANUFACTURING											
	C35RQ001	SOVA	CONCRETE GUNITER/SHOTCRETER, DRY MIX, UP TO 9 CY/HR, DUST EXTRACTION SYSTEM, 3/8" MAX AGGREGATE (ADD 315 CFM AIR COMPRESSOR)			$22,213	6.25	1.48	2.38	0.29	0.00	5

Table 2-1
Hourly Equipment Ownership and Operating Expense

CAT	ID.NO.	MODEL	REGION 3 EQUIPMENT DESCRIPTION	ENGINE HORSEPOWER AND FUEL TYPE MAIN	ENGINE HORSEPOWER AND FUEL TYPE CARRIER	VALUE (TEV) 2015 ($)	TOTAL HOURLY RATES ($/HR) AVERAGE	TOTAL HOURLY RATES ($/HR) STANDBY	ADJUSTABLE ELEMENTS DEPR	ADJUSTABLE ELEMENTS FCCM	ADJUSTABLE ELEMENTS FUEL	CWT
C35			***REED MANUFACTURING (continued)***									
	C35RQ002	LOVA 16	CONCRETE GUNITER/SHOTCRETER, DRY MIX, UP TO 12 CY/HR, DUST EXTRACTION SYSTEM, 5/8" MAX AGGREGATE (ADD 450 CFM AIR COMPRESSOR)			$14,601	5.44	0.97	1.56	0.19	0.00	7
	C35RQ004	209E	CONCRETE GUNITER, DRY MIX, UP TO 9 CY/HR, DUST EXTRACTION SYSTEM, 3/8" MAX AGGREGATE (ADD 5KW GENERATOR)	5 HP E		$28,284	7.19	1.89	3.03	0.37	0.36	5
C40 CONCRETE MIXING UNITS												
	SUBCATEGORY 0.00		**CONCRETE MIXING UNITS**									
	CEMEN TECH											
	C40CC001	SCD2-50	CONCRETE MIXERS, STATIONARY CONCRETE DISPENSER, 15 CY/HR, 2 - 4.5 CY MATERIAL CAPACITY	10 HP E		$54,750	18.41	5.12	8.76	0.74	0.68	23
	MULTIQUIP, INC.											
	C40MU005	MC44SE	CONCRETE MIXERS, MIXER, CONCRETE, 4 CF, TRAILER MTD	1 HP E		$2,425	0.99	0.21	0.36	0.03	0.03	5
	C40MU006	MC44SH	CONCRETE MIXERS, MIXER, CONCRETE, 4 CF, TRAILER MTD	6 HP G		$2,822	1.88	0.26	0.43	0.04	0.88	5
	C40MU007	MC64SE	CONCRETE MIXERS, MIXER, CONCRETE, 6 CF, TRAILER MTD	2 HP E		$3,463	1.55	0.32	0.53	0.05	0.14	7
	C40MU008	MC94SE	CONCRETE MIXERS, MIXER, CONCRETE, 9 CF, TRAILER MTD	2 HP E		$4,362	1.82	0.40	0.67	0.06	0.10	8
	C40MU001	WM70SH8	CONCRETE MIXERS, MIXER, PLASTER/MORTAR, 7 CF, TRAILER MTD	8 HP G		$3,848	2.64	0.35	0.59	0.05	1.28	8

Table 2-1
Hourly Equipment Ownership and Operating Expense

CAT	REGION 3 ID.NO.	MODEL	EQUIPMENT DESCRIPTION	ENGINE HORSEPOWER AND FUEL TYPE MAIN	CARRIER	VALUE (TEV) 2015 ($)	TOTAL HOURLY RATES ($/HR) AVERAGE	STANDBY	ADJUSTABLE ELEMENTS DEPR	FCCM	FUEL	CWT
C40			***MULTIQUIP, INC. (continued)***									
	C40MU002	WM120SHHD	CONCRETE MIXERS, MIXER, PLASTER/MORTAR, 12 CF, TRAILER MTD	13 HP G		$8,036	4.87	0.74	1.26	0.11	2.08	11
	C40MU003	MC64SH8	CONCRETE MIXERS, MIXER, CONCRETE, 6 CF, TRAILER MTD	8 HP G		$3,914	2.66	0.35	0.60	0.05	1.28	7
	C40MU004	MC94SH8	CONCRETE MIXERS, MIXER, CONCRETE, 9 CF, TRAILER MTD	8 HP G		$4,440	2.82	0.40	0.68	0.06	1.28	8
	NO SPECIFIC MANUFACTURER											
	C40XX001	6E	CONCRETE MIXERS, MIXER, PLASTER/MORTAR, 6 CF, ELECTRIC, PORTABLE	6 HP E		$3,096	1.73	0.29	0.50	0.04	0.37	5
	C40XX002	9.5G	CONCRETE MIXERS, MIXER, PLASTER/MORTAR, 9.5 CF, GAS, PORTABLE	6 HP G		$3,365	2.07	0.32	0.54	0.05	0.88	7
	C40XX003	9.5E	CONCRETE MIXERS, MIXER, PLASTER/MORTAR, 9.5 CF, ELECTRIC, PORTABLE	2 HP E		$3,488	1.46	0.33	0.56	0.05	0.10	5
	C40XX005	12E	CONCRETE MIXERS, MIXER, PLASTER/MORTAR, 12 CF, ELECTRIC, PORTABLE	5 HP E		$4,883	2.31	0.46	0.78	0.07	0.34	12
	C40XX006	16E	CONCRETE MIXERS, MIXER, PLASTER/MORTAR, 16 CF, ELECTRIC, PORTABLE	5 HP E		$8,727	3.53	0.82	1.40	0.12	0.34	17
	C40XX007	16G	CONCRETE MIXERS, MIXER, PLASTER/MORTAR, 16 CF, GAS, PORTABLE	13 HP G		$8,971	5.19	0.84	1.44	0.12	2.08	13

Table 2-1
Hourly Equipment Ownership and Operating Expense

CAT	REGION 3 ID.NO.	MODEL	EQUIPMENT DESCRIPTION	ENGINE HORSEPOWER AND FUEL TYPE MAIN	CARRIER	VALUE (TEV) 2015 ($)	TOTAL HOURLY RATES ($/HR) AVERAGE	STANDBY	ADJUSTABLE ELEMENTS DEPR	FCCM	FUEL	CWT
C45 CONCRETE PAVING MACHINES												
	SUBCATEGORY 0.00		**CONCRETE PAVING MACHINES**									
	CASE CORPORATION											
	C45CS001	DV209D	ROLLER, VIBRATORY, SELF-PROPELLED, DOUBLE DRUM, SMOOTH, 10.5 TON, 66" WIDE, 2X1 ASPHALT COMPACTOR	100 HP D-off		$191,361	67.45	15.27	25.51	2.51	8.60	211
	C45CS002	DV210D	ROLLER, VIBRATORY, SELF-PROPELLED, DOUBLE DRUM, SMOOTH, 11.5 TON, 66" WIDE, 2X1 ASPHALT COMPACTOR	100 HP D-off		$201,493	70.53	16.09	26.87	2.65	8.60	229
	GOMACO CORPORATION											
	C45GO026	C-450X	CONCRETE PAVING MACHINES, CYLINDER FINISHER, SINGLE DRUM, FINISHING WIDTH 57'	36 HP G		$106,374	39.18	8.49	14.18	1.40	6.22	64
	C45GO027	C-650-F	CONCRETE PAVING MACHINES, CYLINDER FINISHER, DOUBLE DRUM, FINISHING WIDTH 19'	50 HP D-off		$127,823	43.46	10.20	17.04	1.68	4.30	91
	C45GO028	C-650-S	CONCRETE PAVING MACHINES, CYLINDER FINISHER, DOUBLE DRUM, FINISHING WIDTH 19'	50 HP D-off		$183,927	60.45	14.68	24.52	2.42	4.30	126
	C45GO029	C-750	CONCRETE PAVING MACHINES, CYLINDER FINISHER, DOUBLE DRUM, FINISHING WIDTH 96'	36 HP G		$171,979	59.05	13.73	22.93	2.26	6.22	91
	C45GO013	GT-3200	CONCRETE PAVING MACHINES, CURB/GUTTER SLIPFORM PAVER, CRAWLER, 3-TRACK, 36" WIDE MOLD/FORM	92 HP D-off		$221,412	75.80	17.67	29.52	2.91	7.92	130

Table 2-1
Hourly Equipment Ownership and Operating Expense

CAT	ID.NO.	MODEL	REGION 3 EQUIPMENT DESCRIPTION	ENGINE HORSEPOWER AND FUEL TYPE MAIN	ENGINE HORSEPOWER AND FUEL TYPE CARRIER	VALUE (TEV) 2015 ($)	TOTAL HOURLY RATES ($/HR) AVERAGE	TOTAL HOURLY RATES ($/HR) STANDBY	ADJUSTABLE ELEMENTS DEPR	ADJUSTABLE ELEMENTS FCCM	ADJUSTABLE ELEMENTS FUEL	CWT
C45			***GOMACO CORPORATION (continued)***									
	C45GO014	GT-3600	CONCRETE PAVING MACHINES, CURB/GUTTER SLIPFORM PAVER, CRAWLER, 3-TRACK, 36'' WIDE MOLD/FORM	98 HP D-off		$243,512	83.06	19.44	32.47	3.20	8.43	210
	C45GO011	COMMANDER III (CURB	CONCRETE PAVING MACHINES, CURB/GUTTER SLIPFORM PAVER, CRAWLER, 3-TRACK, 36'' WIDE MOLD/FORM	185 HP D-on		$328,098	120.56	26.19	43.75	4.31	19.18	300
	C45GO012	COMMANDER III (4 TRA	CONCRETE PAVING MACHINES, CRAWLER , 4-TRACK, 16' PAVING WIDTH	169 HP D-off	5250	$506,691	169.51	40.44	67.56	6.66	14.54	369
	C45GO016	GP-2600 2 TRACK	CONCRETE PAVING MACHINES, SLIPFORM PAVER, CRAWLER, 2-TRACK, 24' PAVING WIDTH	230 HP D-off		$792,207	261.78	63.23	105.63	10.41	19.79	750
	C45GO018	GHP-2800 2 TRACK	CONCRETE PAVING MACHINES, SLIPFORM PAVER, CRAWLER, 2-TRACK, 24' PAVING WIDTH	335 HP D-off		$866,740	294.33	69.18	115.57	11.39	28.82	700
	C45GO020	GP-4000 2 TRACK	CONCRETE PAVING MACHINES, SLIPFORM PAVER, CRAWLER, 2-TRACK, 38' PAVING WIDTH	450 HP D-off		$1,091,457	373.32	87.11	145.53	14.34	38.72	880
	C45GO031	9500	CONCRETE PAVING MACHINES, TRIMMER/PLACER, W/16' TRIMMER HEAD	385 HP D-off		$538,652	199.75	42.99	71.82	7.08	33.13	729
	MILLER CURBER											
	C45MJ001	MC 650	CONCRETE PAVING MACHINES, CURB BUILDER, SLIPFORM PAVER, 6.1 CF HOPPER 6" AUGER	13 HP G		$8,643	5.13	0.69	1.15	0.11	2.25	8

Table 2-1
Hourly Equipment Ownership and Operating Expense

CAT	ID.NO.	MODEL	REGION 3 EQUIPMENT DESCRIPTION	ENGINE HORSEPOWER AND FUEL TYPE MAIN	CARRIER	VALUE (TEV) 2015 ($)	TOTAL HOURLY RATES ($/HR) AVERAGE	STANDBY	ADJUSTABLE ELEMENTS DEPR	FCCM	FUEL	CWT
C45			***MILLER CURBER (continued)***									
	C45MJ002	MC 250	CONCRETE PAVING MACHINES, CURB BUILDER, SLIPFORM PAVER, USE FOR DECORATIVE LANDSCAPE BORDERS, 0.86 CF HOPPER, 4" AUGER	4 HP G		$3,729	1.90	0.30	0.50	0.05	0.69	2
	C45MJ003	MC 550	CONCRETE PAVING MACHINES, CURB BUILDER, SLIPFORM PAVER, SLIPFORM PAVER, 6.1 CF HOPPER, 6" AUGER	13 HP G		$7,803	4.88	0.62	1.04	0.10	2.25	7
	C45MJ004	MC 900	CONCRETE PAVING MACHINES, CURB BUILDER, SLIPFORM PAVER, 9.0 CF HOPPER, 6" AUGER	20 HP G		$14,220	8.18	1.14	1.90	0.19	3.45	10
	M-B-W, INC.											
	C45MW002	C101	CONCRETE PAVING MACHINES, SLIPFORM PAVER, RUBBER TIRED, 12" MAX PAVING WIDTH, 18" MAX PAVING HEIGHT	27 HP D-off		$69,239	23.45	5.50	9.17	0.91	2.28	26
	C45MW003	CG200	CONCRETE PAVING MACHINES, SLIPFORM PAVER, RUBBER TIRED, 48" MAX PAVING WIDTH, 18" MAX PAVING HEIGHT	27 HP D-off		$91,645	30.21	7.27	12.14	1.20	2.28	34
C55 CONCRETE PUMPS												
	SUBCATEGORY 0.00		**CONCRETE PUMPS**									
	MULTIQUIP, INC.											
	C55MU001	C30HDG	CONCRETE PUMP, 25 CY/HR, SINGLE, TRAILER MTD	58 HP G		$30,292	17.58	2.05	3.38	0.36	9.28	29
	C55MU002	LS-400	CONCRETE PUMP, 45 CY/HR, SINGLE, TRAILER MTD	79 HP D-off		$61,865	21.78	4.22	6.96	0.74	6.42	49
	C55MU003	LS-600P	CONCRETE PUMP, 70 CY/HR, SINGLE, TRAILER MTD	108 HP D-off		$74,642	27.42	5.09	8.40	0.89	8.78	53

Table 2-1
Hourly Equipment Ownership and Operating Expense

CAT	REGION 3 ID.NO.	MODEL	EQUIPMENT DESCRIPTION	ENGINE HORSEPOWER AND FUEL TYPE MAIN	CARRIER	VALUE (TEV) 2015 ($)	TOTAL HOURLY RATES ($/HR) AVERAGE	STANDBY	ADJUSTABLE ELEMENTS DEPR	FCCM	FUEL	CWT
	OLIN PUMP											
	C55OE013	15 30	CONCRETE PUMP, 35 CY/HR,TRAILER MTD	48 HP D-off		$43,043	14.52	2.92	4.82	0.51	3.90	44
	C55OE011	15 95	CONCRETE PUMP, 100 CY/HR, TRAILER MTD TANDEM (OPEN LOOP HYDRAULIC SYSTEM)	173 HP D-off		$99,913	39.25	6.81	11.24	1.19	14.06	70
	REED MANUFACTURING											
	C55RQ003	A30	CONCRETE PUMP, 30 CY/HR, 903 PSI, TRAILER MTD	82 HP D-off		$57,529	21.03	3.92	6.45	0.69	6.66	46
	SCHWING AMERICA INC.											
	C55SC001	SP750-18	CONCRETE PUMP, 70 CY/HR, 1,100 PSI, TRAILER MTD	100 HP D-off		$83,264	28.73	5.65	9.32	0.99	8.13	75
	C55SC002	SP2000	CONCRETE PUMP, 76 CY/HR, 1,565 PSI, TRAILER MTD	174 HP D-off		$120,656	44.26	8.19	13.50	1.44	14.14	126
	C55SC005	S28X	CONCRETE PUMP, 117 CY/HR, 75' BOOM, TRUCK MTD	210 HP D-on		$354,418	105.54	23.83	39.21	4.22	20.56	359
	C55SC006	S32X	CONCRETE PUMP, 117 CY/HR, 92' BOOM, TRUCK MTD	210 HP D-on		$454,662	129.32	30.67	50.49	5.42	20.56	470
C60	**CONCRETE SAWS (Add cost for sawblade wear)**											
	SUBCATEGORY 0.00		**CONCRETE SAWS (Add cost for sawblade wear)**									
	HUSQVARNA FOREST & GARDEN CO.											
	C60HV027	FS 520	CONCRETE SAW, 7.70" MAX CUTTING DEPTH, WALK BEHIND(ADD COST FOR SAWBLADE WEAR & WATER)	21 HP G		$7,294	7.12	0.64	1.09	0.09	4.32	4

Table 2-1
Hourly Equipment Ownership and Operating Expense

CAT	ID.NO.	MODEL	REGION 3 EQUIPMENT DESCRIPTION	ENGINE HORSEPOWER AND FUEL TYPE MAIN	ENGINE HORSEPOWER AND FUEL TYPE CARRIER	VALUE (TEV) 2015 ($)	TOTAL HOURLY RATES ($/HR) AVERAGE	TOTAL HOURLY RATES ($/HR) STANDBY	ADJUSTABLE ELEMENTS DEPR	ADJUSTABLE ELEMENTS FCCM	ADJUSTABLE ELEMENTS FUEL	CWT
C60			***HUSQVARNA FOREST & GARDEN CO. (continued)***									
	C60HV028	CS 2512, PP455E	CONCRETE SAW, WIRE SAW SYSTEM, INCLUDES ELECTRIC POWERED PP455E HYDRAULIC POWER PACK (ADD UP TO 400V/63A SOURCE AND COST FOR SAW WIRE WEAR & WATER)	27 HP E		$61,593	22.63	5.39	9.24	0.77	2.36	4
	C60HV029	WS440 HF, PP440HF	CONCRETE SAW, SAW, 21" MAX CUTTING DEPTH, INCLUDES RAIL & ELECTRIC POWERED PP440HF HYDRAULIC POWER PACK (ADD UP TO 200V/32A SOURCE & COST FOR SAWBLADE WEAR & WATER)	17 HP E		$57,081	20.02	4.99	8.56	0.71	1.52	1
	C60HV001	CS10, PP440HF	CONCRETE SAW, WIRE SAW SYSTEM, INCLUDES ELECTRIC POWERED PP440HF HYDRAULIC POWER PACK (ADD 200V/32A SOURCE & COST FOR SAW WIRE WEAR & WATER)	17 HP E		$34,445	12.89	3.02	5.17	0.43	1.48	3
	C60HV002	K760 CUT-N-BREAK	CONCRETE SAW, 16" MAX DEPTH, HANDHELD, TWO 9" BLADE SYSTEM, CAN MAKE FLUSH FLOOR/WALL CUT (ADD COST FOR SAWBLADE WEAR & WATER)	5 HP G		$1,958	1.75	0.17	0.29	0.02	1.03	1
	C60HV003	K970 CHAIN	CONCRETE SAW, 16" MAX DEPTH, HANDHELD, CHAIN SAW, MINIMAL CORNER OVERCUT (ADD COST FOR SAWBLADE WEAR & WATER)	7 HP G		$2,151	2.17	0.19	0.32	0.03	1.34	1
	C60HV004	K970	CONCRETE SAW, 5" DEPTH, HANDHELD, 14" BLADE (ADD COST FOR SAWBLADE WEAR & WATER)	7 HP G		$1,577	2.00	0.14	0.24	0.02	1.34	1
	C60HV005	K970 RING	CONCRETE SAW, 10.6" DEPTH, HANDHELD, 14" DIA RING BLADE (ADD COST FOR SAWBLADE WEAR & WATER)	7 HP G		$3,968	2.75	0.35	0.60	0.05	1.34	1

Table 2-1
Hourly Equipment Ownership and Operating Expense

CAT	ID.NO.	MODEL	REGION 3 EQUIPMENT DESCRIPTION	ENGINE HORSEPOWER AND FUEL TYPE MAIN	CARRIER	VALUE (TEV) 2015 ($)	TOTAL HOURLY RATES ($/HR) AVERAGE	STANDBY	ADJUSTABLE ELEMENTS DEPR	FCCM	FUEL	CWT
C60			***HUSQVARNA FOREST & GARDEN CO. (continued)***									
	C60HV006	K1270	CONCRETE SAW, 4.6" DEPTH, HANDHELD, 14" BLADE (ADD COST FOR SAWBLADE WEAR & WATER)	8 HP G		$1,941	2.39	0.17	0.29	0.02	1.60	1
	C60HV007	K3000 CUT-N-BREAK	CONCRETE SAW, 16" MAX DEPTH, HANDHELD, TWO 9" BLADE SYSTEM, CAN MAKE FLUSH FLOOR/WALL CUT (ADD COST FOR SAWBLADE WEAR & WATER)	4 HP G		$1,895	1.41	0.16	0.28	0.02	0.74	1
	C60HV008	K760	CONCRETE SAW, 4.00" DEPTH, HAND HELD, 12" BLADE (ADD COST FOR SAWBLADE WEAR & WATER)	5 HP G		$1,099	1.49	0.09	0.16	0.01	1.03	1
	C60HV009	K3600 MKII	CONCRETE SAW, 10.6" DEPTH, HANDHELD, 14" DIA RING BLADE (ADD COST FOR SAWBLADE WEAR & WATER)	6 HP G		$3,896	2.55	0.34	0.58	0.05	1.19	1
	C60HV010	FS 400	CONCRETE SAW, 6.5" DEPTH, WALK BEHIND, 18" BLADE (ADD COST FOR SAWBLADE WEAR & WATER)	11 HP G		$1,967	3.15	0.17	0.30	0.02	2.26	2
	C60HV017	K6500 CHAIN	CONCRETE SAW, 18" MAX DEPTH, HANDHELD, CHAIN SAW, MINIMAL CORNER OVERCUT (ADD COST FOR SAWBLADE WEAR & WATER)	7 HP G		$5,955	3.56	0.52	0.89	0.07	1.52	1
	C60HV018	K6500 RING	CONCRETE SAW, 10.6" DEPTH, HANDHELD, 14" DIA RING BLADE (ADD COST FOR SAWBLADE WEAR & WATER)	7 HP G		$7,074	3.91	0.62	1.06	0.09	1.52	1
	C60HV019	WS220 & PP220	CONCRETE SAW, WALL SAW, 15.5" MAX CUTTING DEPTH, INCLUDES RAIL & ELECTRIC POWERED PP220 HYDRAULIC POWER PACK (ADD 200-480V/10A POWER SOURCE & COST FOR SAWBLADE WEAR & WATER)	6 HP E		$46,894	15.40	4.10	7.03	0.58	0.52	3

Table 2-1
Hourly Equipment Ownership and Operating Expense

CAT	ID.NO.	MODEL	REGION 3 EQUIPMENT DESCRIPTION	ENGINE HORSEPOWER AND FUEL TYPE MAIN	CARRIER	VALUE (TEV) 2015 ($)	TOTAL HOURLY RATES ($/HR) AVERAGE	STANDBY	ADJUSTABLE ELEMENTS DEPR	FCCM	FUEL	CWT
C60			***HUSQVARNA FOREST & GARDEN CO. (continued)***									
	C60HV020	FS 4600 G 20	CONCRETE SAW, 8.3" DEPTH, SELF-PROPELLED, 20" BLADE (ADD COST FOR SAWBLADE WEAR & WATER)	48 HP G		$24,065	18.61	2.11	3.61	0.30	9.88	12
	C60HV021	FS 4600 G 30	CONCRETE SAW, 12.5" DEPTH, SELF PROPELLED, 30" BLADE (ADD COST FOR SAWBLADE WEAR & WATER)	48 HP G		$27,579	19.71	2.41	4.14	0.34	9.88	12
	C60HV023	FS 3500 E 30	CONCRETE SAW, 12" DEPTH, SELF PROPELLED, 30" BLADE, 480V (ADD COST FOR SAWBLADE WEAR & WATER)	30 HP E		$18,467	9.51	1.62	2.77	0.23	2.62	12
	C60HV024	FS 4600 G 26	CONCRETE SAW, 12.5" DEPTH, SELF-PROPELLED, 26" BLADE (ADD COST FOR SAWBLADE WEAR & WATER)	48 HP G		$27,527	19.69	2.41	4.13	0.34	9.88	12
	C60HV025	FS 309 G 14	CONCRETE SAW, 4.625" DEPTH, MANUAL, 14" BLADE (ADD COST FOR SAWBLADE WEAR & WATER)	9 HP G		$1,779	2.63	0.16	0.27	0.02	1.85	2
	C60HV026	FS 513 G 18	CONCRETE SAW, 6.625" DEPTH, SELF-PROPELLED, 18" BLADE (ADD COST FOR SAWBLADE WEAR & WATER)	11 HP G		$4,621	3.97	0.41	0.69	0.06	2.26	4
	C60HV031	WS463 & PP455E	CONCRETE SAW, WALL SAW, 29" MAX CUTTING DEPTH, INCLUDES RAIL & ELECTRIC POWERED PP455E HYDRAULIC POWER PACK (ADD UP TO 400V/63A POWER SOURCE & COST FOR SAWBLADE WEAR & WATER)	34 HP E		$64,110	24.29	5.61	9.62	0.80	2.97	4
	C60HV032	WS482HF & PP490	CONCRETE SAW, WALL SAW, 29" MAX CUTTING DEPTH, INCLUDES RAIL & ELECTRIC POWERED PP490 HYDRAULIC POWER PACK (ADD 480V POWER SOURCE AND ADD COST FOR BLADE WEAR/WATER)	26 HP E		$76,675	27.21	6.70	11.50	0.95	2.27	2

Table 2-1
Hourly Equipment Ownership and Operating Expense

CAT	ID.NO.	MODEL	REGION 3 EQUIPMENT DESCRIPTION	ENGINE HORSEPOWER AND FUEL TYPE MAIN	ENGINE HORSEPOWER AND FUEL TYPE CARRIER	VALUE (TEV) 2015 ($)	TOTAL HOURLY RATES ($/HR) AVERAGE	TOTAL HOURLY RATES ($/HR) STANDBY	ADJUSTABLE ELEMENTS DEPR	ADJUSTABLE ELEMENTS FCCM	ADJUSTABLE ELEMENTS FUEL	CWT
C60			***HUSQVARNA FOREST & GARDEN CO. (continued)***									
	C60HV033	WSC40	CONCRETE SAW, CHAIN WALL SAW ACCESSORY, 16" MAX CUTTING DEPTH, USED FOR CORNERS & SMALL OPENINGS DUE TO MINIMAL OVERCUT REQUIRED (ATTACHMENT FOR HUSQVARNA WS482HF OR WS440)(ADD COST FOR CHAIN WEAR)	10 HP E		$13,298	5.40	1.17	1.99	0.17	0.87	1
	C60HV011	FS 7000 D 20	CONCRETE SAW, 8" DEPTH, SELF PROPELLED, 20" BLADE (ADD COST FOR SAWBLADE WEAR & WATER)	74 HP D-on		$35,183	21.48	3.08	5.28	0.44	9.16	21
	C60HV014	FS 3500 E 26	CONCRETE SAW, 12" DEPTH, SELF PROPELLED, 26" BLADE, 480V (ADD COST FOR SAWBLADE WEAR & WATER)	30 HP E		$18,361	9.47	1.61	2.75	0.23	2.62	12
	C60HV012	FS 7000 D 36	CONCRETE SAW, 15" DEPTH, SELF PROPELLED, 36" BLADE, CLUTCH & ETRAC SYSTEM (ADD COST FOR SAWBLADE WEAR & WATER)	74 HP D-on		$38,669	22.56	3.38	5.80	0.48	9.16	21
	C60HV013	FS 7000 D 42	CONCRETE SAW, 17.25" DEPTH, SELF PROPELLED, 42" BLADE (ADD COST FOR SAWBLADE WEAR & WATER)	74 HP D-on		$36,452	21.87	3.19	5.47	0.45	9.16	21
	C60HV016	FS 8400 D	CONCRETE SAW, 14.875" DEPTH, SELF PROPELLED, 36" BLADE (ADD COST FOR SAWBLADE WEAR & WATER)	84 HP D-on		$46,365	26.39	4.06	6.95	0.58	10.40	21

Table 2-1
Hourly Equipment Ownership and Operating Expense

CAT	REGION 3 ID.NO.	MODEL	EQUIPMENT DESCRIPTION	ENGINE HORSEPOWER AND FUEL TYPE MAIN	CARRIER	VALUE (TEV) 2015 ($)	TOTAL HOURLY RATES ($/HR) AVERAGE	STANDBY	ADJUSTABLE ELEMENTS DEPR	FCCM	FUEL	CWT
C65 CONCRETE VIBRATORS												
	SUBCATEGORY 0.00		**CONCRETE VIBRATORS**									
	ALLEN ENGINEERING CORP.											
	C65AJ025	AHFV22	CONCRETE VIBRATOR, 2.2" HEAD, 21' SHAFT (INCLUDES 1.5 HP GAS MOTOR)	2 HP G		$1,585	1.55	0.20	0.36	0.02	0.22	1
	MULTIQUIP, INC.											
	C65MU001	CV1A	CONCRETE VIBRATOR, 1.375" HEAD, 21' SHAFT (ADD 2KW GENERATOR)	1 HP E		$597	0.58	0.08	0.13	0.01	0.06	1
	C65MU002	CV2A	CONCRETE VIBRATOR, 2.175" HEAD, 21' SHAFT (ADD 2KW GENERATOR)	2 HP E		$661	0.73	0.09	0.15	0.01	0.13	1
	C65MU003	CV3A	CONCRETE VIBRATOR, 2.625" HEAD, 21' SHAFT (ADD 2KW GENERATOR)	3 HP E		$794	0.92	0.10	0.18	0.01	0.19	1
	C65MU004	G55H	CONCRETE VIBRATOR, 2.325" HEAD, 21' SHAFT, W/GAS MOTOR ON CART	6 HP G		$1,622	2.24	0.20	0.36	0.02	0.82	2
	WACKER CORPORATION											
	C65WC006	IRFU 57 W/ A5000	CONCRETE VIBRATOR, 2.3" HEAD, 16.5' SHAFT, HI-FREQ INTERNAL, GAS POWERED MOTOR	6 HP G		$3,188	3.66	0.40	0.72	0.04	0.82	1
	C65WC005	H45 HEAD W/ A5000	CONCRETE VIBRATOR, 1.75" HEAD, 13' SHAFT, W/GAS MOTOR	6 HP G		$3,186	3.52	0.40	0.72	0.04	0.82	1
	C65WC003	IRFU 57 W/ M2500	CONCRETE VIBRATOR, 2.3" HEAD, 16.5' SHAFT, HI-FREQ INTERNAL (ADD 2KV GENERATOR)	3 HP E		$2,952	2.82	0.37	0.66	0.04	0.19	1

Table 2-1
Hourly Equipment Ownership and Operating Expense

CAT	REGION 3 ID.NO.	MODEL	EQUIPMENT DESCRIPTION	ENGINE HORSEPOWER AND FUEL TYPE MAIN	CARRIER	VALUE (TEV) 2015 ($)	TOTAL HOURLY RATES ($/HR) AVERAGE	STANDBY	ADJUSTABLE ELEMENTS DEPR	FCCM	FUEL	CWT
C75 CRANES, HYDRAULIC, SELF PROPELLED												
	SUBCATEGORY 0.00		**CRANES, HYDRAULIC, SELF-PROPELLED**									
	BRODERSON MANUFACTURING CORPORATION											
	C75BD012	IC-35-2G	CRANES, HYDRAULIC, SELF-PROPELLED, YARD, 4.0 TON, 19' BOOM, 4X2, NON-ROTATING OPERATOR'S CAB, BOOM ROTATES 360	49 HP D-off		$127,409	20.35	5.32	7.68	1.48	4.22	79
	C75BD013	IC-20-1J	CRANES, HYDRAULIC, SELF-PROPELLED, YARD, 2.5 TON, 15' BOOM, 4X2, NON-ROTATING OPERATOR'S CAB, BOOM ROTATES 90	49 HP D-off		$103,758	17.47	4.33	6.24	1.21	4.22	64
	C75BD014	IC-80-1J	CRANES, HYDRAULIC, SELF-PROPELLED, YARD, 9 TON, 24' BOOM, 4X4, NON-ROTATING OPERATOR'S CAB, BOOM ROTATES 360	74 HP D-off		$172,076	28.24	7.18	10.36	2.00	6.37	162
	C75BD015	IC-250-3E	CRANES, HYDRAULIC, SELF-PROPELLED, YARD, 18.0 TON, 50' BOOM, 4X4, NON-ROTATING OPERATOR'S CAB, BOOM ROTATES 360	100 HP D-off		$292,012	45.67	12.15	17.50	3.40	8.60	377
	C75BD016	RT-300-2G	CRANES, HYDRAULIC, SELF-PROPELLED, YARD, 15.0 TON, 60' BOOM, 4X4, 20' OFFSET, NON-ROTATING OPERATOR'S CAB, BOOM ROTATES 360	163 HP D-off		$357,508	62.43	14.69	21.04	4.17	14.02	448
	C75BD017	IC-40-2D	CRANES, HYDRAULIC, SELF-PROPELLED, YARD, 4.5 TON, 19' BOOM, 4X4, NON-ROTATING OPERATOR'S CAB, BOOM ROTATES 360	49 HP D-off		$137,129	23.14	5.38	7.56	1.60	4.22	90

Table 2-1
Hourly Equipment Ownership and Operating Expense

CAT	ID.NO.	MODEL	REGION 3 EQUIPMENT DESCRIPTION	ENGINE HORSEPOWER AND FUEL TYPE MAIN	CARRIER	VALUE (TEV) 2015 ($)	TOTAL HOURLY RATES ($/HR) AVERAGE	STANDBY	ADJUSTABLE ELEMENTS DEPR	FCCM	FUEL	CWT
C75			***BRODERSON MANUFACTURING CORPORATION (continued)***									
	C75BD018	IC-200-3J	CRANES, HYDRAULIC, SELF-PROPELLED, YARD, 15.0 TON, 50' BOOM, 4X4, NON-ROTATING OPERATOR'S CAB, BOOM ROTATES 360	100 HP D-off		$255,094	41.18	10.60	15.26	2.97	8.60	311
	C75BD019	IC-400-3A	CRANES, HYDRAULIC, SELF-PROPELLED, YARD, 25 TON, 64' BOOM, 4X4, NON-ROTATING OPERATOR'S CAB, BOOM ROTATES 360	160 HP D-off		$360,628	60.80	14.99	21.58	4.20	13.77	549
	GROVE CRANES (MANITOWOC)											
	C75GV029	GCD15	CRANES, HYDRAULIC, SELF-PROPELLED, YARD, 15 TON, 41' BOOM, 4X4, NON-ROTATING OPERATOR'S CAB	74 HP D-off		$193,333	30.85	8.08	11.65	2.25	6.37	175
	C75GV023	RT530E-2	CRANES, HYDRAULIC, SELF-PROPELLED, ROUGH TERRAIN, 30 TON, 95' BOOM, 4X4	164 HP D-off		$441,453	71.37	18.35	26.42	5.14	14.11	583
	C75GV016	RT9130E-2	CRANES, HYDRAULIC, SELF-PROPELLED, ROUGH TERRAIN, 130 TON, 160' BOOM, 4X4, W/HOOK BLOCK & BALL	320 HP D-off		$1,524,419	230.62	62.58	89.64	17.76	27.53	1,762
	C75GV031	RT765E2	CRANES, HYDRAULIC, SELF-PROPELLED, ROUGH TERRAIN, 60 TON, 110' BOOM, 4X4, W/HOOK BLOCK & BALL	260 HP D-off		$710,253	123.93	28.57	40.57	8.28	22.37	894
	C75GV032	GRT880	CRANES, HYDRAULIC, SELF-PROPELLED, ROUGH TERRAIN, 80 TON, 135' BOOM, 4X4, W/HOOK BLOCK & BALL	275 HP D-off		$833,122	137.59	34.01	48.59	9.71	23.66	1,113
	LINK-BELT CONSTRUCTION EQUIPMENT CO.											
	C75LB001	RTC 8050 SERIES II	CRANES, HYDRAULIC, SELF-PROPELLED, ROUGH TERRAIN, 50 TON, 110' BOOM, 4X4	195 HP D-off		$538,018	88.16	22.20	31.86	6.27	16.78	747

Table 2-1
Hourly Equipment Ownership and Operating Expense

CAT	ID.NO.	MODEL	REGION 3 EQUIPMENT DESCRIPTION	ENGINE HORSEPOWER AND FUEL TYPE MAIN	CARRIER	VALUE (TEV) 2015 ($)	TOTAL HOURLY RATES ($/HR) AVERAGE	STANDBY	ADJUSTABLE ELEMENTS DEPR	FCCM	FUEL	CWT
C75			***LINK-BELT CONSTRUCTION EQUIPMENT CO. (continued)***									
	C75LB002	RTC 8090 SERIES II	CRANES, HYDRAULIC, SELF-PROPELLED, ROUGH TERRAIN, 90 TON, 140' BOOM, 4X4	270 HP D-off		$854,460	141.46	34.73	49.53	9.96	23.23	807
	C75LB003	RTC 80110 SERIES II	CRANES, HYDRAULIC, SELF-PROPELLED, ROUGH TERRAIN, 100 TON, 140' BOOM, 6X6	345 HP D-off		$1,098,265	174.62	45.35	65.09	12.80	29.68	1,300
	C75LB004	RTC 80150 SERIES II	CRANES, HYDRAULIC, SELF-PROPELLED, ROUGH TERRAIN, 150 TON, 195' BOOM, 6X6	345 HP D-off		$1,379,768	208.93	57.18	82.19	16.08	29.68	1,432
	C75LB005	TCC 750	CRANES, HYDRAULIC, TELESCOPIC BOOM, CRAWLER, 75 TON, 116' BOOM	215 HP D-off		$887,203	128.72	37.28	53.87	10.34	18.50	1,455
	C75LB006	75 RT	CRANES, HYDRAULIC, SELF-PROPELLED, ROUGH TERRAIN, 75 TON, 142' BOOM, 4X4	270 HP D-off		$743,872	123.63	30.53	43.71	8.67	23.23	930
	C75LB007	TCC 1400	CRANES, HYDRAULIC, TELESCOPIC BOOM, CRAWLER, 75 TON, 116' BOOM	320 HP D-off		$1,373,770	198.06	57.72	83.41	16.01	27.53	2,333
	TADANO MANTIS											
	C75TD001	6010	CRANES, HYDRAULIC, TELESCOPIC BOOM, CRAWLER, 30 TON, 33' - 80' BOOM, LIFTING	173 HP D-off		$485,769	75.76	20.41	29.49	5.66	14.88	629
	C75TD002	9010	CRANES, HYDRAULIC, TELESCOPIC BOOM, CRAWLER, 45 TON, 34' - 105' BOOM, LIFTING	206 HP D-off		$721,883	107.69	30.33	43.83	8.41	17.72	939
	C75TD009	GR-350XL-2	CRANES, HYDRAULIC, SELF-PROPELLED, ROUGH TERRAIN, 35 TON, 112' BOOM, 4X4	180 HP D-off		$386,260	64.31	16.23	23.45	4.50	15.49	537

Table 2-1
Hourly Equipment Ownership and Operating Expense

CAT	REGION 3 ID.NO.	MODEL	EQUIPMENT DESCRIPTION	ENGINE HORSEPOWER AND FUEL TYPE MAIN	CARRIER	VALUE (TEV) 2015 ($)	TOTAL HOURLY RATES ($/HR) AVERAGE	STANDBY	ADJUSTABLE ELEMENTS DEPR	FCCM	FUEL	CWT
C75			***TADANO MANTIS (continued)***									
	C75TD010	GR-550XL-2	CRANES, HYDRAULIC, SELF-PROPELLED, ROUGH TERRAIN, 55TON, 175' BOOM, 4X4	247 HP D-off		$494,340	83.89	20.77	30.01	5.76	21.25	882
	C75TD011	GR-750XL-2	CRANES, HYDRAULIC, SELF-PROPELLED, ROUGH TERRAIN, 75 TON, 180' BOOM, 4X4	247 HP D-off		$661,743	104.30	27.80	40.18	7.71	21.25	945
	TEREX CORPORATION											
	C75TE006	RT-555	CRANES, HYDRAULIC, SELF-PROPELLED, ROUGH TERRAIN, 55 TON, 110' BOOM, 4X4	173 HP D-off		$567,166	88.94	23.50	33.77	6.61	14.88	922
	C75TE001	RT230	CRANES, HYDRAULIC, SELF-PROPELLED, ROUGH TERRAIN, 30 TON, 94' BOOM, 4X4	130 HP D-off		$455,076	70.52	18.85	27.10	5.30	11.19	563
C80	**CRANES, HYDRAULIC, TRUCK MOUNTED**											
	SUBCATEGORY 0.01		**UNDER 26 TON**									
	NO SPECIFIC MANUFACTURER											
	C80XX002	BT4792	CRANES, HYDRAULIC, TRUCK MTD, BOOM TRUCK, 23.5 TON, 102' BOOM, 6X2	350 HP D-on		$224,198	60.57	9.20	13.17	2.61	31.25	600
	C80XX001	1970C	CRANES, HYDRAULIC, TRUCK MTD, BOOM TRUCK, 19 TON, 80' BOOM, 4X2	240 HP D-off		$151,380	37.04	6.24	8.96	1.76	17.78	330
	SUBCATEGORY 0.02		**26 TON THRU 65 TON**									
	GROVE CRANES (MANITOWOC)											
	C80GV029	TMS750E	CRANES, HYDRAULIC, TRUCK MTD, 50 TON, 110' BOOM, 8X4X4	450 HP D-on		$923,116	139.77	34.87	48.39	10.67	40.18	926

Table 2-1
Hourly Equipment Ownership and Operating Expense

CAT	ID.NO.	MODEL	REGION 3 EQUIPMENT DESCRIPTION	ENGINE HORSEPOWER AND FUEL TYPE MAIN	CARRIER	VALUE (TEV) 2015 ($)	TOTAL HOURLY RATES ($/HR) AVERAGE	STANDBY	ADJUSTABLE ELEMENTS DEPR	FCCM	FUEL	CWT
C80			***GROVE CRANES (MANITOWOC) (continued)***									
	C80GV033	GMK3060	CRANES, HYDRAULIC, TRUCK MTD, ALL TERRAIN, 69 TON, 141' BOOM, 6X4X6	355 HP D-on		$812,803	122.44	30.31	41.84	9.39	31.69	782
	C80GV030	TMS760E	CRANES, HYDRAULIC, TRUCK MTD, 60 TON, 110' BOOM, 8X4X4	450 HP D-on		$923,116	139.77	34.87	48.39	10.67	40.18	926
	LINK-BELT CONSTRUCTION EQUIPMENT CO.											
	C80LB009	HTC-8640 SL	CRANES, HYDRAULIC, TRUCK MTD, 40 TON, 110' BOOM, 8X4	365 HP D-on		$606,511	98.83	22.84	31.66	7.01	32.59	655
	C80LB011	HTC-8660 SERIIES II	CRANES, HYDRAULIC, TRUCK MTD, 60 TON, 110' BOOM, 8X4	365 HP D-on		$631,932	101.43	23.81	33.01	7.30	32.59	655
	TEREX CORPORATION											
	C80TE007	T340-1	CRANES, HYDRAULIC, TRUCK MTD, ALL TERRAIN, 40 TON, 94' BOOM, 6X4	300 HP D-on		$546,578	86.05	20.65	28.65	6.32	26.78	556
	C80TE009	T560-1	CRANES, HYDRAULIC, TRUCK MTD, ALL TERRAIN, 60 TON, 110' BOOM, 8X4	450 HP D-on		$755,278	122.32	28.54	39.62	8.73	40.18	977
	SUBCATEGORY 0.03		**66 TON THRU 125 TON**									
	GROVE CRANES (MANITOWOC)											
	C80GV034	GMK4100L-1	CRANES, HYDRAULIC, TRUCK MTD, ALL TERRAIN, 115 TON, 197' BOOM, 8X6X8	430 HP D-on		$1,524,996	194.85	52.88	70.80	17.48	38.39	1,029
	C80GV035	TMS800E	CRANES, HYDRAULIC, TRUCK MTD, 80 TON, 128' BOOM, 8X4X4	402 HP D-on		$1,052,351	142.66	36.62	49.12	12.06	35.89	1,049
	LINK-BELT CONSTRUCTION EQUIPMENT CO.											
	C80LB002	HTC 86100	CRANES, HYDRAULIC, TRUCK MTD, ALL TERRAIN, 100 TON, 140' BOOM, 10X6	450 HP D-off		$905,835	125.46	31.53	42.29	10.38	33.34	795

Table 2-1
Hourly Equipment Ownership and Operating Expense

CAT	ID.NO.	MODEL	REGION 3 EQUIPMENT DESCRIPTION	ENGINE HORSEPOWER AND FUEL TYPE MAIN	ENGINE HORSEPOWER AND FUEL TYPE CARRIER	VALUE (TEV) 2015 ($)	TOTAL HOURLY RATES ($/HR) AVERAGE	TOTAL HOURLY RATES ($/HR) STANDBY	ADJUSTABLE ELEMENTS DEPR	ADJUSTABLE ELEMENTS FCCM	ADJUSTABLE ELEMENTS FUEL	CWT
C80			*LINK-BELT CONSTRUCTION EQUIPMENT CO. (continued)*									
	C80LB003	HTC 86100	CRANES, HYDRAULIC, TRUCK MTD, ALL TERRAIN, 100 TON, 140' BOOM, 10X6	450 HP D-off		$905,835	125.46	31.53	42.29	10.38	33.34	795
	TADANO MANTIS											
	C80TD006	ATF 70G-4	CRANES, HYDRAULIC, TRUCK MTD, ALL TERRAIN, 75 TON, 145' BOOM, 8X6	129 HP D-off	435 HP D-on	$976,888	117.72	33.61	44.82	11.20	15.82	1,067
	C80TD007	ATF 100G-6	CRANES, HYDRAULIC, TRUCK MTD, ALL TERRAIN, 110 TON, 168' BOOM, 8X6	175 HP D-off	435 HP D-on	$1,132,653	136.86	39.04	52.11	12.98	19.23	945
	TEREX CORPORATION											
	C80TE001	CROSSOVER 8000	CRANES, HYDRAULIC, TRUCK MTD, 80 TON, 126' TELESCOPIC BOOM, 6X10	485 HP D-on		$678,303	114.43	23.52	31.48	7.78	43.30	989
	SUBCATEGORY 0.04		**OVER 125 TON**									
	GROVE CRANES (MANITOWOC)											
	C80GV016	GMK6300L	CRANES, HYDRAULIC, TRUCK MTD, ALL TERRAIN, 350 TON, 263' BOOM, 12X8	286 HP D-off	551 HP D-on	$3,119,986	328.27	101.19	131.20	35.59	29.12	1,843
	LINK-BELT CONSTRUCTION EQUIPMENT CO.											
	C80LB001	HTC 3140 LB	CRANES, HYDRAULIC, TRUCK MTD, ALL TERRAIN, 140 TON, 195' BOOM, 10X6	581 HP D-off		$1,459,091	184.05	47.34	61.40	16.64	43.05	1,099
	TADANO MANTIS											
	C80TD004	ATF-130G-5	CRANES, HYDRAULIC, TRUCK MTD, ALL TERRAIN, 160 TON, 197' BOOM, 10X6	173 HP D-off	551 HP D-on	$1,371,912	155.55	44.22	57.14	15.65	20.75	1,330

Table 2-1
Hourly Equipment Ownership and Operating Expense

CAT	REGION 3 ID.NO.	MODEL	EQUIPMENT DESCRIPTION	ENGINE HORSEPOWER AND FUEL TYPE MAIN	CARRIER	VALUE (TEV) 2015 ($)	TOTAL HOURLY RATES ($/HR) AVERAGE	STANDBY	ADJUSTABLE ELEMENTS DEPR	FCCM	FUEL	CWT
C85 CRANES, MECHANICAL, LATTICE BOOM, CRAWLER MOUNTED												
	SUBCATEGORY 0.12		**DRAGLINE, CLAMSHELL, OVER 1.0 CY THRU 2.5 CY**									
	LINK-BELT CONSTRUCTION EQUIPMENT CO.											
	C85LB019	138 HSL	CRANES, MECHANICAL, LATTICE BOOM, CRAWLER, DRAGLINE/CLAMSHELL, 80 TON, 100' BOOM (ADD BUCKET) (3 TRUCK LOADS FOR MOB/DMOB)	270 HP D-off		$830,168	108.62	30.70	41.51	9.94	16.78	1,454
	TEREX CORPORATION											
	C85TE004	HC 80	CRANES, MECHANICAL, LATTICE BOOM, CRAWLER, 80 TON, 100' BOOM, LIFTING/CLAMSHELL	185 HP D-off		$717,768	90.51	26.54	35.89	8.59	11.50	1,430
	SUBCATEGORY 0.13		**DRAGLINE, CLAMSHELL, OVER 2.5 CY THRU 5.0 CY**									
	LINK-BELT CONSTRUCTION EQUIPMENT CO.											
	C85LB021	238 HSL	CRANES, MECHANICAL, LATTICE BOOM, CRAWLER, DRAGLINE/CLAMSHELL, 150 TON, 100' BOOM (ADD BUCKET)(7 TRUCK LOADS FOR MOB/DMOB)	270 HP D-off		$1,360,128	157.06	46.41	60.45	16.18	16.78	2,627
	MANITOWOC ENGINEERING CO.											
	C85MA016	8000-1	CRANES, MECHANICAL, LATTICE BOOM, CRAWLER, DRAGLINE/CLAMSHELL, 3.5 CY, 50'-200' BOOM (ADD BUCKET)	285 HP D-off		$643,844	84.93	21.97	28.62	7.66	17.71	1,656

Table 2-1
Hourly Equipment Ownership and Operating Expense

CAT	REGION 3 ID.NO.	MODEL	EQUIPMENT DESCRIPTION	ENGINE HORSEPOWER AND FUEL TYPE MAIN	CARRIER	VALUE (TEV) 2015 ($)	TOTAL HOURLY RATES ($/HR) AVERAGE	STANDBY	ADJUSTABLE ELEMENTS DEPR	FCCM	FUEL	CWT
	TEREX CORPORATION											
	C85TE005	HC 110-1	CRANES, MECHANICAL, LATTICE BOOM, CRAWLER, 100 TON, 100' BOOM, LIFTING/CLAMSHELL	240 HP D-off		$936,901	111.81	31.96	41.64	11.14	14.91	1,911
	C85TE006	HC 165	CRANES, MECHANICAL, LATTICE BOOM, CRAWLER, DRAGLINE/CLAMSHELL, 165 TON, 80' BOOM (ADD BUCKET)	310 HP D-off		$1,442,587	168.16	49.22	64.11	17.16	19.26	3,090
	SUBCATEGORY 0.14		**DRAGLINE, CLAMSHELL, OVER 5.0 CY**									
	MANITOWOC ENGINEERING CO.											
	C85MA001	14000	CRANES, MECHANICAL, LATTICE BOOM, CRAWLER, DRAGLINE/CLAMSHELL, UP TO 6.0 CY, 213' BOOM (12 TRUCK LOADS TO MOB/DMOB)(ADD BUCKET)	340 HP D-off		$1,478,584	166.97	47.07	59.14	17.50	21.13	4,590
	C85MA003	999	CRANES, MECHANICAL, LATTICE BOOM, CRAWLER, DRAGLINE/CLAMSHELL, 7.0 CY, 140' BOOM (ADD BUCKET)	375 HP D-off		$1,856,490	206.13	59.11	74.26	21.98	23.30	5,100
	SUBCATEGORY 0.23		**LIFTING, 51 TON THRU 150 TON**									
	KOBELCO AMERICA INC.											
	C85KC009	CK1100G	CRANES, MECHANICAL, LATTICE BOOM, CRAWLER, 110 TON, 200' BOOM, LIFTING	285 HP D-off		$816,749	88.14	26.68	34.71	9.32	12.94	1,985
	C85KC010	CK1600G	CRANES, MECHANICAL, LATTICE BOOM, CRAWLER, 160 TON, 250' BOOM, LIFTING	363 HP D-off		$1,332,046	138.73	43.50	56.61	15.19	16.48	3,042
	C85KC005	CK850G	CRANES, MECHANICAL, LATTICE BOOM, CRAWLER, 85 TON, 150' BOOM, LIFTING	285 HP D-off		$654,071	73.37	21.36	27.80	7.46	12.94	1,656

Table 2-1
Hourly Equipment Ownership and Operating Expense

CAT	REGION 3 ID.NO.	MODEL	EQUIPMENT DESCRIPTION	ENGINE HORSEPOWER AND FUEL TYPE MAIN	CARRIER	VALUE (TEV) 2015 ($)	TOTAL HOURLY RATES ($/HR) AVERAGE	STANDBY	ADJUSTABLE ELEMENTS DEPR	FCCM	FUEL	CWT
	LINK-BELT CONSTRUCTION EQUIPMENT CO.											
	C85LB001	138 HSL	CRANES, MECHANICAL, LATTICE BOOM, CRAWLER, 80 TON, 40' TUBULAR BOOM, LIFTING (3 TRUCK LOADS FOR MOB/DMOB)	270 HP D-off		$830,168	88.61	27.11	35.28	9.47	12.26	1,454
	C85LB014	228 HSL	CRANES, MECHANICAL, LATTICE BOOM, CRAWLER, 130 TON, 80' BOOM, LIFTING	270 HP D-off		$1,088,008	112.01	35.53	46.24	12.41	12.26	2,351
	C85LB015	238 HSL	CRANES, MECHANICAL, LATTICE BOOM, CRAWLER, 150 TON, 240' BOOM, LIFTING (7 TRUCK LOADS FOR MOB/DMOB)	270 HP D-off		$1,360,128	136.71	44.42	57.81	15.51	12.26	2,627
	MANITOWOC ENGINEERING CO.											
	C85MA015	8000-1	CRANES, MECHANICAL, LATTICE BOOM, CRAWLER, 80 TON, 50'-200' BOOM, LIFTING	285 HP D-off		$643,844	72.44	21.02	27.36	7.34	12.94	1,656
	TEREX CORPORATION											
	C85TE008	HC 80	CRANES, MECHANICAL, LATTICE BOOM, CRAWLER, 80 TON, 100' BOOM, LIFTING/CLAMSHELL	185 HP D-off		$717,768	74.25	23.45	30.51	8.19	8.40	1,430
	C85TE009	HC 110-1	CRANES, MECHANICAL, LATTICE BOOM, CRAWLER, 100 TON, 100' BOOM, LIFTING/CLAMSHELL	240 HP D-off		$936,901	96.83	30.60	39.82	10.69	10.90	1,911
	SUBCATEGORY 0.24		**LIFTING, OVER 150 TON**									
	KOBELCO AMERICA INC.											
	C85KC011	CK2750G	CRANES, MECHANICAL, LATTICE BOOM, CRAWLER, 275 TON, 300' BOOM, LIFTING	363 HP D-off		$1,796,573	175.07	55.10	69.41	20.39	16.48	4,877

Table 2-1
Hourly Equipment Ownership and Operating Expense

CAT	REGION 3 ID.NO.	MODEL	EQUIPMENT DESCRIPTION	ENGINE HORSEPOWER AND FUEL TYPE MAIN	CARRIER	VALUE (TEV) 2015 ($)	TOTAL HOURLY RATES ($/HR) AVERAGE	STANDBY	ADJUSTABLE ELEMENTS DEPR	FCCM	FUEL	CWT
	LINK-BELT CONSTRUCTION EQUIPMENT CO.											
	C85LB002	348 HYLAB 5	CRANES, MECHANICAL, LATTICE BOOM, CRAWLER, 300 TON, 155' BOOM	365 HP D-off		$2,395,953	227.57	73.48	92.57	27.19	16.57	5,057
	C85LB016	248 HSL	CRANES, MECHANICAL, LATTICE BOOM, CRAWLER, 200 TON, 280' BOOM, LIFTING (9 TRUCK LOADS FOR MOB/DMOB)	270 HP D-off		$1,816,072	172.17	55.70	70.17	20.61	12.26	3,497
	MANITOWOC ENGINEERING CO.											
	C85MA013	MLC165-1	CRANES, MECHANICAL, LATTICE BOOM, CRAWLER, 182 TON, 275' BOOM, LIFTING (9 TRUCK LOADS FOR MOB/DMOB)	310 HP D-off		$1,133,986	114.51	34.78	43.81	12.87	14.08	3,892
	C85MA014	14000	CRANES, MECHANICAL, LATTICE BOOM, CRAWLER, 200 TON, 213' BOOM, LIFTING (12 TRUCK LOADS TO MOB/DMOB)	340 HP D-off		$1,478,584	146.13	45.35	57.13	16.78	15.44	4,590
	C85MA007	999	CRANES, MECHANICAL, LATTICE BOOM, CRAWLER, 250 TON, 260' BOOM, LIFTING	400 HP D-off		$1,854,929	182.01	56.89	71.67	21.05	18.16	4,942
	TEREX CORPORATION											
	C85TE016	HC 230	CRANES, MECHANICAL, LATTICE BOOM, CRAWLER, 230 TON, 280' BOOM, LIFTING	300 HP D-off		$1,940,570	184.55	59.52	74.98	22.03	13.62	3,864

Table 2-1
Hourly Equipment Ownership and Operating Expense

CAT	REGION 3 ID.NO.	MODEL	EQUIPMENT DESCRIPTION	ENGINE HORSEPOWER AND FUEL TYPE MAIN	CARRIER	VALUE (TEV) 2015 ($)	TOTAL HOURLY RATES ($/HR) AVERAGE	STANDBY	ADJUSTABLE ELEMENTS DEPR	FCCM	FUEL	CWT
C90 CRANES, MECHANICAL, LATTICE BOOM, TRUCK MOUNTED												
	SUBCATEGORY 0.03		**66 TON THRU 125 TON**									
	MANITEX											
	C90MX001	6430	CRANES, MECHANICAL, LATTICE BOOM, TRUCK MTD, 30 TON, 50' BOOM, DRAGLINE/CLAMSHELL CAPABLE, 6X4	260 HP D-off	260 HP D-on	$798,031	96.82	27.04	35.10	9.49	18.65	610
	SUBCATEGORY 0.04		**OVER 125 TON**									
	LINK-BELT CONSTRUCTION EQUIPMENT CO.											
	C90LB001	HC-238H II	CRANES, MECHANICAL, LATTICE BOOM, TRUCK MTD, 150 TON, 260' BOOM, 8X4	200 HP D-off	445 HP D-on	$1,776,645	186.21	56.00	69.94	21.03	17.88	1,913
C95 CRANES, TOWER												
	SUBCATEGORY 0.00		**CRANES, TOWER**									
	LIEBHERR CONSTRUCTION EQUIPMENT CO.											
	C95LH024	172 EC-B 8 LITRONIC	TOWER CRANE, TROLLEY JIB MODEL, 8.8 TON MAX, 2.1 TON @ 197' MAX RADIUS, 207' MAX HOOK HEIGHT W/ 12 COUNT - 13' 7" TALL SECTIONS (ADD 480V 3P 60HZ 100A POWER)	60 HP E		$772,900	85.75	26.37	34.35	9.19	3.78	1,968
	C95LH025	316 EC-H 12 LITRONIC	TOWER CRANE, TROLLEY JIB MODEL, 13.2 TON MAX, 3 TON MAX @ 246' MAX RADIUS, 184' MAX HOOK HEIGHT W/ 10 COUNT - 13' 7" TALL SECTIONS (ADD 480V 3P 60HZ 200A POWER)	147 HP E		$963,401	112.37	32.87	42.82	11.46	9.27	2,234

Table 2-1
Hourly Equipment Ownership and Operating Expense

CAT	ID.NO.	MODEL	REGION 3 EQUIPMENT DESCRIPTION	ENGINE HORSEPOWER AND FUEL TYPE MAIN	CARRIER	VALUE (TEV) 2015 ($)	TOTAL HOURLY RATES ($/HR) AVERAGE	STANDBY	ADJUSTABLE ELEMENTS DEPR	FCCM	FUEL	CWT
C95			*LIEBHERR CONSTRUCTION EQUIPMENT CO. (continued)*									
	C95LH026	550 EC-H 20 LITRONIC	TOWER CRANE, TROLLEY JIB MODEL, 22 TON MAX, 4.4 TON @ 267' MAX RADIUS, 238' MAX HOOK HEIGHT W/ 13 COUNT - 19' TALL SECTIONS (ADD 480V 3P 60HZ 250A POWER)	147 HP E		$1,585,801	172.91	54.10	70.48	18.86	9.27	4,117
	C95LH027	630 EC-H 20/40 LITRO	TOWER CRANE, TROLLEY JIB MODEL, 22 TON MAX, 6.4 TON @ 267' MAX RADIUS, 195' MAX HOOK HEIGHT W/ 10 COUNT - 19' TALL SECTIONS (ADD 480V 3P 60HZ 250A POWER)	147 HP E		$1,800,667	193.82	61.44	80.03	21.42	9.27	4,456
	C95LH028	357 HC-L 12/24 LITRO	TOWER CRANE, LUFFING BOOM CRANE, 26.5 TON MAX, 3.5 TON @ 197' MAX RADIUS, 194' TOWER HEIGHT W/ 8 COUNT - 19' TALL SECTIONS (ADD 480V 3P 60HZ 300A POWER)	147 HP E		$1,941,216	209.49	66.23	86.28	23.09	9.27	3,350
	C95LH029	542 CH-L 18/36 LITRO	TOWER CRANE, LUFFING BOOM CRANE, 35.3 TON MAX, 5.4 TON @ 197' MAX RADIUS, 175' TOWER HEIGHT W/ 7 COUNT - 19' TALL SECTIONS (ADD 480V 3P 60HZ 350A POWER)	215 HP E		$2,226,004	244.51	75.95	98.93	26.48	13.56	3,984
D10	**DRILLS, AIR/HYDRAULIC,CRWLR MTD,0" THRU 6.5" DIA HOLE (Add cost for drill steel and bit wear)**											
	SUBCATEGORY 0.10		**DRILLS, AIR TRACK (Add cost for drill steel and bit wear)**									
	SCHRAMM, INC											
	D10S2001	T450GT	DRILL, AIR TRACK, CRAWLER, GEOTHERMAL/WATER WELL RIG, 30,000 LBF PULLBACK, 3.5"-4.5" DIA, INCLUDES 1,050 CFM AIR COMPRESSOR (ADD COST FOR DRILL STEEL AND BIT WEAR)	580 HP D-off		$1,083,371	201.03	42.56	58.04	13.54	52.68	591

Table 2-1
Hourly Equipment Ownership and Operating Expense

CAT	ID.NO.	MODEL	REGION 3 EQUIPMENT DESCRIPTION	ENGINE HORSEPOWER AND FUEL TYPE MAIN	CARRIER	VALUE (TEV) 2015 ($)	TOTAL HOURLY RATES ($/HR) AVERAGE	STANDBY	ADJUSTABLE ELEMENTS DEPR	FCCM	FUEL	CWT
D10			***SCHRAMM, INC (continued)***									
	D10S2002	T685EX	DRILL, AIR TRACK, CRAWLER, MINERAL EXPLORATION, 40,000 LBF PULLBACK, 3.5"-5.5" DIA, INCLUDES 1,350 CFM AIR COMPRESSOR (ADD COST FOR DRILL STEEL AND BIT WEAR)	905 HP D-off		$1,540,647	293.91	60.52	82.53	19.25	82.19	963
	D10S2003	T685WS	DRILL, AIR, TRUCK MTD, MINERAL EXPLORATION, 40,000 LBF PULLBACK, 3.5"-5.5" DIA, INCLUDES 1,350 CFM AIR COMPRESSOR (ADD COST FOR DRILL STEEL AND BIT WEAR)	760 HP D-off		$1,613,901	289.54	63.15	85.95	20.17	69.02	746
	ATLAS COPCO WAGNER											
	D10WG001	AIRROC D40	DRILL, AIR TRACK, CRAWLER MTD, 2"-3" DIA, 49.2' MAX DEPTH (ADD COST FOR DRILL STEEL AND BIT WEAR, ADD 400 CFM COMPRESSOR)			$91,727	12.09	3.61	4.91	1.15	0.00	56
	D10WG002	AIRROC D50	DRILL, AIR TRACK, CRAWLER MTD, 2.5"-4" DIA, 49.2' MAX DEPTH (ADD COST FOR DRILL STEEL AND BIT WEAR, ADD 750 CFM COMPRESSOR)			$145,486	19.17	5.72	7.79	1.82	0.00	106
	D10WG003	AIRROC T25	DRILL, AIR TRACK, CRAWLER MTD, 2"-3" DIA, 49.2' MAX DEPTH (ADD COST FOR DRILL STEEL AND BIT WEAR, ADD 400 CFM COMPRESSOR)			$93,286	12.30	3.67	5.00	1.17	0.00	55
	D10WG004	AIRROC T35	DRILL, AIR TRACK, CRAWLER MTD, 2.5"-4" DIA, 49.2' MAX DEPTH (ADD COST FOR DRILL STEEL AND BIT WEAR, ADD 750 CFM COMPRESSOR)			$143,939	18.97	5.66	7.71	1.80	0.00	106

Table 2-1
Hourly Equipment Ownership and Operating Expense

CAT	ID.NO.	MODEL	REGION 3 EQUIPMENT DESCRIPTION	ENGINE HORSEPOWER AND FUEL TYPE MAIN		ENGINE HORSEPOWER AND FUEL TYPE CARRIER	VALUE (TEV) 2015 ($)	TOTAL HOURLY RATES ($/HR) AVERAGE	TOTAL HOURLY RATES ($/HR) STANDBY	ADJUSTABLE ELEMENTS DEPR	ADJUSTABLE ELEMENTS FCCM	ADJUSTABLE ELEMENTS FUEL	CWT
	SUBCATEGORY 0.20		**DRILLS, HYDRAULIC TRACK (Add cost for drill steel and bit wear)**										
	CATERPILLAR INC. (MACHINE DIVISION)												
	D10CA001	MD5075	DRILL, AIR TRACK, CRAWLER, UP TO 5" DIA, 103 FT MAX DEPTH, INCLUDES 350 CFM AIR COMPRESSOR (ADD COST FOR DRILL STEEL AND BIT WEAR)	300 HP	D-off		$648,264	147.49	32.61	48.62	8.30	27.25	430
	D10CA002	MD5090	DRILL, HYDRAULIC TRACK, CRAWLER, 3.5"-5" DIA, 73 FT MAX DEPTH, INCLUDES 300 CFM AIR COMPRESSOR (ADD COST FOR DRILL STEEL AND BIT WEAR)	300 HP	D-off		$505,238	121.77	25.42	37.89	6.47	27.25	410
D15 DRILLS, HORIZONTAL													
	SUBCATEGORY 0.10		**DRILLS, HORIZONTAL BORING & GROUND PIERCING (Add cost for drill steel and bit wear)**										
	BOR-IT MANUFACTURING COMPANY INC.												
	D15BI009	42 THRUSTER BUSTER	DRILL, HORIZONTAL BORING, 42" DIA, COMBINED HEAD 503,000 LBS THRUST W/100' AUGER/TRACK (ADD COST FOR DRILL STEEL AND BIT WEAR)	97 HP	D-off		$182,264	40.83	9.17	13.67	2.33	8.81	177
	D15BI001	12 MIGHTY MAX	DRILL, HORIZONTAL BORING, 12" DIA, COMBINED HEAD 25,000 LBS THRUST, W/100' AUGER/TRACK (ADD COST FOR DRILL STEEL AND BIT WEAR, ADD BACKHOE)	12 HP	G		$32,888	8.07	1.66	2.47	0.42	2.19	10
	D15BI002	20 POWER HOUSE II	DRILL, HORIZONTAL BORING, 20" DIA, COMBINED HEAD 44,000 LBS THRUST, W/100' AUGER/TRACK (ADD COST FOR DRILL STEEL AND BIT WEAR)	20 HP	D-off		$63,164	12.79	3.18	4.74	0.81	1.82	20

Table 2-1
Hourly Equipment Ownership and Operating Expense

CAT	ID.NO.	MODEL	REGION 3 EQUIPMENT DESCRIPTION	ENGINE HORSEPOWER AND FUEL TYPE MAIN	ENGINE HORSEPOWER AND FUEL TYPE CARRIER	VALUE (TEV) 2015 ($)	TOTAL HOURLY RATES ($/HR) AVERAGE	TOTAL HOURLY RATES ($/HR) STANDBY	ADJUSTABLE ELEMENTS DEPR	ADJUSTABLE ELEMENTS FCCM	ADJUSTABLE ELEMENTS FUEL	CWT
D15			***BOR-IT MANUFACTURING COMPANY INC. (continued)***									
	D15BI003	24 BRUTE	DRILL, HORIZONTAL BORING, 24" DIA, COMBINED HEAD 84,000 LBS THRUST, W/100' AUGER/TRACK (ADD COST FOR DRILL STEEL AND BIT WEAR)	30 HP D-off		$75,878	15.95	3.82	5.69	0.97	2.72	37
	D15BI004	30 POWER PLUS	DRILL, HORIZONTAL BORING, 30" DIA, COMBINED HEAD 170,000 LBS THRUST, W/100' AUGER/TRACK (ADD COST FOR DRILL STEEL AND BIT WEAR)	45 HP D-off		$103,496	22.17	5.20	7.76	1.32	4.09	61
	D15BI005	36 WORKHORSE	DRILL, HORIZONTAL BORING, 36" DIA, COMBINED HEAD 300,000 LBS THRUST, W/100' AUGER/TRACK (ADD COST FOR DRILL STEEL AND BIT WEAR)	62 HP D-off		$133,642	29.03	6.72	10.02	1.71	5.63	106
	D15BI006	48 TERMINATOR	DRILL, HORIZONTAL BORING, 48" DIA, COMBINED HEAD 754,000 LBS THRUST, W/100' AUGER/TRACK (ADD COST FOR DRILL STEEL AND BIT WEAR)	116 HP D-off		$205,648	46.74	10.34	15.42	2.63	10.54	200
	D15BI008	54 TERMINATOR II	DRILL, HORIZONTAL BORING, 54" DIA, COMBINED HEAD 754,000 LBS THRUST, W/100' AUGER/TRACK (ADD COST FOR DRILL STEEL AND BIT WEAR)	174 HP D-off		$238,086	58.09	11.98	17.86	3.05	15.80	296
	D15BI007	60 DESTROYER	DRILL, HORIZONTAL BORING, 60" DIA, COMBINED HEAD 1,000,000 LBS THRUST, W/100' AUGER/TRACK (ADD COST FOR DRILL STEEL AND BIT WEAR)	174 HP D-off		$267,094	63.04	13.44	20.03	3.42	15.80	265

Table 2-1
Hourly Equipment Ownership and Operating Expense

CAT	REGION 3 ID.NO.	MODEL	EQUIPMENT DESCRIPTION	ENGINE HORSEPOWER AND FUEL TYPE MAIN	CARRIER	VALUE (TEV) 2015 ($)	TOTAL HOURLY RATES ($/HR) AVERAGE	STANDBY	ADJUSTABLE ELEMENTS DEPR	FCCM	FUEL	CWT
	SUBCATEGORY 0.20		**DRILLS, HORIZONTAL & DIRECTIONAL (Add cost for drill steel and bit wear)**									
	VERMEER MANUFACTURING CO.											
	D15VE001	D6X6	DRILL, HORIZONTAL DIRECTIONAL, 2.25" DIA, 5,500 LB THRUST, W/150' OF RODS (ADD COST FOR DRILL STEEL AND BIT WEAR)	25 HP D-off		$58,828	12.54	2.96	4.41	0.75	2.27	32
	D15VE002	D10X15	DRILL, HORIZONTAL DIRECTIONAL, 2.5" DIA, 9,000 LB THRUST, W/300' OF RODS (ADD COST FOR DRILL STEEL AND BIT WEAR)	44 HP D-off		$102,606	21.93	5.16	7.70	1.31	4.00	63
	D15VE004	D20x22 III	DRILL, HORIZONTAL DIRECTIONAL, 3.5" DIA, 20,000 LB THRUST, W/400' OF RODS (ADD COST FOR DRILL STEEL AND BIT WEAR)	74 HP D-off		$146,112	32.36	7.35	10.96	1.87	6.72	109
	D15VE005	D24x40 III	DRILL, HORIZONTAL DIRECTIONAL, 3.5" DIA, 24,000 LB THRUST, W/500' OF RODS (ADD COST FOR DRILL STEEL AND BIT WEAR)	125 HP D-off		$251,046	55.38	12.63	18.83	3.21	11.35	207
	D15VE006	D40X55	DRILL, HORIZONTAL DIRECTIONAL, 3.5" DIA, 32,700 LB THRUST, W/525' OF RODS (ADD COST FOR DRILL STEEL AND BIT WEAR)	140 HP D-off		$376,023	78.20	18.91	28.20	4.81	12.71	289
	D15VE008	D100x120 II	DRILL, HORIZONTAL DIRECTIONAL, 5.0" DIA, 100,000 LB THRUST, W/370' OF RODS (ADD COST FOR DRILL STEEL AND BIT WEAR	225 HP D-off		$796,689	158.51	40.08	59.75	10.20	20.43	435
	D15VE009	MX125	DRILL, HORIZONTAL DIRECTIONAL, 500 GAL, DRILLING FLUID MIXING SYSTEM (ADD TRAILER COST)	6 HP G		$7,964	2.49	0.40	0.60	0.10	1.01	3

Table 2-1
Hourly Equipment Ownership and Operating Expense

CAT	ID.NO.	MODEL	REGION 3 EQUIPMENT DESCRIPTION	ENGINE HORSEPOWER AND FUEL TYPE MAIN	CARRIER	VALUE (TEV) 2015 ($)	TOTAL HOURLY RATES ($/HR) AVERAGE	STANDBY	ADJUSTABLE ELEMENTS DEPR	FCCM	FUEL	CWT
D15			***VERMEER MANUFACTURING CO. (continued)***									
	D15VE010	MX240	DRILL, HORIZONTAL DIRECTIONAL, 750 GAL, DRILLING FLUID MIXING SYSTEM (ADD TRAILER COST)	22 HP D-off		$15,848	4.91	0.80	1.19	0.20	2.00	7
	NO SPECIFIC MANUFACTURER											
	D15XX003	RST-1400	DRILL, HORIZONTAL DIRECTIONAL, 1,400 GAL, TRAILER MOUNTED DRILLING FLUID MIXING SYSTEM, INCLUDES 3PH GEN SET	30 HP D-off		$99,871	20.05	4.92	7.27	1.28	2.72	117
D20	**DRILLS, CORE, COLUMN MOUNTED (Add cost for drill steel and bit wear)**											
	SUBCATEGORY 0.00		**DRILLS, CORE, COLUMN MOUNTED (Add cost for dril steel and bit wear)**									
	ACKER DRILL COMPANY INC.											
	D20AD007	1200-G	DRILL, CORE, COLUMN MOUNTED, 12" DIA MAX CORE HOLE (ADD COST FOR DRILL STEEL AND BIT WEAR)	8 HP G		$18,458	6.12	1.11	1.73	0.24	1.46	3
	DYNATECH											
	D20DN001	M-1 DRILL RIG COMBO	DRILL, CORE, COLUMN MOUNTED, 1" TO 14" BIT DIA, WEKA DK22S 4 MOTOR (23 AMP) (INCLUDES VACUUM, ADD COST FOR BIT WEAR)	4 HP E		$4,772	1.36	0.29	0.45	0.06	0.27	2
	D20DN002	M-2 DRILL RIG COMBO	DRILL, CORE, COLUMN MOUNTED, 10" BIT DIA, WEKA DK22 300/640/960 MOTOR (23 AMP) (INCLUDES VACUUM, ADD COST FOR BIT WEAR)	2 HP E		$5,118	1.29	0.31	0.48	0.07	0.17	2

Table 2-1
Hourly Equipment Ownership and Operating Expense

CAT	ID.NO.	MODEL	REGION 3 EQUIPMENT DESCRIPTION	ENGINE HORSEPOWER AND FUEL TYPE MAIN	CARRIER	VALUE (TEV) 2015 ($)	TOTAL HOURLY RATES ($/HR) AVERAGE	STANDBY	ADJUSTABLE ELEMENTS DEPR	FCCM	FUEL	CWT
D20			***DYNATECH (continued)***									
	D20DN004	M-6 DRILL BIT SYSTEM	DRILL, CORE, COLUMN MOUNTED, 16" BIT DIA, HYDRUALIC CHAR-LYNN 9.6 CU IN W/ ELECT POWER PACK	13 HP E		$9,271	3.28	0.56	0.87	0.12	0.97	7
	HUSQVARNA FOREST & GARDEN CO.											
	D20HV001	DM280, DS450	DRILL, CORE, COLUMN MOUNTED, 14" DIA MAX CORE HOLE (ADD 120V POWER SOURCE)(ADD COST FOR DRILL STEEL AND BIT WEAR)	3 HP E		$3,600	1.11	0.22	0.34	0.05	0.26	1
	D20HV002	DM340, DS450	DRILL, CORE, COLUMN MOUNTED, 16" DIA MAX CORE HOLE (ADD 120V POWER SOURCE)(ADD COST FOR DRILL STEEL AND BIT WEAR)	3 HP E		$3,987	1.18	0.24	0.37	0.05	0.26	1
	D20HV003	DM650, DS900	DRILL, CORE, COLUMN MOUNTED, 24" DIA MAX CORE HOLE (ADD 120V POWER SOURCE)(ADD COST FOR DRILL STEEL AND BIT WEAR)	8 HP E		$9,554	2.83	0.57	0.90	0.12	0.62	1
	D20HV022	DM406H, DS900, PP518	HYDRAULIC DRILL, CORE, COLUMN MOUNTED, 1"-24" BIT DIA WITH PP518 GAS POWERED HYDRAULIC POWER PACK AND DRILL STAND (ADD COST FOR DRILL STEEL AND BIT WEAR)	14 HP G		$17,527	6.29	1.05	1.64	0.23	2.56	4

Table 2-1
Hourly Equipment Ownership and Operating Expense

CAT	REGION 3 ID.NO.	MODEL	EQUIPMENT DESCRIPTION	ENGINE HORSEPOWER AND FUEL TYPE MAIN	CARRIER	VALUE (TEV) 2015 ($)	TOTAL HOURLY RATES ($/HR) AVERAGE	STANDBY	ADJUSTABLE ELEMENTS DEPR	FCCM	FUEL	CWT
D25 DRILLS, CORE & DOWELLING (Add cost for drill steel and bit wear)												
	SUBCATEGORY 0.00		**DRILLS, CORE & DOWELLING (Add cost for drill steel and bit wear)**									
	ACKER DRILL COMPANY INC.											
	D25AD004	ACE	DRILL, CORE, SKID MTD, 725' MAX DRILL DEPTH 9,424 LB THRUST, 12,566 LB PULL (ADD COST FOR DRILL STEEL AND BIT WEAR)	28 HP D-off		$92,388	19.38	4.65	6.93	1.18	2.54	23
	D25AD003	BUSH MASTER	DRILL, CORE, SKID MTD, 1500' MAX DRILL DEPTH, 12,400 LB THRUST, 9,300 LB PULL (ADD COST FOR DRILL STEEL AND BIT WEAR)	69 HP D-off		$175,068	38.32	8.81	13.13	2.24	6.27	45
	E-Z DRILL, INC.											
	D25EZ002	210 B	DRILL, CORE, SKID MTD, 0.6"-2.5" DIA., 18" DEPTH, HORIZONTAL DOWELLING ASSEMBLY (ADD COST FOR DRILL STEEL AND BIT WEAR, ADD 100 CFM COMPRESSOR)			$8,102	1.96	0.41	0.61	0.10	0.00	3
	D25EZ003	210 B SRA	DRILL, CORE, SKID MTD, 0.6"-2.5" DIA., 18" DEPTH, HORIZONTAL DOWELLING ASSEMBLY (ADD COST FOR DRILL STEEL AND BIT WEAR, ADD 100 CFM COMPRESSOR)			$9,085	2.14	0.46	0.68	0.12	0.00	3
	D25EZ005	210-3 SRA	DRILL, CORE, SELF PROPELLED, 0.6"-2.5" DIA., 18" DEPTH, DOWELLING MACHINE (ADD COST FOR DRILL STEEL AND BIT WEAR, ADD 100 CFM COMPRESSOR)			$33,096	7.19	1.66	2.48	0.42	0.00	12

Table 2-1
Hourly Equipment Ownership and Operating Expense

CAT	ID.NO.	MODEL	REGION 3 EQUIPMENT DESCRIPTION	ENGINE HORSEPOWER AND FUEL TYPE MAIN		CARRIER		VALUE (TEV) 2015 ($)	TOTAL HOURLY RATES ($/HR) AVERAGE	STANDBY	ADJUSTABLE ELEMENTS DEPR	FCCM	FUEL	CWT
D30 DRILLS, EARTH / AUGER (Add cost for drill steel and cutting edge wear)														
	SUBCATEGORY 0.00		**DRILLS, EARTH / AUGER (Add cost for drill steel and cutting edge wear)**											
	HYDRAULIC POWER SYSTEMS, INC.													
	D30HD001	H-15	DRILL, AUGER, HYDRAULIC, W/60' 8" X 21" LEADS, 15,000 FT-LBS TORQUE (ADD COST FOR DRILL STEEL AND CUTTING EDGE WEAR AND CRANE)	210 HP	D-off			$256,595	69.22	12.90	19.24	3.28	19.07	146
	D30HD002	H-35VT	DRILL, AUGER, HYDRAULIC, W/60' 8" X 27" LEADS, 33,000 FT-LBS TORQUE (ADD COST FOR DRILL STEEL AND CUTTING EDGE WEAR AND CRANE)	270 HP	D-off			$311,323	86.09	15.66	23.35	3.98	24.52	200
	D30HD003	H-50VT	DRILL, AUGER, HYDRAULIC, W/60' 8" X 33" LEADS, 50,000 FT-LBS TORQUE (ADD COST FOR DRILL STEEL AND CUTTING EDGE WEAR AND CRANE)	335 HP	D-off			$374,265	104.93	18.83	28.07	4.79	30.42	269
	MOBILE DRILL													
	D30MR001	MINUTEMAN	DRILL, EARTH / AUGER, W/AUGER KIT, 3" DIA, 35' DEPTH, 664 FT-LBS TORQUE, PORTABLE (ADD COST FOR DRILL STEEL AND CUTTING EDGE WEAR)	8 HP	G			$17,309	4.75	0.87	1.30	0.22	1.46	4
	D30MR003	B-31	DRILL, EARTH / AUGER, HYDRAULIC AUGER, 6" DIA, 135' DEPTH, 4,450 FT-LBS TORQUE, W/19.5K GVW TRUCK (ADD COST FOR DRILL STEEL AND CUTTING EDGE WEAR)	58 HP	D-off	230 HP	G	$142,547	37.48	7.09	10.53	1.82	10.53	42

Table 2-1
Hourly Equipment Ownership and Operating Expense

CAT	ID.NO.	MODEL	REGION 3 EQUIPMENT DESCRIPTION	ENGINE HORSEPOWER AND FUEL TYPE MAIN	CARRIER	VALUE (TEV) 2015 ($)	TOTAL HOURLY RATES ($/HR) AVERAGE	STANDBY	ADJUSTABLE ELEMENTS DEPR	FCCM	FUEL	CWT
D30			***MOBILE DRILL (continued)***									
	D30MR005	B-48	DRILL, EARTH / AUGER, MULTI-PURPOSE, 6" DIA, 300' DEPTH, 8,611 FT-LBS TORQUE, W/ 19.5K GVW TRUCK (W/PTO DRIVE)(ADD COST FOR DRILL STEEL AND CUTTING EDGE WEAR)	100 HP D-off	230 HP G	$308,221	71.48	15.42	22.95	3.94	14.34	120
	D30MR006	B-60	DRILL, EARTH / AUGER, MULTI-PURPOSE, 8" DIA, 250' DEPTH, 7,000 FT-LBS TORQUE W/45,000 GVW TRUCK (ADD COST FOR DRILL STEEL AND CUTTING EDGE WEAR)	115 HP D-off	260 HP D-off	$428,469	92.29	21.39	31.82	5.48	13.55	130
D35	**DRILLS, ROTARY BLASTHOLE (Add cost for drill steel and bit wear)**											
	SUBCATEGORY 0.11		**DIESEL, 4.5" THRU 9.875" DIAMETER HOLE (Add cost for drill steel and bit wear)**									
	SANDVIK [DRILLTECH]											
	D35DT001	D25KS	DRILL, ROTARY BLASTHOLE, 5"-6.75" DIA., 27,000 LB PULLDOWN, CRAWLER, 88' DEEP(ADD COST FOR DRILL STEEL AND BIT WEAR)	450 HP D-off		$914,330	170.11	37.18	52.25	11.05	40.87	620
	D35DT002	D245KS	DRILL, ROTARY BLASTHOLE, 5"-8" DIA., 40,000 LB PULLDOWN, CRAWLER, 148' DEEP (ADD COST FOR DRILL STEEL AND BIT WEAR)	450 HP D-off		$911,299	169.70	37.05	52.07	11.01	40.87	720
	D35DT003	D45KS	DRILL, ROTARY BLASTHOLE, 6"-9" DIA., 45,000 LB PULLDOWN, CRAWLER, 208' DEEP (ADD COST FOR DRILL STEEL AND BIT WEAR)	450 HP D-off		$1,021,732	184.60	41.54	58.38	12.35	40.87	1,050

Table 2-1
Hourly Equipment Ownership and Operating Expense

CAT	ID.NO.	MODEL	REGION 3 EQUIPMENT DESCRIPTION	ENGINE HORSEPOWER AND FUEL TYPE MAIN	ENGINE HORSEPOWER AND FUEL TYPE CARRIER	VALUE (TEV) 2015 ($)	TOTAL HOURLY RATES ($/HR) AVERAGE	TOTAL HOURLY RATES ($/HR) STANDBY	ADJUSTABLE ELEMENTS DEPR	ADJUSTABLE ELEMENTS FCCM	ADJUSTABLE ELEMENTS FUEL	CWT
D35			***SANDVIK [DRILLTECH] (continued)***									
	D35DT004	D50KS	DRILL, ROTARY BLASTHOLE, 6"-9.875" DIA., 50,000 LB PULLDOWN, CRAWLER, 148' DEEP (ADD COST FOR DRILL STEEL AND BIT WEAR)	525 HP D-off		$1,103,047	203.36	44.85	63.03	13.33	47.68	1,050
	D35DT005	D55SP	DRILL, ROTARY BLASTHOLE, 6.75"-10" DIA., 45,000 LB PULLDOWN, CRAWLER, 55' DEEP (SINGLE PASS) (ADD COST FOR DRILL STEEL AND BIT WEAR)	760 HP D-off		$1,634,264	299.44	66.45	93.39	19.75	69.02	1,320
	REICHDRILL											
	D35RL007	T-650-DII	DRILL, ROTARY BLASTHOLE, 5"-6 3/4" DIA, 35,000 LBS PULL BACK, TRUCK MTD, 200' DEEP (ADD COST FOR DRILL STEEL AND BIT WEAR)	540 HP D-off	505 HP D-on	$828,610	176.79	33.53	47.04	10.01	56.31	600
	SUBCATEGORY 0.12		**DIESEL, OVER 9.875" DIAMETER (Add cost for drill steel and bit wear)**									
	SANDVIK [DRILLTECH]											
	D35DT006	D75KS	DRILL, ROTARY BLASTHOLE, 9"-11" DIA., 75,000 LB PULLDOWN, CRAWLER, 173' DEEP (ADD COST FOR DRILL STEEL AND BIT WEAR)	760 HP D-off		$1,470,035	235.33	50.16	65.33	17.49	69.02	1,400
	ATLAS COPCO WAGNER											
	D35WG001	T2W	DRILL, ROTARY BLASTHOLE, WATER WELL, 6"-24" DIA., 40,000 LB PULL BACK, TRUCK MTD (ADD COST FOR DRILL STEEL AND BIT WEAR)	425 HP D-on		$828,724	142.19	28.11	36.50	9.86	46.51	447

Table 2-1
Hourly Equipment Ownership and Operating Expense

CAT	ID.NO.	MODEL	REGION 3 EQUIPMENT DESCRIPTION	ENGINE HORSEPOWER AND FUEL TYPE MAIN	CARRIER	VALUE (TEV) 2015 ($)	TOTAL HOURLY RATES ($/HR) AVERAGE	STANDBY	ADJUSTABLE ELEMENTS DEPR	FCCM	FUEL	CWT
D35			***ATLAS COPCO WAGNER (continued)***									
	D35WG002	TH60	DRILL, ROTARY BLASTHOLE, WATER WELL, 5"-20" DIA., 40,000 LB PULL BACK, TRUCK MTD (ADD COST FOR DRILL STEEL AND BIT WEAR)	600 HP D-on		$842,932	165.19	28.60	37.13	10.03	65.66	549
	D35WG003	TH60DH	DRILL, ROTARY BLASTHOLE, WATER WELL, 5"-20" DIA., 70,000 LB PULL BACK, TRUCK MTD (ADD COST FOR DRILL STEEL AND BIT WEAR)	600 HP D-on		$911,346	172.53	30.93	40.17	10.84	65.66	549
	D35WG004	T3W	DRILL, ROTARY BLASTHOLE, WATER WELL, 6"-24" DIA., 40,000 LB PULL BACK, TRUCK MTD (ADD COST FOR DRILL STEEL AND BIT WEAR)	380 HP D-on		$861,865	140.22	29.24	37.97	10.25	41.59	660
	D35WG005	T3WDH	DRILL, ROTARY BLASTHOLE, WATER WELL, 6"-24" DIA., 70,000 LB PULL BACK, TRUCK MTD (ADD COST FOR DRILL STEEL AND BIT WEAR)	380 HP D-on		$934,649	148.05	31.73	41.21	11.12	41.59	668
	D35WG006	T4W	DRILL, ROTARY BLASTHOLE, WATER WELL, 6"-20" DIA., 50,000 LB PULL BACK, TRUCK MTD (ADD COST FOR DRILL STEEL AND BIT WEAR)	755 HP D-on		$939,765	194.61	31.90	41.43	11.18	82.63	605
F10	**FORK LIFTS**											
	SUBCATEGORY 0.00		**FORK LIFTS**									
	CASE CORPORATION											
	F10CS035	588H	FORK LIFT, ROUGH TERRAIN, 4,000 LB CAPCITY, 22' HIGH STRAIGHT MAST, 4X4	68 HP D-off		$126,715	26.12	6.45	9.76	1.57	5.04	170

Table 2-1
Hourly Equipment Ownership and Operating Expense

CAT	ID.NO.	MODEL	REGION 3 EQUIPMENT DESCRIPTION	ENGINE HORSEPOWER AND FUEL TYPE MAIN		CARRIER	VALUE (TEV) 2015 ($)	TOTAL HOURLY RATES ($/HR) AVERAGE	STANDBY	ADJUSTABLE ELEMENTS DEPR	FCCM	FUEL	CWT
F10			***CASE CORPORATION (continued)***										
	F10CS037	586H	FORK LIFT, ROUGH TERRAIN, 3,000 LB CAPACITY, 22' HIGH STRAIGHT MAST, 4X4	68 HP	D-off		$110,385	23.51	5.60	8.45	1.37	5.04	146
	JCB INC.												
	F10JC001	930	FORK LIFT, ROUGH TERRAIN, 6,000 LBS @ 22' HIGH STRAIGHT MAST, 4X4	74 HP	D-off		$91,191	21.13	4.65	7.03	1.13	5.48	148
	F10JC002	940	FORK LIFT, ROUGH TERRAIN, 8,000 LBS @ 22' HIGH STRAIGHT MAST, 4X4	74 HP	D-off		$99,574	22.46	5.08	7.70	1.23	5.48	168
G10 GENERATOR SETS													
	SUBCATEGORY 0.10		**PORTABLE**										
	WACKER CORPORATION												
	G10WC001	GP 3800A	GENERATOR SET, PORTABLE, 3.7 KW, 120/240V, 60 HZ	8 HP	G		$1,841	1.67	0.13	0.21	0.02	1.20	2
	G10WC002	GP 5600A	GENERATOR SET, PORTABLE, 5.6 KW, 120/240V, 60 HZ	11 HP	G		$2,729	2.33	0.19	0.31	0.03	1.65	2
	G10WC004	GPS 9700V	GENERATOR SET, PORTABLE, 9.7 KW, 120/240V, 60 HZ, WITH ELECTRIC START	18 HP	G		$3,887	3.71	0.27	0.44	0.05	2.70	2
	NO SPECIFIC MANUFACTURER												
	G10XX001	1.6KW	GENERATOR SET, PORTABLE, 1.6 KW	6 HP	G		$1,107	1.19	0.07	0.12	0.01	0.90	1
	G10XX004	5KW	GENERATOR SET, PORTABLE, 5 KW	10 HP	G		$3,722	2.35	0.25	0.42	0.04	1.50	3
	G10XX002	10KW	GENERATOR SET, PORTABLE, 10 KW	16 HP	G		$1,630	2.93	0.11	0.18	0.02	2.40	3

Table 2-1
Hourly Equipment Ownership and Operating Expense

CAT	REGION 3 ID.NO.	MODEL	EQUIPMENT DESCRIPTION	ENGINE HORSEPOWER AND FUEL TYPE MAIN	CARRIER	VALUE (TEV) 2015 ($)	TOTAL HOURLY RATES ($/HR) AVERAGE	STANDBY	ADJUSTABLE ELEMENTS DEPR	FCCM	FUEL	CWT
	SUBCATEGORY 0.20		**SKID MOUNTED**									
	CATERPILLAR INC. (MACHINE DIVISION)											
	G10CA021	C18	GENERATOR SET, SKID MTD, 600 EKW, 750 KVA, 208-600V, 60 HZ PGS PRIME	900 HP D-off		$127,747	93.85	7.23	11.50	1.48	66.68	167
	G10CA022	C7.1	GENERATOR SET, SKID MTD, 200 EKW, 240/480V, 60 HZ PGS PRIME	302 HP D-off		$48,265	32.38	2.73	4.34	0.56	22.38	40
	G10CA012	C9 250KW	GENERATOR SET, SKID MTD, 250 EKW, 313 KVA, 208 VOLT, 60 HZ PGS PRIME	480 HP D-off		$87,519	53.25	4.95	7.88	1.01	35.56	100
	G10CA013	C9 300KW	GENERATOR SET, SKID MTD, 300 EKW, 375 KVA, 240/480 VOLT, 60 HZ PGS PRIME	480 HP D-off		$92,699	54.10	5.24	8.34	1.07	35.56	75
	G10CA014	C15 350KW	GENERATOR SET, SKID MTD, 365 EKW, 240/480V, 60 HZ PGS PRIME	689 HP D-off		$100,414	72.28	5.68	9.04	1.16	51.05	72
	G10CA015	C15 500KW	GENERATOR SET, SKID MTD, 500 EKW, 208V, 60 HZ PGS PRIME	762 HP D-off		$100,447	78.19	5.68	9.04	1.16	56.46	93
	G10CA017	C27	GENERATOR SET, SKID MTD, 750 EKW, 480 VOLT, 60 HZ PGS PRIME	1,214 HP D-off		$206,260	132.21	11.67	18.56	2.39	89.95	181
	G10CA018	C32	GENERATOR SET, SKID MTD, 1000 EKW, 480 VOLT, 60 HZ PGS PRIME	1,474 HP D-off		$201,418	152.42	11.41	18.13	2.34	109.21	236
	G10CA019	3516B HD	GENERATOR SET, SKID MTD, 1450 EKW, 4160 VOLT, 60 HZ PGS PRIME	2,100 HP D-off		$450,501	244.18	25.50	40.55	5.22	155.59	291
	NO SPECIFIC MANUFACTURER											
	G10XX005	20KW	GENERATOR SET, SKID MTD, 20 KW	34 HP D-off		$13,657	4.97	0.78	1.23	0.16	2.48	17
	G10XX006	30KW	GENERATOR SET, SKID MTD, 30 KW	48 HP D-off		$15,833	6.49	0.89	1.42	0.18	3.56	17
	G10XX007	50KW	GENERATOR SET, SKID MTD, 50 KW	85 HP D-off		$16,601	9.61	0.94	1.49	0.19	6.30	22
	G10XX008	75KW	GENERATOR SET, SKID MTD, 75 KW	126 HP D-off		$45,144	17.65	2.55	4.06	0.52	9.34	50
	G10XX009	90KW	GENERATOR SET, SKID MTD, 90 KW	158 HP D-off		$51,369	21.26	2.91	4.62	0.60	11.71	58

Table 2-1
Hourly Equipment Ownership and Operating Expense

CAT	ID.NO.	MODEL	REGION 3 EQUIPMENT DESCRIPTION	ENGINE HORSEPOWER AND FUEL TYPE MAIN		CARRIER	VALUE (TEV) 2015 ($)	TOTAL HOURLY RATES ($/HR) AVERAGE	STANDBY	ADJUSTABLE ELEMENTS DEPR	FCCM	FUEL	CWT
G10			***NO SPECIFIC MANUFACTURER (continued)***										
	G10XX010	116D	GENERATOR SET, SKID MTD, 116 KW	197 HP	D-off		$34,445	21.62	1.95	3.10	0.40	14.60	55
	G10XX011	240D	GENERATOR SET, SKID MTD, 240 KW	363 HP	D-off		$51,254	37.79	2.90	4.61	0.59	26.89	98
	G10XX012	300D	GENERATOR SET, SKID MTD, 300 KW	428 HP	D-off		$92,268	49.84	5.22	8.30	1.07	31.71	105
	G10XX013	400D	GENERATOR SET, SKID MTD, 400 KW	689 HP	D-off		$111,470	74.10	6.31	10.03	1.29	51.05	150
	G10XX014	550D	GENERATOR SET, SKID MTD, 550 KW	783 HP	D-off		$198,410	96.08	11.23	17.86	2.30	58.01	195
	G10XX015	800D	GENERATOR SET, SKID MTD, 800 KW	1,214 HP	D-off		$229,504	136.06	12.99	20.66	2.66	89.95	140
	G10XX016	1000D	GENERATOR SET, SKID MTD, 1,000 KW	1,474 HP	D-off		$216,212	154.86	12.24	19.46	2.51	109.21	154
G15 GRADERS, MOTOR													
	SUBCATEGORY 0.00		**GRADERS, MOTOR**										
	CATERPILLAR INC. (MACHINE DIVISION)												
	G15CA010	12M3 AWD	GRADER, MOTOR, ARTICULATED, 6X6, 12' BLADE W/11 TEETH SCARIFIERS	252 HP	D-off		$430,092	70.91	16.17	21.59	5.37	17.47	427
	G15CA012	160M3 AWD	GRADER, MOTOR, ARTICULATED, 6X4, 14' BLADE W/11 TEETH SCARIFIERS AND RIPPER	293 HP	D-off		$553,360	87.53	20.89	27.97	6.90	20.31	456
	G15CA001	120-M2	GRADER, MOTOR, ARTICULATED, 6X4, 12' BLADE W/11 TEETH SCARIFIERS	145 HP	D-off		$371,701	55.54	13.93	18.57	4.64	10.05	351
	G15CA003	12-M3	GRADER, MOTOR, ARTICULATED, 6X4, 12' BLADE W/11 TEETH SCARIFIERS	179 HP	D-off		$406,263	61.97	15.25	20.36	5.07	12.41	372
	G15CA004	140-M3	GRADER, MOTOR, ARTICULATED, 6X4, 14' BLADE W/5 RIPPER/SCARIFIERS	200 HP	D-off		$454,831	68.90	17.12	22.87	5.68	13.86	379
	G15CA009	160-M3	GRADER, MOTOR, ARTICULATED, 6X4, 14' BLADE W/9 RIPPER/SCARIFIERS	221 HP	D-off		$493,524	74.75	18.60	24.87	6.16	15.32	381

Table 2-1
Hourly Equipment Ownership and Operating Expense

CAT	ID.NO.	MODEL	REGION 3 EQUIPMENT DESCRIPTION	ENGINE HORSEPOWER AND FUEL TYPE MAIN	CARRIER	VALUE (TEV) 2015 ($)	TOTAL HOURLY RATES ($/HR) AVERAGE	STANDBY	ADJUSTABLE ELEMENTS DEPR	FCCM	FUEL	CWT
G15			***CATERPILLAR INC. (MACHINE DIVISION) (continued)***									
	G15CA005	14-M	GRADER, MOTOR, ARTICULATED, 6X4, 14' BLADE W/7 SHANK RIPPER	259 HP D-off		$619,498	93.58	23.24	31.02	7.73	17.95	464
	G15CA006	16-M	GRADER, MOTOR, ARTICULATED, 6X4, 16' BLADE W/7 SHANK RIPPER	297 HP D-off		$1,002,692	138.31	37.93	50.83	12.51	20.59	575
	JOHN DEERE											
	G15JD008	670G	GRADER, MOTOR, ARTICULATED, 6X4, AWD, 12' BLADE W/5 RIPPER/SCARIFIERS	235 HP D-off		$288,704	53.54	10.74	14.28	3.60	16.29	423
	G15JD009	672G	GRADER, MOTOR, ARTICULATED, 6X6, AWD, 12' BLADE W/5 RIPPER/SCARIFIERS	255 HP D-off		$333,104	60.56	12.45	16.58	4.16	17.67	440
	G15JD010	770G	GRADER, MOTOR, ARTICULATED, 6X4, AWD, 12' BLADE W/5 RIPPER/SCARIFIERS	255 HP D-off		$314,931	57.95	11.75	15.64	3.93	17.67	428
	G15JD011	772G	GRADER, MOTOR, ARTICULATED, 6X6, AWD, 12' BLADE W/5 RIPPER/SCARIFIERS	275 HP D-off		$366,232	65.74	13.72	18.29	4.57	19.06	446
	LEE-BOY											
	G15LD008	685C	GRADER, MOTOR, ARTICULATED, 6X6, 12' BLADE W/11 TEETH SCARIFIERS AND RIPPER	110 HP D-off		$196,823	30.86	7.43	9.94	2.46	7.62	170

Table 2-1
Hourly Equipment Ownership and Operating Expense

CAT	REGION 3 ID.NO.	MODEL	EQUIPMENT DESCRIPTION	ENGINE HORSEPOWER AND FUEL TYPE MAIN	CARRIER	VALUE (TEV) 2015 ($)	TOTAL HOURLY RATES ($/HR) AVERAGE	STANDBY	ADJUSTABLE ELEMENTS DEPR	FCCM	FUEL	CWT
H10	**HAMMERS, HYDRAULIC (Demolition tool) (Add cost for point wear)**											
	SUBCATEGORY 0.00		**HAMMERS, HYDRAULIC (Demolition tool) (Add cost for point wear)**									
	NPK CONSTRUCTION EQUIPMENT											
	H10NP019	PH-06	HAMMERS, HYDRAULIC, 150 FT-LBS, IMPACT FREQUENCY 840 BPM (ADD 2,400-4,400 LB EXCAVATOR)(ADD COST FOR POINT WEAR)			$7,186	2.93	0.57	0.96	0.09	0.00	2
	H10NP020	PH-07	HAMMERS, HYDRAULIC, 200 FT-LBS, IMPACT FREQUENCY 850 BPM (ADD 3,000-5,500 LB EXCAVATOR)(ADD COST FOR POINT WEAR)			$7,460	3.01	0.60	0.99	0.10	0.00	3
	H10NP021	PH-1	HAMMERS, HYDRAULIC, 350 FT-LBS, IMPACT FREQUENCY 830 BPM (ADD 4,000-7,000 LB EXCAVATOR)(ADD COST FOR POINT WEAR)			$8,421	3.70	0.67	1.12	0.11	0.00	4
	H10NP022	PH-2	HAMMERS, HYDRAULIC, 500 FT-LBS, IMPACT FREQUENCY 900 BPM (ADD 6,000-11,000 LB EXCAVATOR)(ADD COST FOR POINT WEAR)			$10,529	4.32	0.84	1.40	0.14	0.00	5
	H10NP023	PH-3	HAMMERS, HYDRAULIC, 750 FT-LBS, IMPACT FREQUENCY 830 BPM (ADD 8,000-16,000 LB EXCAVATOR)(ADD COST FOR POINT WEAR)			$16,694	6.56	1.34	2.23	0.22	0.00	8
	H10NP024	PH-4	HAMMERS, HYDRAULIC, 1,300 FT-LBS, IMPACT FREQUENCY 730 BPM (ADD 12,000-18,000 LB EXCAVATOR)(ADD COST FOR POINT WEAR)			$22,630	8.32	1.81	3.02	0.30	0.00	10

Table 2-1
Hourly Equipment Ownership and Operating Expense

CAT	ID.NO.	MODEL	REGION 3 EQUIPMENT DESCRIPTION	ENGINE HORSEPOWER AND FUEL TYPE MAIN	CARRIER	VALUE (TEV) 2015 ($)	TOTAL HOURLY RATES ($/HR) AVERAGE	STANDBY	ADJUSTABLE ELEMENTS DEPR	FCCM	FUEL	CWT
H10			***NPK CONSTRUCTION EQUIPMENT (continued)***									
	H10NP025	GH6	HAMMERS, HYDRAULIC, 2,000 FT-LBS, IMPACT FREQUENCY 650 BPM (ADD 22,000-31,000 LB EXCAVATOR)(ADD COST FOR POINT WEAR)			$39,957	13.86	3.19	5.33	0.52	0.00	22
	H10NP026	GH7	HAMMERS, HYDRAULIC, 2,500 FT-LBS, IMPACT FREQUENCY 580 BPM (ADD 28,000-42,000 LB EXCAVATOR)(ADD COST FOR POINT WEAR)			$50,669	17.05	4.05	6.76	0.67	0.00	29
	H10NP027	GH9	HAMMERS, HYDRAULIC, 3,000 FT-LBS, IMPACT FREQUENCY 590 BPM (ADD 40,000-56,000 EXCAVATOR)(ADD COST FOR POINT WEAR)			$59,306	19.61	4.74	7.91	0.78	0.00	36
	H10NP028	GH12	HAMMERS, HYDRAULIC, 5,500 FT-LBS, IMPACT FREQUENCY 430 BPM (ADD 56,000-86,000 LB EXCAVATOR)(ADD COST FOR POINT WEAR)			$82,200	26.80	6.56	10.96	1.08	0.00	57
	H10NP029	GH15	HAMMERS, HYDRAULIC, 8,000 FT-LBS, IMPACT FREQUENCY 360 BPM (ADD 66,000-100,000 LB EXCAVATOR)(ADD COST FOR POINT WEAR)			$107,393	34.27	8.57	14.32	1.41	0.00	68
	H10NP030	GH40	HAMMERS, HYDRAULIC, 17,000 FT-LBS, IMPACT FREQUENCY 290 BPM (ADD 160,000-260,000 LB EXCAVATOR)(ADD COST FOR POINT WEAR)			$259,983	79.56	20.75	34.66	3.42	0.00	170

Table 2-1
Hourly Equipment Ownership and Operating Expense

CAT	REGION 3 ID.NO.	MODEL	EQUIPMENT DESCRIPTION	ENGINE HORSEPOWER AND FUEL TYPE MAIN	CARRIER	VALUE (TEV) 2015 ($)	TOTAL HOURLY RATES ($/HR) AVERAGE	STANDBY	ADJUSTABLE ELEMENTS DEPR	FCCM	FUEL	CWT
H13 HAZARDOUS/TOXIC WASTE EQUIPMENT												
	SUBCATEGORY 0.11		**COMPACTORS (Compression force) 0 THRU 50 TONS**									
	WASTE CONTROL SYSTEMS, INC.											
	H13CO002	8041CC	HAZARDOUS/TOXIC WASTE EQUIPMENT, COMPACTOR, 37 TON HAZARD WASTE IN-DRUM , EXPLOSION PROOF	5 HP E		$19,797	4.07	1.08	1.68	0.24	0.32	167
	ENVIRO PAK											
	H13EP001	4000HM	HAZARDOUS/TOXIC WASTE EQUIPMENT, COMPACTOR, 30 TON HAZARDOUS WASTE, HAZ-MAT STORAGE CONTAINER 40"X40"X40"	5 HP E		$55,035	10.03	3.00	4.68	0.66	0.32	32
	TEEMARK CORPORATION											
	H13TH001	DPC60-E50	HAZARDOUS/TOXIC WASTE EQUIPMENT, COMPACTOR, 30 TON DRUM CRUSHER	5 HP E		$14,362	2.90	0.78	1.22	0.17	0.32	20
	H13TH002	DPC60-D90	HAZARDOUS/TOXIC WASTE EQUIPMENT, COMPACTOR, 30 TON DRUM CRUSHER	9 HP D-off		$17,588	3.70	0.96	1.49	0.21	0.67	32
	H13TH003	DPC85-D90	HAZARDOUS/TOXIC WASTE EQUIPMENT, COMPACTOR, 42.5 TON DRUM CRUSHER	9 HP D-off		$18,444	3.85	1.01	1.57	0.22	0.67	47
	ADVANCED ENVIRONMENTAL SOLUTIONS											
	H13YB004	SMASH-IT CY BOX COMP	HAZARDOUS/TOXIC WASTE EQUIPMENT, COMPACTOR, COMPACTS 3'X3'X3' BOX, 6000 LBS FORCE, 27" STROKE LENGTH, 3:1 COMPACTION RATIO			$6,924	1.17	0.38	0.59	0.08	0.00	3

Table 2-1
Hourly Equipment Ownership and Operating Expense

CAT	REGION 3 ID.NO.	MODEL	EQUIPMENT DESCRIPTION	ENGINE HORSEPOWER AND FUEL TYPE MAIN	CARRIER	VALUE (TEV) 2015 ($)	TOTAL HOURLY RATES ($/HR) AVERAGE	STANDBY	ADJUSTABLE ELEMENTS DEPR	FCCM	FUEL	CWT
	SUBCATEGORY 0.12		**COMPACTORS (Compression force) OVER 50 TONS**									
	WASTE CONTROL SYSTEMS, INC.											
	H13CO003	8551	HAZARDOUS/TOXIC WASTE EQUIPMENT, COMPACTOR, 85 TON HAZARD WASTE IN-DRUM	3 HP E		$43,726	6.94	1.99	2.92	0.53	0.19	270
	H13CO004	8564	HAZARDOUS/TOXIC WASTE EQIPMENT, COMPACTOR, 85 TON HAZARD WASTE IN-DRUM, W/HEPA FILTER	3 HP E		$54,043	8.70	2.46	3.60	0.66	0.19	290
	H13CO006	8560-EX	HAZARDOUS/TOXIC WASTE EQUIPMENT, COMPACTOR, 85 TON HAZARD WASTE IN-DRUM, W/HEPA FILTER & SS PLATEN & CHAMBER	3 HP E		$71,388	11.09	3.25	4.76	0.87	0.19	300
	H13CO005	8560-EXL	HAZARDOUS/TOXIC WASTE EQUIPMENT, COMPACTOR, 85 TON HAZARD WASTE IN-DRUM, EXPLOSION PROOF, W/LIQUID REMOVAL SYSTEM	3 HP E		$79,528	12.43	3.62	5.30	0.97	0.19	310
	ENVIRO PAK											
	H13EP002	9600HM	HAZARDOUS/TOXIC WASTE EQUIPMENT, COMPACTOR, 42.5 TON HAZARDOUS WASTE, B-25 METAL STORAGE CONTAINER 4'X4'X6'	8 HP E		$60,838	9.91	2.77	4.06	0.74	0.47	100

Table 2-1
Hourly Equipment Ownership and Operating Expense

CAT	REGION 3 ID.NO.	MODEL	EQUIPMENT DESCRIPTION	ENGINE HORSEPOWER AND FUEL TYPE MAIN	CARRIER	VALUE (TEV) 2015 ($)	TOTAL HOURLY RATES ($/HR) AVERAGE	STANDBY	ADJUSTABLE ELEMENTS DEPR	FCCM	FUEL	CWT
	SUBCATEGORY 0.21		**FILTER PRESSES, STATIONARY**									
	DURCO FILTERS											
	H13DC001	EP1000/32-48	HAZARDOUS/TOXIC WASTE EQUIPMENT, FILTER PRESS, STATIONARY, 48 CHAMBERS, 1M X 1M POLYPROPYLENE PLATES, 40 CF CAKE CAPACITY PER FILTER, 830 SF TOTAL FILTER AREA, HYDRAULIC RAM 100 PSIG			$58,359	10.13	3.06	4.67	0.72	0.00	108
	H13DC002	EP1200/32-78	HAZARDOUS/TOXIC WASTE EQUIPMENT, FILTER PRESS, STATIONARY, 72 CHAMBERS, 1.2M X 1.2M POLYPROPYLENE PLATES, 97 CF CAKE CAPACITY PER FILTER, 1825 SF TOTAL FILTER AREA, HYDRAULIC RAM 100 PSIG			$143,918	24.98	7.54	11.51	1.78	0.00	244
	H13DC003	EP1500/32-76	HAZARDOUS/TOXIC WASTE EQUIPMENT, FILTER PRESS, STATIONARY, 76 CHAMBERS, 1.2M X 1.2M POLYPROPYLENE PLATES, 97 CF CAKE CAPACITY PER FILTER, 1825 SF TOTAL FILTER AREA, HYDRAULIC RAM 100 PSIG			$196,909	34.18	10.32	15.75	2.44	0.00	236
	H13DC004	EP1200/32-100	HAZARDOUS/TOXIC WASTE EQUIPMENT, FILTER PRESS, STATIONARY, 100 CHAMBERS, 1.5M X 1.5M POLYPROPYLENE PLATES, 200 CF CAKE CAPACITY PER FILTER, 4042 SF TOTAL FILTER AREA, HYDRAULIC RAM 100 PSIG			$224,304	38.93	11.75	17.94	2.78	0.00	255
	EVOQUA											
	H13EV001	PLC 25-1000	HAZARDOUS/TOXIC WASTE EQUIPMENT, FILTER PRESS, STATIONARY, 25 CF STANDARD FILTER PRESS, 1,000 MM SQ	2 HP E		$63,219	11.10	3.31	5.06	0.78	0.09	125

Table 2-1
Hourly Equipment Ownership and Operating Expense

CAT	ID.NO.	MODEL	REGION 3 EQUIPMENT DESCRIPTION	ENGINE HORSEPOWER AND FUEL TYPE MAIN	ENGINE HORSEPOWER AND FUEL TYPE CARRIER	VALUE (TEV) 2015 ($)	TOTAL HOURLY RATES ($/HR) AVERAGE	TOTAL HOURLY RATES ($/HR) STANDBY	ADJUSTABLE ELEMENTS DEPR	ADJUSTABLE ELEMENTS FCCM	ADJUSTABLE ELEMENTS FUEL	CWT
H13			***EVOQUA (continued)***									
	H13EV003	PLC 115-1200	HAZARDOUS/TOXIC WASTE EQUIPMENT, FILTER PRESS, STATIONARY, 115 CF STANDARD FILTER PRESS, 1,200 MM SQ	2 HP E		$138,098	24.10	7.24	11.05	1.71	0.09	460
	H13EV004	PLC 180-1500	HAZARDOUS/TOXIC WASTE EQUIPMENT, FILTER PRESS, STATIONARY, 180 CF STANDARD FILTER PRESS, 1,500 MM SQ	3 HP E		$278,769	48.68	14.61	22.30	3.46	0.19	680
	H13EV005	PLC 270-1500	HAZARDOUS/TOXIC WASTE EQUIPMENT, FILTER PRESS, STATIONARY, 270 CF MAXI FILTER PRESS, 1,500 MM SQ	10 HP E		$368,245	64.86	19.30	29.46	4.57	0.63	1,100
	SUBCATEGORY 0.22		**FILTER PRESSES, MOBILE**									
	DURCO FILTERS											
	H13DC005	EP1200/32-78 TRLR	HAZARDOUS/TOXIC WASTE EQUIPMENT, FILTER PRESS, MOBILE, 72 CHAMBERS, 1.2M X 1.2M POLYPROPYLENE PLATES, 97 CF CAKE CAPACITY PER FILTER, 1825 SF TOTAL FILTER AREA, HYDRAULIC RAM 100 PSIG, TRLR MTD	A		$168,564	28.91	9.02	14.00	2.02	0.00	304
	H13DC006	EP1500/32-76 TRLR	HAZARDOUS/TOXIC WASTE EQUIPMENT, FILTER PRESS, MOBILE, 76 CHAMBERS, 1.2M X 1.2M POLYPROPYLENE PLATES, 97 CF CAKE CAPACITY PER FILTER, 1825 SF TOTAL FILTER AREA, HYDRAULIC RAM 100 PSIG, TRLR MTD	A		$221,533	38.38	11.91	18.50	2.66	0.00	396

Table 2-1
Hourly Equipment Ownership and Operating Expense

CAT	ID.NO.	MODEL	REGION 3 EQUIPMENT DESCRIPTION	ENGINE HORSEPOWER AND FUEL TYPE MAIN	ENGINE HORSEPOWER AND FUEL TYPE CARRIER	VALUE (TEV) 2015 ($)	TOTAL HOURLY RATES ($/HR) AVERAGE	TOTAL HOURLY RATES ($/HR) STANDBY	ADJUSTABLE ELEMENTS DEPR	ADJUSTABLE ELEMENTS FCCM	ADJUSTABLE ELEMENTS FUEL	CWT
H13			***DURCO FILTERS (continued)***									
	H13DC007	EP1000/32-48 M TRLR	HAZARDOUS/TOXIC WASTE EQUIPMENT, FILTER PRESS, MOBILE, 48 CHAMBERS, 1M X 1M POLYPROPYLENE PLATES, 40 CF CAKE CAPACITY PER FILTER, 830 SF TOTAL FILTER AREA, HYDRAULIC RAM 100 PSIG, FLATBED SEMI TRAILER MTD			$83,672	15.04	4.39	6.78	1.00	0.00	168
	H13DC008	EP1200/32-100 M TRLR	HAZARDOUS/TOXIC WASTE EQUIPMENT, FILTER PRESS, MOBILE, 100 CHAMBERS, 1.5M X 1.5M POLYPROPYLENE PLATES, 200 CF CAKE CAPACITY PER FILTER, 4042 SF TOTAL FILTER AREA, HYDRAULIC RAM 100 PSIG, FLATBED SEMI TRAILER MTD			$248,942	43.01	13.40	20.83	2.98	0.00	315
	EVOQUA											
	H13EV002	PLC 100-1200M	HAZARDOUS/TOXIC WASTE EQUIPMENT, FILTER PRESS, MOBILE, 100 CF STANDARD FILTER PRESS, 1,200 MM SQ, TRAILER MOUNTED	3 HP E		$550,085	94.86	29.98	46.76	6.60	0.19	145
	H13EV006	PLC 25-1000-TRLR	HAZARDOUS/TOXIC WASTE EQUIPMENT, FILTER PRESS, MOBILE, 25 CF STANDARD FILTER PRESS, 1,000 MM SQ, FLATBED SEMI TRAILER MTD	2 HP E		$442,874	75.95	23.97	37.31	5.31	0.09	185
	H13EV007	PLC 115-1200-TRLR	HAZARDOUS/TOXIC WASTE EQUIPMENT, FILTER PRESS, MOBILE, 115 CF STANDARD FILTER PRESS, 1,200 MM SQ, FLATBED SEMI TRAILER MTD	2 HP E		$566,522	96.86	30.70	47.82	6.79	0.09	520
	H13EV008	PLC 180-1500-TRLR	HAZARDOUS/TOXIC WASTE EQUIPMENT, FILTER PRESS, MOBILE, 180 CF STANDARD FILTER PRESS, 1,500 MM SQ, FLATBED SEMI TRAILER MTD	3 HP E		$837,273	142.83	45.46	70.84	10.04	0.19	740

Table 2-1
Hourly Equipment Ownership and Operating Expense

CAT	REGION 3 ID.NO.	MODEL	EQUIPMENT DESCRIPTION	ENGINE HORSEPOWER AND FUEL TYPE MAIN	CARRIER	VALUE (TEV) 2015 ($)	TOTAL HOURLY RATES ($/HR) AVERAGE	STANDBY	ADJUSTABLE ELEMENTS DEPR	FCCM	FUEL	CWT
	SOMAT WASTE REDUCTION TECHNOLOGY											
	H13S5001	1PB-6D	HAZARDOUS/TOXIC WASTE EQUIPMENT, FILTER PRESS, MOBILE, PUSHER SCREW PRESS, 6-15 GPM CAPACITY, TRAILER MOUNTED	3 HP E		$73,185	12.66	3.99	6.22	0.88	0.19	14
	H13S5002	1PB-9D	HAZARDOUS/TOXIC WASTE EQUIPMENT, FILTER PRESS, MOBILE, PUSHER SCREW PRESS, 15-40 GPM CAPACITY, TRAILER MOUNTED	5 HP E		$114,549	19.85	6.24	9.74	1.37	0.32	35
	H13S5003	2PB-9D	HAZARDOUS/TOXIC WASTE EQUIPMENT, FILTER PRESS, MOBILE, PUSHER SCREW PRESS, 30-80 GPM CAPACITY, TRAILER MOUNTED	5 HP E		$136,045	23.48	7.41	11.56	1.63	0.32	40
	SUBCATEGORY 0.30		**CENTRIFUGES**									
	NORTH STAR ENGINEERED PRODUCTS, INC.											
	H13BC014	805 TX	HAZARDOUS/TOXIC WASTE EQUIPMENT CENTRIFUGE FIXED SPEED, TIMER, 100 LB. DRY WEIGHT	5 HP E		$22,397	8.81	2.56	4.48	0.32	0.32	10
	H13BC006	605 TX	HAZARDOUS/TOXIC WASTE EQUIPMENT, CENTRIFUGE, FIXED SPEED, TIMER, 60 LB DRY WT.	3 HP E		$17,734	6.88	2.03	3.55	0.25	0.19	9
	H13BC008	755	HAZARDOUS/TOXIC WASTE EQUIPMENT, CENTRIFUGE, FIXED SPEED, MANUAL CONTROL, EXPLOSION PROOF, 100 LB	5 HP E		$36,129	13.92	4.13	7.23	0.51	0.32	12

Table 2-1
Hourly Equipment Ownership and Operating Expense

CAT	REGION 3 ID.NO.	MODEL	EQUIPMENT DESCRIPTION	ENGINE HORSEPOWER AND FUEL TYPE MAIN	CARRIER	VALUE (TEV) 2015 ($)	TOTAL HOURLY RATES ($/HR) AVERAGE	STANDBY	ADJUSTABLE ELEMENTS DEPR	FCCM	FUEL	CWT
	SUBCATEGORY 0.40		**SHREDDERS**									
	GRANUTE-SATURN SYSTEMS(MAC CORPORATION)											
	H13MN001	52-32HT	HAZARDOUS/TOXIC WASTE EQUIPMENT, SHREDDER, 32" X 52" OPENING, TRAILER MTD, W/DIESEL GENERATOR SET/ BELT-TYPE INFEED & DISCHARGE CONVEYORS	150 HP D-off		$461,661	96.62	24.90	38.73	5.53	11.11	200
	H13MN002	62-40HT	HAZARDOUS/TOXIC WASTE EQUIPMENT, SHREDDER, 38" X 62" OPENING, TRAILER MTD, W/DIESEL GENERATOR SET, HOOK-TYPE INFEED FOR TIRES, & DISCHARGE CONVEYOR	200 HP D-off		$537,291	115.49	29.10	45.32	6.44	14.82	300
	H13MN003	62-40HT	HAZARDOUS/TOXIC WASTE EQUIPMENT, SHREDDER, 38" X 62" OPENING, TRAILER MTD, W/DIESEL GENERATOR SET, CRANE GRAPPLE & DISCHARGE CONVEYOR SYSTEM	200 HP D-off		$634,223	133.76	34.38	53.56	7.60	14.82	300
	H13MN004	72-46HT	HAZARDOUS/TOXIC WASTE EQUIPMENT, SHREDDER, 45" X 72" OPENING , TRAILER MTD, W/DIESEL GENERATOR SET, CRANE GRAPPLE & DISCHARGE CONVEYOR SYSTEM	300 HP D-off		$705,002	155.56	38.24	59.57	8.45	22.23	400
	SHRED-TECH LIMITED											
	H13SH001	ST-25	HAZARDOUS/TOXIC WASTE EQUIPMENT, SHREDDER, 29" X 42" OPENING, TRAILER MTD. (ADD COST FOR CONVEYOR SYSTEM, POWER SUPPLY, AND TRAILER)	20 HP E		$726,453	131.24	39.59	61.75	8.71	1.26	23

Table 2-1
Hourly Equipment Ownership and Operating Expense

CAT	ID.NO.	MODEL	REGION 3 EQUIPMENT DESCRIPTION	ENGINE HORSEPOWER AND FUEL TYPE MAIN	CARRIER	VALUE (TEV) 2015 ($)	TOTAL HOURLY RATES ($/HR) AVERAGE	STANDBY	ADJUSTABLE ELEMENTS DEPR	FCCM	FUEL	CWT
H13			***SHRED-TECH LIMITED (continued)***									
	H13SH002	ST-25EL	HAZARDOUS/TOXIC WASTE EQUIPMENT, SHREDDER, 29" X 46" OPENING, TRAILER MTD. (ADD COST FOR CONVEYOR SYSTEM, POWER SUPPLY, AND TRAILER)	20 HP E		$736,291	132.99	40.12	62.58	8.83	1.26	25
	H13SH005	ST-100	HAZARDOUS/TOXIC WASTE EQUIPMENT, SHREDDER, 63" X 70" OPENING, TRAILER MTD. (ADD COST FOR CONVEYOR SYSTEM, POWER SUPPLY, AND TRAILER)	100 HP E		$1,081,223	201.65	58.91	91.90	12.96	6.31	145
	H13SH006	ST-400EL	HAZARDOUS/TOXIC WASTE EQUIPMENT, SHREDDER, 46" X 75" OPENING, TRAILER MTD. (ADD COST FOR CONVEYOR SYSTEM, POWER SUPPLY, AND TRAILER)	200 HP E		$1,278,309	245.75	69.66	108.66	15.33	12.61	350
	H13SH007	ST-400ES	HAZARDOUS/TOXIC WASTE EQUIPMENT, SHREDDER, 46" X 53" OPENING, TRAILER MTD. (ADD COST FOR CONVEYOR SYSTEM, POWER SUPPLY, AND TRAILER)	200 HP E		$1,180,268	228.27	64.31	100.32	14.15	12.61	300
	SUBCATEGORY 0.71		**WASTE HANDLING EQUIPMENT, DRUM HANDLING**									
	INLINE FILLING SYSTEMS											
	H13I2001	DRUM FILLING MACHINE	HAZARDOUS/TOXIC WASTE EQUIPMENT, WASTE HANDLING EQUIPMENT, DRUM HANDLING, DRUM FILLER, 55 GAL TOP FILL	3 HP E		$55,034	25.13	6.61	11.69	0.76	0.19	11
	NO SPECIFIC MANUFACTURER											
	H13XX001	DC7000-10	HAZARDOUS/TOXIC WASTE EQUIPMENT, WASTE HANDLING EQUIPMENT, 55 GAL DRUM CRUSHER, 3 KSI CRUSHING FORCE	10 HP E		$23,815	11.66	2.86	5.06	0.33	0.63	10

Table 2-1
Hourly Equipment Ownership and Operating Expense

CAT	ID.NO.	MODEL	REGION 3 EQUIPMENT DESCRIPTION	ENGINE HORSEPOWER AND FUEL TYPE MAIN	ENGINE HORSEPOWER AND FUEL TYPE CARRIER	VALUE (TEV) 2015 ($)	TOTAL HOURLY RATES ($/HR) AVERAGE	TOTAL HOURLY RATES ($/HR) STANDBY	ADJUSTABLE ELEMENTS DEPR	ADJUSTABLE ELEMENTS FCCM	ADJUSTABLE ELEMENTS FUEL	CWT
H13			***NO SPECIFIC MANUFACTURER (continued)***									
	H13XX002	DW55-ITR	HAZARDOUS/TOXIC WASTE EQUIPMENT, WASTE HANDLING EQUIPMENT, 55 GAL DRUM WASHER W/ IMMERSION HEATER, AUTO FILL, AND 1.5 HP DISCHARGE PUMP, PLC OPERATION	2 HP E		$133,424	60.41	16.02	28.35	1.84	0.09	15
	H13XX003	FRK LFT DRUM GRAB	HAZARDOUS/TOXIC WASTE EQUIPMENT, WASTE HANDLING EQUIPMENT, ADAPTS FORKLIFT TO LIFT/TRANSPORT 55 GAL DRUMS 1K LOAD CAPACITY			$471	0.22	0.06	0.10	0.01	0.00	1
	H13XX004	DRUM TRUCK	HAZARDOUS/TOXIC WASTE EQUIPMENT, WASTE HANDLING EQUIPMENT, 55 GAL PALLET JACK STYLE DRUM LIFT TRUCK, 660 LB CAPACITY, ON CASTORS			$985	0.44	0.12	0.21	0.01	0.00	1
H20	**HOISTS & AIR WINCHES**											
	SUBCATEGORY 0.00		**HOISTS & AIR WINCHES**									
	INGERSOLL RAND CO.											
	H20IR002	FA2.5i	AIR WINCH, MANUAL BRAKE, 24" DRUM, 5,000 LBS CAP, 145 FPM (ADD 700 CFM COMPRESSOR)			$33,897	6.35	1.93	3.01	0.42	0.00	11
	H20IR003	FA5i	AIR WINCH, MANUAL BRAKE, 24" DRUM, 11,000 LBS CAP, 65 FPM (ADD 700 CFM COMPRESSOR)			$44,859	8.45	2.56	3.99	0.56	0.00	19
	H20IR004	FA10i	AIR WINCH, AUTOMATIC BRAKE, 24" DRUM, 22,000 LBS CAP, 30 FPM (ADD 800 CFM COMPRESSOR)			$67,310	12.62	3.83	5.98	0.84	0.00	32

Table 2-1
Hourly Equipment Ownership and Operating Expense

CAT	REGION 3 ID.NO.	MODEL	EQUIPMENT DESCRIPTION	ENGINE HORSEPOWER AND FUEL TYPE MAIN	CARRIER	VALUE (TEV) 2015 ($)	TOTAL HOURLY RATES ($/HR) AVERAGE	STANDBY	ADJUSTABLE ELEMENTS DEPR	FCCM	FUEL	CWT
H25 HYDRAULIC EXCAVATORS, CRAWLER MOUNTED												
	SUBCATEGORY 0.10		**0 LBS THRU 12,500 LBS**									
	CATERPILLAR INC. (MACHINE DIVISION)											
	H25CA006	300.9D	HYDRAULIC EXCAVATOR, MINI, CRAWLER-RUBBER TRACK, 2,200 LBS, 0.05 CY BUCKET, 5.67' MAX DIGGING DEPTH	13 HP D-off		$27,559	6.12	1.65	2.58	0.36	0.96	22
	H25CA007	301.4C	HYDRAULIC EXCAVATOR, MINI, CRAWLER-RUBBER TRACK, 3,100 LBS, 0.07 CY BUCKET, 7' 2" MAX DIGGING DEPTH	18 HP D-off		$34,593	7.82	2.07	3.24	0.45	1.33	31
	H25CA008	302.4D	HYDRAULIC EXCAVATOR, MINI, CRAWLER-RUBBER TRACK, 4,600 LBS, 0.07 CY BUCKET, 7' 11" MAX DIGGING DEPTH	18 HP D-off		$45,063	9.74	2.70	4.22	0.59	1.33	46
	H25CA009	302.7D CR	HYDRAULIC EXCAVATOR, MINI, CRAWLER-RUBBER TRACK, 5,900 LBS, 0.07 CY BUCKET, 8' 4" MAX DIGGING DEPTH	21 HP D-off		$46,474	10.27	2.79	4.36	0.61	1.56	59
	H25CA010	304E2	HYDRAULIC EXCAVATOR, MINI, CRAWLER-RUBBER TRACK, 8,600 LBS, 0.16 CY BUCKET, 10' 9" MAX DIGGING DEPTH	41 HP D-off		$63,981	15.13	3.84	6.00	0.84	3.04	86
	H25CA034	301.7D CR	HYDRAULIC EXCAVATOR, MINI, CRAWLER-RUBBER TRACK, 3800 LBS, 0.07 CY BUCKET, 7.22' MAX DIGGING DEPTH	18 HP D-off		$38,671	8.58	2.33	3.63	0.51	1.33	38
	H25CA035	303.5E CR	HYDRAULIC EXCAVATOR, MINI, CRAWLER-RUBBER TRACK, 7,700 LBS, 0.11 CY BUCKET, 9.6' MAX DIGGING DEPTH	24 HP D-off		$56,040	12.20	3.36	5.25	0.73	1.74	78
	H25CA036	305E2	HYDRAULIC EXCAVATOR, MINI, CRAWLER-RUBBER TRACK, 11,500 LBS, 0.17 CY BUCKET, 10.8' MAX DIGGING DEPTH	40 HP D-off		$72,221	16.57	4.33	6.77	0.94	2.98	115

Table 2-1
Hourly Equipment Ownership and Operating Expense

CAT	REGION 3 ID.NO.	MODEL	EQUIPMENT DESCRIPTION	ENGINE HORSEPOWER AND FUEL TYPE MAIN	CARRIER	VALUE (TEV) 2015 ($)	TOTAL HOURLY RATES ($/HR) AVERAGE	STANDBY	ADJUSTABLE ELEMENTS DEPR	FCCM	FUEL	CWT
	CASE CORPORATION											
	H25CS001	CX17C	HYDRAULIC EXCAVATOR, MINI, CRAWLER RUBBER TRACK, 4,110 LBS, 0.05 CY BUCKET, 7' 9" MAX DIGGING DEPTH	18 HP D-off		$33,757	7.67	2.02	3.16	0.44	1.33	41
	H25CS002	CX26C	HYDRAULIC EXCAVATOR, MINI, CRAWLER RUBBER TRACK, 5,830 LBS, 0.09 CY BUCKET, 8' 8" MAX DIGGING DEPTH	25 HP D-off		$43,035	9.94	2.58	4.03	0.56	1.84	58
	H25CS003	CX33C	HYDRAULIC EXCAVATOR, MINI, CRAWLER RUBBER TRACK, 7,420 LBS, 0.12 CY BUCKET, 10' 11" MAX DIGGING DEPTH	24 HP D-off		$49,593	11.11	2.98	4.65	0.65	1.81	74
	H25CS004	CX37C	HYDRAULIC EXCAVATOR, MINI, CRAWLER RUBBER TRACK, 8,660 LBS, 0.14 CY BUCKET, 11' 3" MAX DIGGING DEPTH	24 HP D-off		$55,193	12.13	3.31	5.17	0.72	1.81	87
	H25CS005	CX57C	HYDRAULIC EXCAVATOR, MINI, CRAWLER RUBBER TRACK, 12,300 LBS, 0.24 CY BUCKET, 13' 4" MAX DIGGING DEPTH	67 HP D-off		$83,916	20.96	5.04	7.87	1.10	4.96	123
	KOMATSU AMERICA INTERNATIONAL COMPANY											
	H25KM034	PC88MR-10	HYDRAULIC EXCAVATOR, CRAWLER, 18,739 LBS, 0.26 CY BUCKET, 15' 0" MAX DIGGING DEPTH	66 HP D-off		$140,009	31.12	8.40	13.13	1.83	4.89	193
	H25KM021	PC45MR-5	HYDRAULIC EXCAVATOR, CRAWLER-RUBBER TRACK, 10,737 LBS, 0.21 CY BUCKET, 12'0" MAX DIGGING DEPTH	38 HP D-off		$94,711	20.50	5.68	8.88	1.24	2.82	107
	H25KM022	PC55MR-5	HYDRAULIC EXCAVATOR, CRAWLER-RUBBER TRACK, 11,354 LBS, 0.24 CY BUCKET, 12'6" MAX DIGGING DEPTH	38 HP D-off		$104,629	22.31	6.28	9.81	1.37	2.82	114
	H25KM023	PC78US-8	HYDRAULIC EXCAVATOR, CRAWLER, 16,240 LBS, 0.37 CY BUCKET, 15'5" MAX DIGGING DEPTH	65 HP D-off		$139,824	31.01	8.39	13.11	1.83	4.82	178

Table 2-1
Hourly Equipment Ownership and Operating Expense

CAT	REGION 3 ID.NO.	MODEL	EQUIPMENT DESCRIPTION	ENGINE HORSEPOWER AND FUEL TYPE MAIN	CARRIER	VALUE (TEV) 2015 ($)	TOTAL HOURLY RATES ($/HR) AVERAGE	STANDBY	ADJUSTABLE ELEMENTS DEPR	FCCM	FUEL	CWT
	MELROE BOBCAT											
	H25ME001	E20	HYDRAULIC EXCAVATOR, CRAWLER-RUBBER TRACK, 4,306 LBS, 1.4 CY BUCKET, 8'6" MAX DIGGING DEPTH	14 HP D-off		$31,293	6.88	1.88	2.93	0.41	1.03	43
	H25ME002	E35	HYDRAULIC EXCAVATOR, CRAWLER-RUBBER TRACK, 7,468 LBS, 0.10 CY BUCKET, 10'2" MAX DIGGING DEPTH	34 HP D-off		$52,871	12.47	3.17	4.96	0.69	2.48	75
	H25ME003	E50	HYDRAULIC EXCAVATOR, CRAWLER-RUBBER TRACK, 10,677 LBS, 0.18 CY BUCKET, 11' 6" MAX DIGGING DEPTH	50 HP D-off		$73,755	17.65	4.42	6.91	0.96	3.69	107
	SUBCATEGORY 0.11		**OVER 12,500 LBS THRU 40,000 LBS**									
	CATERPILLAR INC. (MACHINE DIVISION)											
	H25CA011	307E2	HYDRAULIC EXCAVATOR, CRAWLER-RUBBER TRACK, 16,000 LBS, 0.48 CY BUCKET, 13' 4" MAX DIGGING DEPTH	51 HP D-off		$108,111	22.94	6.17	9.54	1.40	3.78	161
	H25CA012	313F L GC	HYDRAULIC EXCAVATOR, CRAWLER, 29,300 LBS, 0.69 CY BUCKET, 19' 9" MAX DIGGING DEPTH	70 HP D-off		$194,051	39.38	11.08	17.12	2.52	5.19	293
	H25CA013	314 E CR	HYDRAULIC EXCAVATOR, CRAWLER, 32,600 LBS, 1.0 CY BUCKET, 19' 6" MAX DIGGING DEPTH	89 HP D-off		$234,674	47.98	13.41	20.71	3.05	6.59	326
	H25CA014	316F L	HYDRAULIC EXCAVATOR, CRAWLER, 38,600 LBS, 1.0 CY BUCKET, 21' 7" MAX DIGGING DEPTH	117 HP D-off		$222,001	48.14	12.68	19.59	2.88	8.67	386
	H25CA038	308E2	HYDRAULIC EXCAVATOR, CRAWLER, 14,310 LBS, 0.48 CY BUCKET, 15.25' MAX DIGGING DEPTH	65 HP D-off		$144,043	30.33	8.23	12.71	1.87	4.82	185

Table 2-1
Hourly Equipment Ownership and Operating Expense

CAT	ID.NO.	MODEL	REGION 3 EQUIPMENT DESCRIPTION	ENGINE HORSEPOWER AND FUEL TYPE MAIN	ENGINE HORSEPOWER AND FUEL TYPE CARRIER	VALUE (TEV) 2015 ($)	TOTAL HOURLY RATES ($/HR) AVERAGE	TOTAL HOURLY RATES ($/HR) STANDBY	ADJUSTABLE ELEMENTS DEPR	ADJUSTABLE ELEMENTS FCCM	ADJUSTABLE ELEMENTS FUEL	CWT
H25			***CATERPILLAR INC. (MACHINE DIVISION) (continued)***									
	H25CA020	311F RR	HYDRAULIC EXCAVATOR, CRAWLER, 30,600 LBS, 0.69 CY BUCKET, 18.4' MAX DIGGING DEPTH	70 HP D-off		$195,533	39.63	11.17	17.25	2.54	5.19	273
	H25CA021	312E	HYDRAULIC EXCAVATOR, CRAWLER, 33,080 LBS, 1.0 CY BUCKET, 18.2' MAX DIGGING DEPTH	91 HP D-off		$194,180	41.15	11.09	17.13	2.52	6.74	331
	CASE CORPORATION											
	H25CS021	CX80C	HYDRAULIC EXCAVATOR, CRAWLER, 18,900 LBS, 0.59 CY BUCKET, 15.33' MAX DIGGING DEPTH	54 HP D-off		$152,117	30.79	8.69	13.42	1.98	4.00	190
	H25CS022	CX130D	HYDRAULIC EXCAVATOR, CRAWLER, 30,400 LBS, 0.97 CY BUCKET, 19.83' MAX DIGGING DEPTH	102 HP D-off		$215,131	45.69	12.28	18.98	2.79	7.56	304
	H25CS023	CX160D	HYDRAULIC EXCAVATOR, CRAWLER, 38,400 LBS, 0.97 CY BUCKET, 21.33' MAX DIGGING DEPTH	112 HP D-off		$270,088	56.03	15.43	23.83	3.51	8.30	384
	IRON DIRECT											
	H25ID001	CDM6150	HYDRAULIC EXCAVATOR, CRAWLER, 30,800 LBS, 0.7 CY BUCKET, 18.2' MAX DIGGING DEPTH	121 HP D-off		$104,618	28.19	5.98	9.23	1.36	8.94	308
	KOBELCO AMERICA INC.											
	H25KC027	SK140SR LC-3	HYDRAULIC EXCAVATOR, CRAWLER, 33,100 LBS, 0.90 CY BUCKET, 19' 7" MAX DIGGING DEPTH	93 HP D-off		$185,390	39.80	10.59	16.36	2.41	6.88	331

Table 2-1
Hourly Equipment Ownership and Operating Expense

CAT	ID.NO.	MODEL	REGION 3 EQUIPMENT DESCRIPTION	ENGINE HORSEPOWER AND FUEL TYPE MAIN	CARRIER	VALUE (TEV) 2015 ($)	TOTAL HOURLY RATES ($/HR) AVERAGE	STANDBY	ADJUSTABLE ELEMENTS DEPR	FCCM	FUEL	CWT
H25			***KOBELCO AMERICA INC. (continued)***									
	H25KC017	SK75SR-3E	HYDRAULIC EXCAVATOR, CRAWLER, 17,100 LBS, 0.46 CY BUCKET, 15' MAX DIGGING DEPTH	55 HP D-off		$140,091	28.79	8.00	12.36	1.82	4.07	171
	KOMATSU AMERICA INTERNATIONAL COMPANY											
	H25KM001	PC138USLC-10	HYDRAULIC EXCAVATOR, CRAWLER, 31,791 LBS, 1.0 CY BUCKET, 18.0' MAX DIGGING DEPTH	94 HP D-off		$267,872	54.13	15.30	23.64	3.48	6.96	326
	H25KM003	PC170LC-10	HYDRAULIC EXCAVATOR, CRAWLER, 38,100 LBS, 1.24 CY BUCKET, 19' 7" MAX DIGGING DEPTH	115 HP D-off		$263,226	55.10	15.04	23.23	3.42	8.52	416
	LINK-BELT CONSTRUCTION EQUIPMENT CO.											
	H25LB003	145X3	HYDRAULIC EXCAVATOR, CRAWLER, 33,200 LBS, 0.98 CY BUCKET, 18' 1" MAX DIGGING DEPTH	100 HP D-off		$154,856	35.12	8.84	13.66	2.01	7.41	332
	H25LB005	160X4	HYDRAULIC EXCAVATOR, CRAWLER, 38,400 LBS, 1.14 CY BUCKET, 19' 11" MAX DIGGING DEPTH	112 HP D-off		$160,158	37.05	9.15	14.13	2.08	8.30	384
	SUBCATEGORY 0.12		**OVER 40,000 LBS THRU 100,000 LBS**									
	CATERPILLAR INC. (MACHINE DIVISION)											
	H25CA001	336F L	HYDRAULIC EXCAVATOR, CRAWLER, 80,500 LBS, 3.15 CY BUCKET, 26' 10" MAX DIGGING DEPTH	303 HP D-off		$416,954	80.84	18.30	26.06	5.27	22.45	805
	H25CA041	323F LONG REACH	HYDRAULIC EXCAVATOR, CRAWLER, 50,900 LBS, 0.74 CY BUCKET, 38' 4" MAX DIGGING DEPTH	161 HP D-off		$278,495	50.52	12.23	17.41	3.52	11.93	509

Table 2-1
Hourly Equipment Ownership and Operating Expense

CAT	ID.NO.	MODEL	REGION 3 EQUIPMENT DESCRIPTION	ENGINE HORSEPOWER AND FUEL TYPE MAIN	ENGINE HORSEPOWER AND FUEL TYPE CARRIER	VALUE (TEV) 2015 ($)	TOTAL HOURLY RATES ($/HR) AVERAGE	TOTAL HOURLY RATES ($/HR) STANDBY	ADJUSTABLE ELEMENTS DEPR	ADJUSTABLE ELEMENTS FCCM	ADJUSTABLE ELEMENTS FUEL	CWT
H25			***CATERPILLAR INC. (MACHINE DIVISION) (continued)***									
	H25CA042	325F	HYDRAULIC EXCAVATOR, CRAWLER, 57,200 LBS, 1.31 CY BUCKET, 22' MAX DIGGING DEPTH	161 HP D-off		$245,569	46.14	10.78	15.35	3.10	11.93	572
	H25CA043	326F LONG REACH	HYDRAULIC EXCAVATOR, CRAWLER, 66,225 LBS, 1.31 CY BUCKET, 48' 4" MAX DIGGING DEPTH	203 HP D-off		$326,131	60.36	14.31	20.38	4.12	15.04	573
	H25CA044	329F	HYDRAULIC EXCAVATOR, CRAWLER, 68,209 LBS, 2.02 CY BUCKET, 23' 9" MAX DIGGING DEPTH	239 HP D-off		$342,746	65.60	15.04	21.42	4.33	17.71	630
	H25CA045	335 L CR	HYDRAULIC EXCAVATOR, CRAWLER, 83,703 LBS, 2.01 CY BUCKET, 22' 11" MAX DIGGING DEPTH	200 HP D-off		$400,162	69.96	17.56	25.01	5.05	14.82	766
	H25CA040	318E	HYDRAULIC EXCAVATOR, CRAWLER, 40,600 LBS, 1.00 CY BUCKET, 22.50' MAX DIGGING DEPTH	113 HP D-off		$243,996	41.90	10.71	15.25	3.08	8.37	410
	H25CA022	320F L	HYDRAULIC EXCAVATOR, CRAWLER, 47,400 LBS, 1.56 CY BUCKET, 25' MAX DIGGING DEPTH	161 HP D-off		$234,135	44.62	10.28	14.63	2.96	11.93	474
	CASE CORPORATION											
	H25CS024	CX210D LONG REACH	HYDRAULIC EXCAVATOR, CRAWLER, 52,650 LBS, 1.02 CY BUCKET, 39.33' MAX DIGGING DEPTH	160 HP D-off		$330,924	57.39	14.52	20.68	4.18	11.85	527
	H25CS025	CX250D LONG REACH	HYDRAULIC EXCAVATOR, CRAWLER, 63,500 LBS, 1.02 CY BUCKET, 47.75' MAX DIGGING DEPTH	177 HP D-off		$428,146	71.75	18.79	26.76	5.41	13.11	635
	H25CS026	CX300D	HYDRAULIC EXCAVATOR, CRAWLER, 67,300 LBS, 2.03 CY BUCKET, 24.83' MAX DIGGING DEPTH	207 HP D-off		$478,862	81.00	21.02	29.93	6.05	15.34	673

Table 2-1
Hourly Equipment Ownership and Operating Expense

CAT	ID.NO.	MODEL	REGION 3 EQUIPMENT DESCRIPTION	ENGINE HORSEPOWER AND FUEL TYPE MAIN	CARRIER	VALUE (TEV) 2015 ($)	TOTAL HOURLY RATES ($/HR) AVERAGE	STANDBY	ADJUSTABLE ELEMENTS DEPR	FCCM	FUEL	CWT
H25			***CASE CORPORATION (continued)***									
	H25CS027	CX350D	HYDRAULIC EXCAVATOR, CRAWLER, 82,500 LBS, 2.33 CY BUCKET, 26.67' MAX DIGGING DEPTH	268 HP D-off		$520,022	91.59	22.82	32.50	6.57	19.86	825
	IRON DIRECT											
	H25ID002	CDM6235	HYDRAULIC EXCAVATOR, CRAWLER, 48,502 LBS, 1.5 CY BUCKET, 21.58' MAX DIGGING DEPTH	194 HP D-off		$137,580	34.60	6.04	8.60	1.74	14.40	485
	H25ID003	CDM6365E	HYDRAULIC EXCAVATOR, CRAWLER, 74,957 LBS, 2.4 CY BUCKET, 23.2' MAX DIGGING DEPTH	290 HP D-off		$216,293	53.05	9.49	13.52	2.73	21.46	750
	KOBELCO AMERICA INC.											
	H25KC028	SK260 LC-10	HYDRAULIC EXCAVATOR, CRAWLER, 58,900 LBS, 2.25 CY BUCKET, 23' MAX DIGGING DEPTH	178 HP D-off		$280,706	52.23	12.31	17.54	3.54	13.19	589
	H25KC029	SK260 SRLC-3	HYDRAULIC EXCAVATOR, CRAWLER, 59,300 LBS, 1.22 CY BUCKET, 23' 1" MAX DIGGING DEPTH	166 HP D-off		$284,668	51.75	12.49	17.79	3.59	12.30	593
	H25KC030	SK350 LC-9E	HYDRAULIC EXCAVATOR, CRAWLER, 82,200 LBS, 2.75 CY BUCKET, 27'6" MAX DIGGING DEPTH	270 HP D-off		$379,830	73.13	16.67	23.74	4.80	20.00	822
	H25KC019	SK210 LC-9	HYDRAULIC EXCAVATOR, CRAWLER, 48,000 LBS, 1.22 CY BUCKET, 23' 10" MAX DIGGING DEPTH	157 HP D-off		$214,856	41.72	9.43	13.43	2.71	11.63	485
	H25KC020	SK210 LC-10	HYDRAULIC EXCAVATOR, CRAWLER, 49,000 LBS, 1.8 CY BUCKET, 23' 10" MAX DIGGING DEPTH	160 HP D-off		$234,887	44.63	10.31	14.68	2.97	11.85	494

Table 2-1
Hourly Equipment Ownership and Operating Expense

CAT	REGION 3 ID.NO.	MODEL	EQUIPMENT DESCRIPTION	ENGINE HORSEPOWER AND FUEL TYPE MAIN	CARRIER	VALUE (TEV) 2015 ($)	TOTAL HOURLY RATES ($/HR) AVERAGE	STANDBY	ADJUSTABLE ELEMENTS DEPR	FCCM	FUEL	CWT
	SUBCATEGORY 0.13		**OVER 100,000 LBS THRU 160,000 LBS**									
	CATERPILLAR INC. (MACHINE DIVISION)											
	H25CA002	349E	HYDRAULIC EXCAVATOR, CRAWLER, 105,000 LBS, 4.2 CY BUCKET, 25' MAX DIGGING DEPTH	425 HP D-off		$560,546	96.41	20.09	26.28	6.95	31.49	1,054
	H25CA003	352F	HYDRAULIC EXCAVATOR, CRAWLER, 115,700 LBS, 4.05 CY BUCKET, 28' 10" MAX DIGGING DEPTH	417 HP D-off		$590,773	99.22	21.18	27.69	7.33	30.90	1,157
	H25CA004	374F	HYDRAULIC EXCAVATOR, CRAWLER, 157,000 LBS, 4.97 CY BUCKET, 31' 8" MAX DIGGING DEPTH	472 HP D-off		$887,026	137.08	31.79	41.58	11.00	34.97	1,570
	CASE CORPORATION											
	H25CS028	CX490D	HYDRAULIC EXCAVATOR, CRAWLER, 109,300 LBS, 3.37 CY BUCKET, 30.17' MAX DIGGING DEPTH	362 HP D-off		$679,455	105.04	24.36	31.85	8.43	26.82	1,093
	H25CS029	CX700B	HYDRAULIC EXCAVATOR, CRAWLER, 153,400 LBS, 4.2 CY BUCKET, 32.33' MAX DIGGING DEPTH	463 HP D-off		$844,808	131.59	30.28	39.60	10.48	34.30	1,534
	IRON DIRECT											
	H25ID004	CDM6485	HYDRAULIC EXCAVATOR, CRAWLER, 106,263 LBS, 2.7 CY BUCKET, 25.58' MAX DIGGING DEPTH	361 HP D-off		$314,312	63.50	11.27	14.73	3.90	26.72	1,063
	KOBELCO AMERICA INC.											
	H25KC031	SK500 LC-10	HYDRAULIC EXCAVATOR, CRAWLER, 114,000 LBS 4.26 CY BUCKET, 30' 5" MAX DIGGING DEPTH	369 HP D-off		$552,302	91.15	19.80	25.89	6.85	27.34	1,140

Table 2-1
Hourly Equipment Ownership and Operating Expense

CAT	REGION 3 ID.NO.	MODEL	EQUIPMENT DESCRIPTION	ENGINE HORSEPOWER AND FUEL TYPE MAIN	CARRIER	VALUE (TEV) 2015 ($)	TOTAL HOURLY RATES ($/HR) AVERAGE	STANDBY	ADJUSTABLE ELEMENTS DEPR	FCCM	FUEL	CWT
	KOMATSU AMERICA INTERNATIONAL COMPANY											
	H25KM015	PC650LC-8	HYDRAULIC EXCAVATOR, CRAWLER, 139,330 LBS, 4.98 CY BUCKET, 27' 10" MAX DIGGING DEPTH	429 HP D-off		$1,494,084	202.64	53.55	70.04	18.53	31.78	1,464
	SUBCATEGORY 0.14		**OVER 160,000 LBS**									
	CATERPILLAR INC. (MACHINE DIVISION)											
	H25CA005	390F	HYDRAULIC EXCAVATOR, CRAWLER, 190,000 LBS, 6.0 CY BUCKET, 35' 3" MAX DIGGING DEPTH	524 HP D-off		$1,190,012	161.93	38.12	46.97	14.63	38.82	1,570
	CASE CORPORATION											
	H25CS030	CX800B	HYDRAULIC EXCAVATOR, CRAWLER, 179,000 LBS, 6.2 CY BUCKET, 23.08' MAX DIGGING DEPTH	532 HP D-off		$1,158,897	159.39	37.12	45.75	14.24	39.42	1,786
	KOMATSU AMERICA INTERNATIONAL COMPANY											
	H25KM009	PC 800 LC-8	HYDRAULIC EXCAVATOR, CRAWLER, 184,705 LBS, 6.0 CY BUCKET, 28' 3" MAX DIGGING DEPTH	487 HP D-off		$1,247,988	164.98	39.97	49.26	15.34	36.08	1,930
	H25KM033	PC2000-8	HYDRAULIC EXCAVATOR, CRAWLER, 429,900 LBS, 14.40 CY BUCKET, 30'4" MAX DIGGING DEPTH	976 HP D-off		$2,698,927	350.81	86.44	106.54	33.17	72.31	4,500

Table 2-1
Hourly Equipment Ownership and Operating Expense

CAT	REGION 3 ID.NO.	MODEL	EQUIPMENT DESCRIPTION	ENGINE HORSEPOWER AND FUEL TYPE MAIN	CARRIER	VALUE (TEV) 2015 ($)	TOTAL HOURLY RATES ($/HR) AVERAGE	STANDBY	ADJUSTABLE ELEMENTS DEPR	FCCM	FUEL	CWT
	SUBCATEGORY 0.21		**EXCAVATOR ATTACHMENTS, MOBILE SHEARS**									
	CATERPILLAR INC. (MACHINE DIVISION)											
	H25CA055	S305	HYDRAULIC EXCAVATOR, ATTACHMENT, MOBILE SHEARS, SCRAP, 9.4" JAW OPENING (ADD 10,000 LB HYDRAULIC EXCAVATOR)			$29,622	8.99	2.48	4.20	0.38	0.00	14
	H25CA057	S320B	HYDRAULIC EXCAVATOR, ATTACHMENT, MOBILE SHEARS, SCRAP, 16" JAW OPENING (ADD 20,000 LB HYDRAULIC EXCAVATOR)			$95,675	28.52	8.00	13.55	1.22	0.00	57
	H25CA066	S325B	HYDRAULIC EXCAVATOR, ATTACHMENT, MOBILE SHEARS, SCRAP, 21" JAW OPENING (ADD 45,000 LB HYDRAULIC EXCAVATOR)			$119,286	34.57	9.98	16.90	1.53	0.00	75
	H25CA067	S340B	HYDRAULIC EXCAVATOR, ATTACHMENT, MOBILE SHEARS, SCRAP, 22.0" JAW OPENING (ADD 100,000 LB HYDRAULIC EXCAVATOR)			$139,073	40.30	11.63	19.70	1.78	0.00	104
	LABOUNTY MANUFACTURING,											
	H25LU055	MSD 2250	HYDRAULIC EXCAVATOR, ATTACHMENT, MOBILE SHEARS, 30" JAW OPENING (ADD 90,000 LB HYDRAULIC EXCAVATOR)			$154,785	47.46	12.95	21.93	1.98	0.00	105
	H25LU056	MSD 2250R	HYDRAULIC EXCAVATOR, ATTACHMENT, MOBILE SHEARS, ROTATING, 30" JAW OPENING (ADD 110,000 LB HYDRAULIC EXCAVATOR)			$189,008	57.38	15.81	26.78	2.42	0.00	125
	H25LU001	MSD 7	HYDRAULIC EXCAVATOR, ATTACHMENT, MOBILE SHEARS, 10" JAW OPENING (ADD 10,000 LB HYDRAULIC EXCAVATOR)			$29,530	8.96	2.47	4.18	0.38	0.00	10

Table 2-1
Hourly Equipment Ownership and Operating Expense

CAT	ID.NO.	MODEL	REGION 3 EQUIPMENT DESCRIPTION	ENGINE HORSEPOWER AND FUEL TYPE MAIN	CARRIER	VALUE (TEV) 2015 ($)	TOTAL HOURLY RATES ($/HR) AVERAGE	STANDBY	ADJUSTABLE ELEMENTS DEPR	FCCM	FUEL	CWT
H25			***LABOUNTY MANUFACTURING, (continued)***									
	H25LU002	MSD 7R	HYDRAULIC EXCAVATOR, ATTACHMENT, MOBILE SHEARS, ROTATING, 10" JAW OPENING (ADD 14,000 LB HYDRAULIC EXCAVATOR)			$33,318	10.16	2.79	4.72	0.43	0.00	11
	H25LU003	MSD 800	HYDRAULIC EXCAVATOR, ATTACHMENT, MOBILE SHEARS, 15" JAW OPENING (ADD 20,000 LB HYDRAULIC EXCAVATOR)			$68,438	20.64	5.73	9.70	0.88	0.00	28
	H25LU004	MSD 800R	HYDRAULIC EXCAVATOR, ATTACHMENT, MOBILE SHEARS, ROTATING, 15" JAW OPENING (ADD 25,000 LB HYDRAULIC EXCAVATOR)			$76,285	23.01	6.39	10.81	0.98	0.00	23
	H25LU005	MSD 1000	HYDRAULIC EXCAVATOR, ATTACHMENT, MOBILE SHEARS, 19" JAW OPENING (ADD 35,000 LB HYDRAULIC EXCAVATOR)			$92,355	27.86	7.72	13.08	1.18	0.00	42
	H25LU006	MSD 1000R	HYDRAULIC EXCAVATOR, ATTACHMENT, MOBILE SHEARS, ROTATING, 19" JAW OPENING (ADD 40,000 LB HYDRAULIC EXCAVATOR)			$100,287	30.56	8.39	14.21	1.28	0.00	44
	H25LU007	MSD 1500	HYDRAULIC EXCAVATOR, ATTACHMENT, MOBILE SHEARS, 22" JAW OPENING (ADD 55,000 LB HYDRAULIC EXCAVATOR)			$113,076	34.17	9.46	16.02	1.45	0.00	66
	H25LU008	MSD 1500R	HYDRAULIC EXCAVATOR, ATTACHMENT, MOBILE SHEARS, ROTATING, 22" JAW OPENING (ADD 65,000 LB HYDRAULIC EXCAVATOR)			$133,492	40.29	11.17	18.91	1.71	0.00	70
	H25LU009	MSD 2000	HYDRAULIC EXCAVATOR, ATTACHMENT, MOBILE SHEARS, 28" JAW OPENING (ADD 70,000 LB HYDRAULIC EXCAVATOR)			$125,876	38.18	10.53	17.83	1.61	0.00	89

Table 2-1
Hourly Equipment Ownership and Operating Expense

CAT	ID.NO.	MODEL	REGION 3 EQUIPMENT DESCRIPTION	ENGINE HORSEPOWER AND FUEL TYPE MAIN	CARRIER	VALUE (TEV) 2015 ($)	TOTAL HOURLY RATES ($/HR) AVERAGE	STANDBY	ADJUSTABLE ELEMENTS DEPR	FCCM	FUEL	CWT
H25			***LABOUNTY MANUFACTURING, (continued)***									
	H25LU010	MSD 2000R	HYDRAULIC EXCAVATOR, ATTACHMENT, MOBILE SHEARS, ROTATING, 28" JAW OPENING (ADD 90,000 LB HYDRAULIC EXCAVATOR)			$159,914	48.34	13.38	22.65	2.05	0.00	102
	H25LU011	MSD 2500	HYDRAULIC EXCAVATOR, ATTACHMENT, MOBILE SHEARS, 32" JAW OPENING (ADD 90,000 LB HYDRAULIC EXCAVATOR)			$177,224	53.36	14.83	25.11	2.27	0.00	120
	H25LU012	MSD 2500R	HYDRAULIC EXCAVATOR, ATTACHMENT, MOBILE SHEARS, ROTATING, 32" JAW OPENING (ADD 110,000 LB HYDRAULIC EXCAVATOR)			$211,521	63.81	17.70	29.97	2.71	0.00	146
	H25LU013	MSD 3000	HYDRAULIC EXCAVATOR, ATTACHMENT, MOBILE SHEARS, 35" JAW OPENING (ADD 145,000 LB HYDRAULIC EXCAVATOR)			$211,361	63.84	17.67	29.94	2.70	0.00	133
	H25LU014	MSD 3000R	HYDRAULIC EXCAVATOR, ATTACHMENT, MOBILE SHEARS, ROTATING, 35" JAW OPENING (ADD 160,000 LB HYDRAULIC EXCAVATOR)			$252,549	76.19	21.12	35.78	3.23	0.00	170
	SUBCATEGORY 0.22		**EXCAVATOR ATTACHMENTS, MATERIAL HANDLING**									
	DYMAX											
	H25DX001	30X1.63-HX-45T	HYDRAULIC EXCAVATOR, ATTACHMENT, ROCK BUCKET, 1.63 CY BUCKET, W/TIPS (ADD 35-50 TON HYDRAULIC EXCAVATOR)			$17,613	4.70	1.41	2.35	0.23	0.00	39
	H25DX002	42X1.88-HX-45T	HYDRAULIC EXCAVATOR, ATTACHMENT, ROCK BUCKET, 1.88 CY BUCKET, W/TIPS (ADD 35-50 TON HYDRAULIC EXCAVATOR)			$19,718	5.26	1.58	2.63	0.26	0.00	43

Table 2-1
Hourly Equipment Ownership and Operating Expense

CAT	REGION 3 ID.NO.	MODEL	EQUIPMENT DESCRIPTION	ENGINE HORSEPOWER AND FUEL TYPE MAIN	CARRIER	VALUE (TEV) 2015 ($)	TOTAL HOURLY RATES ($/HR) AVERAGE	STANDBY	ADJUSTABLE ELEMENTS DEPR	FCCM	FUEL	CWT
H25			***DYMAX (continued)***									
	H25DX003	48X2.25-HX-45T	HYDRAULIC EXCAVATOR, ATTACHMENT, ROCK BUCKET, 2.25 CY BUCKET, W/TIPS (ADD 35-50 TON HYDRAULIC EXCAVATOR)			$22,594	6.03	1.81	3.01	0.30	0.00	46
	H25DX004	54X3.00-HX-45T	HYDRAULIC EXCAVATOR, ATTACHMENT, ROCK BUCKET, 3.00 CY BUCKET, W/TIPS (ADD 35-50 TON HYDRAULIC EXCAVATOR)			$23,916	6.38	1.91	3.19	0.31	0.00	50
	H25DX005	60X3.25-HX-45T	HYDRAULIC EXCAVATOR, ATTACHMENT, ROCK BUCKET, 3.25 CY BUCKET, W/TIPS (ADD 35-50 TON HYDRAULIC EXCAVATOR)			$26,156	6.98	2.09	3.49	0.34	0.00	57
	LABOUNTY MANUFACTURING,											
	H25LU057	HDR 100S	HYDRAULIC EXCAVATOR, ATTACHMENT, MATERIAL HANDLING, GRAPPLE, 2-TINE/3-TINE (ADD 85,000-110,000 LB HYDRAULIC EXCAVATOR)			$36,512	10.34	2.92	4.87	0.48	0.00	77
	H25LU023	TW 100	HYDRAULIC EXCAVATOR, ATTACHMENT, MATERIAL HANDLING, GRAPPLE, 1.25CY, 4-TINE/ 5-TINE (ADD 25,000 LB HYDRAULIC EXCAVATOR)			$39,886	10.89	3.18	5.32	0.52	0.00	16
	H25LU024	HDR 30S	HYDRAULIC EXCAVATOR, ATTACHMENT, MATERIAL HANDLING, GRAPPLE, 2-TINE/3-TINE (ADD 25,000-35,000 LB HYDRAULIC EXCAVATOR)			$17,384	4.94	1.39	2.32	0.23	0.00	16
	H25LU025	HDR 40S	HYDRAULIC EXCAVATOR, ATTACHMENT, MATERIAL HANDLING, GRAPPLE, 2-TINE/3-TINE (ADD 35,000-45,000 LB HYDRAULIC EXCAVATOR)			$20,797	5.94	1.66	2.77	0.27	0.00	27

Table 2-1
Hourly Equipment Ownership and Operating Expense

CAT	ID.NO.	MODEL	REGION 3 EQUIPMENT DESCRIPTION	ENGINE HORSEPOWER AND FUEL TYPE MAIN	CARRIER	VALUE (TEV) 2015 ($)	TOTAL HOURLY RATES ($/HR) AVERAGE	STANDBY	ADJUSTABLE ELEMENTS DEPR	FCCM	FUEL	CWT
H25			***LABOUNTY MANUFACTURING, (continued)***									
	H25LU026	HDR 50S	HYDRAULIC EXCAVATOR, ATTACHMENT, MATERIAL HANDLING, GRAPPLE, 2-TINE/3-TINE (ADD 45,000-65,000 LB HYDRAULIC EXCAVATOR)			$24,869	7.14	1.99	3.32	0.33	0.00	35
	H25LU027	HDR 70S	HYDRAULIC EXCAVATOR, ATTACHMENT, MATERIAL HANDLING, GRAPPLE, 2-TINE/3-TINE (ADD 65,000-85,000 LB HYDRAULIC EXCAVATOR)			$27,574	7.96	2.20	3.68	0.36	0.00	57
	H25LU028	TW 170	HYDRAULIC EXCAVATOR, ATTACHMENT, MATERIAL HANDLING, GRAPPLE, 9.00CY, 4-TINE/ 5-TINE (ADD 100,000 LB HYDRAULIC EXCAVATOR)			$50,881	14.27	4.06	6.78	0.67	0.00	78
	H25LU034	RDG 60	HYDRAULIC EXCAVATOR, ATTACHMENT, MATERIAL HANDLING, ROTATING GRAPPLE, 1.75 CY (ADD 38,000-70,000 LB HYDRAULIC EXCAVATOR)			$68,484	19.07	5.47	9.13	0.90	0.00	35
	H25LU035	RDG 90	HYDRAULIC EXCAVATOR, ATTACHMENT, MATERIAL HANDLING, ROTATING GRAPPLE, 1.25 CY (ADD 70,000-140,000 LB HYDRAULIC EXCAVATOR)			$83,109	23.07	6.63	11.08	1.09	0.00	69
	H25LU036	RDG 120	HYDRAULIC EXCAVATOR, ATTACHMENT, MATERIAL HANDLING, ROTATING GRAPPLE, 2.00 CY (ADD 120,000-160,000 LB HYDRAULIC EXCAVATOR)			$96,405	26.72	7.70	12.85	1.27	0.00	100
	ROCKLAND MANUFACTURING COMPANY											
	H25RZ001	EPR-B2-36	HYDRAULIC EXCAVATOR, ATTACHMENT, MATERIAL HANDLING, BUCKET, 36" CONCRETE/PAVEMENT REMOVAL (ADD 75,000 LB HYDRAULIC EXCAVATOR)			$8,028	2.15	0.65	1.07	0.11	0.00	21

Table 2-1
Hourly Equipment Ownership and Operating Expense

CAT	REGION 3 ID.NO.	MODEL	EQUIPMENT DESCRIPTION	ENGINE HORSEPOWER AND FUEL TYPE MAIN	CARRIER	VALUE (TEV) 2015 ($)	TOTAL HOURLY RATES ($/HR) AVERAGE	STANDBY	ADJUSTABLE ELEMENTS DEPR	FCCM	FUEL	CWT
	SUBCATEGORY 0.23		**EXCAVATOR ATTACHMENTS, CONCRETE PULVERIZERS**									
	CATERPILLAR INC. (MACHINE DIVISION)											
	H25CA068	P215	HYDRAULIC EXCAVATOR, ATTACHMENT, CONCRETE PULVERIZER, CRUSHER, 16.0" JAW OPENING (ADD 40,000 LB MIN HYDRAULIC EXCAVATOR)			$55,214	16.83	4.62	7.82	0.71	0.00	46
	H25CA069	P225	HYDRAULIC EXCAVATOR, ATTACHMENT, CONCRETE PULVERIZER, 30.0" JAW OPENING (ADD 40,000 LB MIN HYDRAULIC EXCAVATOR)			$66,607	20.30	5.57	9.44	0.85	0.00	53
	H25CA070	P235	HYDRAULIC EXCAVATOR, ATTACHMENT, CONCRETE PULVERIZER, 34.0" JAW OPENING (ADD 40,000 LB MIN HYDRAULIC EXCAVATOR)			$93,406	28.47	7.82	13.23	1.20	0.00	87
	FURUKAWA CO.,LTD.											
	H25FU001	FX175 QTV	HYDRAULIC EXCAVATOR, ATTACHMENT, CONCRETE BREAKER, 3,250 FT-LB, W/4.72" DIA (ADD 13,000-22,000 LB HYDRAULIC EXCAVATOR)			$39,323	12.48	3.29	5.57	0.50	0.00	21
	H25FU002	FX275 QTV	HYDRAULIC EXCAVATOR, ATTACHMENT, CONCRETE BREAKER, 5,250 FT-LB, W/5.51" DIA. POINT (ADD 42,000-66,000 LB HYDRAULIC EXCAVATOR)			$56,642	17.76	4.73	8.02	0.72	0.00	38
	H25FU003	F70 QT	HYDRAULIC EXCAVATOR, ATTACHMENT, CONCRETE BREAKER, 10,000 FT-LB, W/7.09 " DIA. POINT (ADD 80,000 LB HYDRAULIC EXCAVATOR)			$128,911	40.29	10.78	18.26	1.65	0.00	103

Table 2-1
Hourly Equipment Ownership and Operating Expense

CAT	REGION 3 ID.NO.	MODEL	EQUIPMENT DESCRIPTION	ENGINE HORSEPOWER AND FUEL TYPE MAIN	CARRIER	VALUE (TEV) 2015 ($)	TOTAL HOURLY RATES ($/HR) AVERAGE	STANDBY	ADJUSTABLE ELEMENTS DEPR	FCCM	FUEL	CWT
	LABOUNTY MANUFACTURING,											
	H25LU046	CP 40 C	HYDRAULIC EXCAVATOR, ATTACHMENT, CONCRETE PULVERIZER, 30" JAW OPENING (ADD 40,000 LB HYDRAULIC EXCAVATOR)			$36,122	11.51	3.02	5.12	0.46	0.00	29
	H25LU047	CP 60 S	HYDRAULIC EXCAVATOR, ATTACHMENT, CONCRETE PULVERIZER, 36" JAW OPENING (ADD 60,000 LB HYDRAULIC EXCAVATOR)			$42,691	13.62	3.58	6.05	0.55	0.00	30
	H25LU048	CP 80 S	HYDRAULIC EXCAVATOR, ATTACHMENT, CONCRETE PULVERIZER, 42" JAW OPENING (ADD 75,000 LB HYDRAULIC EXCAVATOR)			$45,756	14.65	3.83	6.48	0.59	0.00	45
	H25LU049	CP 100 S	HYDRAULIC EXCAVATOR, ATTACHMENT, CONCRETE PULVERIZER, 48" JAW OPENING (ADD 100,000 LB HYDRAULIC EXCAVATOR)			$55,155	17.61	4.62	7.81	0.71	0.00	62
	H25LU050	CP 120 S	HYDRAULIC EXCAVATOR, ATTACHMENT, CONCRETE PULVERIZER, 54" JAW OPENING (ADD 140,000 LB HYDRAULIC EXCAVATOR)			$83,477	26.35	6.99	11.83	1.07	0.00	99
	H25LU040	UP 45 SV	HYDRAULIC EXCAVATOR, ATTACHMENT, CONCRETE PULVERIZER, CRACKING JAWS, 45" JAW OPENING (ADD 55,000 LB HYDRAULIC EXCAVATOR)			$164,472	50.88	13.75	23.30	2.10	0.00	105
	H25LU041	UP 75 SV	HYDRAULIC EXCAVATOR, ATTACHMENT, CONCRETE PULVERIZER, CRACKING JAWS, 49" JAW OPENING (ADD 80,000 LB HYDRAULIC EXCAVATOR)			$202,495	62.47	16.94	28.69	2.59	0.00	127

Table 2-1
Hourly Equipment Ownership and Operating Expense

CAT	ID.NO.	MODEL	REGION 3 EQUIPMENT DESCRIPTION	ENGINE HORSEPOWER AND FUEL TYPE MAIN	CARRIER	VALUE (TEV) 2015 ($)	TOTAL HOURLY RATES ($/HR) AVERAGE	STANDBY	ADJUSTABLE ELEMENTS DEPR	FCCM	FUEL	CWT
H25			***LABOUNTY MANUFACTURING, (continued)***									
	H25LU042	UP 90	HYDRAULIC EXCAVATOR, ATTACHMENT, CONCRETE PULVERIZER, CRACKING JAWS, 62" JAW OPENING (ADD 75,000 LB HYDRAULIC EXCAVATOR)			$235,324	73.23	19.68	33.34	3.01	0.00	171
	H25LU053	UP 45 SV	HYDRAULIC EXCAVATOR, ATTACHMENT, CONCRETE PULVERIZER, 36" JAW OPENING (ADD 55,000 LB HYDRAULIC EXCAVATOR)			$164,472	50.88	13.75	23.30	2.10	0.00	105
	H25LU054	UP 75 SV	HYDRAULIC EXCAVATOR, ATTACHMENT, CONCRETE PULVERIZER, 40" JAW OPENING (ADD 80,000 LB HYDRAULIC EXCAVATOR)			$202,482	62.46	16.93	28.68	2.59	0.00	126
	SUBCATEGORY 0.24		**EXCAVATOR ATTACHMENTS, COMPACTORS**									
	ALLIED CONSTRUCTION PRODUCTS											
	H25AU011	HO-PAC 700B	HYDRAULIC EXCAVATOR, ATTACHMENT, COMPACTOR, 18" X 27" PLATE, 6,400 LBS FORCE (ADD 7,000-15,000 LB HYDRAULIC EXCAVATOR)			$5,961	1.82	0.50	0.84	0.08	0.00	6
	H25AU007	HO-PAC 1000B	HYDRAULIC EXCAVATOR, ATTACHMENT, COMPACTOR, 24" X 32" PLATE, 8,000 LBS FORCE (ADD 9,000-30,000 LB HYDRAULIC EXCAVATOR)			$7,004	2.13	0.59	0.99	0.09	0.00	11
	H25AU008	HO-PAC 1600	HYDRAULIC EXCAVATOR, ATTACHMENT, COMPACTOR, 29" X 32" PLATE, 18,000 LBS FORCE (ADD 19,000-45,000 LB HYDRAULIC EXCAVATOR)			$10,009	3.05	0.84	1.42	0.13	0.00	16

Table 2-1
Hourly Equipment Ownership and Operating Expense

CAT	ID.NO.	MODEL	REGION 3 EQUIPMENT DESCRIPTION	ENGINE HORSEPOWER AND FUEL TYPE MAIN	CARRIER	VALUE (TEV) 2015 ($)	TOTAL HOURLY RATES ($/HR) AVERAGE	STANDBY	ADJUSTABLE ELEMENTS DEPR	FCCM	FUEL	CWT
H25			***ALLIED CONSTRUCTION PRODUCTS (continued)***									
	H25AU009	HO-PAC 2300	HYDRAULIC EXCAVATOR, ATTACHMENT, COMPACTOR, 34" X 36" PLATE, 24,000 LBS FORCE (ADD 35,000-120,000 LB HYDRAULIC EXCAVATOR)			$14,008	4.27	1.17	1.98	0.18	0.00	22
	H25AU010	HO-PAC 4000	HYDRAULIC EXCAVATOR, ATTACHMENT, COMPACTOR, 50" X 42" PLATE, 40,000 LBS FORCE (ADD 70,000-120,000 LB HYDRAULIC EXCAVATOR)			$24,042	7.33	2.02	3.41	0.31	0.00	40
	AMERICAN COMPACTION EQUIPMENT, INC.											
	H25AX001	DC-24BL	HYDRAULIC EXCAVATOR, ATTACHMENT, COMPACTOR, 23" WIDE, SHEEPS FOOT, 3 RIMS - 38" DIA (ADD 25,000-50,000 LB HYDRAULIC EXCAVATOR)			$9,340	2.84	0.78	1.32	0.12	0.00	25
	H25AX003	DC-24EX	HYDRAULIC EXCAVATOR, ATTACHMENT, COMPACTOR, 23" WIDE, SHEEPS FOOT, 3 RIMS - 42" DIA (ADD 50,000-75,000 LB HYDRAULIC EXCAVATOR)			$11,572	3.53	0.97	1.64	0.15	0.00	33
	H25AX005	DC-24EXL	HYDRAULIC EXCAVATOR, ATTACHMENT, COMPACTOR, 23" WIDE, SHEEPS FOOT, 3 RIMS - 48" DIA (ADD 75,000-110,000 LB HYDRAULIC EXCAVATOR)			$14,490	4.42	1.22	2.05	0.19	0.00	39
	H25AX002	DC-36BL	HYDRAULIC EXCAVATOR, ATTACHMENT, COMPACTOR, 35" WIDE, SHEEPS FOOT, 4 RIMS - 38" DIA (ADD 50,000-75,000 LB HYDRAULIC EXCAVATOR)			$10,556	3.23	0.89	1.50	0.14	0.00	33
	H25AX004	DC-36EX	HYDRAULIC EXCAVATOR, ATTACHMENT, COMPACTOR, 35" WIDE, SHEEPS FOOT, 4 RIMS - 42" DIA (ADD 50,000-75,000 LB HYDRAULIC EXCAVATOR)			$13,523	4.12	1.13	1.92	0.17	0.00	43

Table 2-1
Hourly Equipment Ownership and Operating Expense

CAT	ID.NO.	MODEL	REGION 3 EQUIPMENT DESCRIPTION	ENGINE HORSEPOWER AND FUEL TYPE MAIN	CARRIER	VALUE (TEV) 2015 ($)	TOTAL HOURLY RATES ($/HR) AVERAGE	STANDBY	ADJUSTABLE ELEMENTS DEPR	FCCM	FUEL	CWT
H25			***AMERICAN COMPACTION EQUIPMENT, INC. (continued)***									
	H25AX006	DC-36EXL	HYDRAULIC EXCAVATOR, ATTACHMENT, COMPACTOR, 36" WIDE, SHEEPS FOOT, 4 RIMS - 48" DIA (ADD 75,000-110,000 LB HYDRAULIC EXCAVATOR)			$17,403	5.31	1.46	2.47	0.22	0.00	53
	FURUKAWA CO.,LTD.											
	H25FU004	HP35ME	HYDRAULIC EXCAVATOR, ATTACHMENT, COMPACTOR, 12" X 36" PLATE, 3000 LB FORCE (ADD 14,000-25,000 LB HYDRAULIC EXCAVATOR)			$5,414	1.80	0.46	0.77	0.07	0.00	4
	H25FU005	HP135II	HYDRAULIC EXCAVATOR, ATTACHMENT, COMPACTOR, 28" X 40" PLATE, 13,500 LB FORCE (ADD 25,000-50,000 LB HYDRAULIC EXCAVATOR)			$11,125	3.54	0.93	1.58	0.14	0.00	14
	H25FU006	HP210II	HYDRAULIC EXCAVATOR, ATTACHMENT, COMPACTOR, 34" X 46" PLATE, 21,000 LB FORCE (ADD 40,000-75,000 LB HYDRAULIC EXCAVATOR)			$15,698	4.93	1.31	2.22	0.20	0.00	22
	ROCKLAND MANUFACTURING COMPANY											
	H25RZ002	WI24-3	HYDRAULIC EXCAVATOR, ATTACHMENT, COMPACTOR, 24" WIDE, SHEEPSFOOT, 3 RIMS (ADD 15-22.5 TON HYDRAULIC EXCAVATOR)			$7,265	2.21	0.61	1.03	0.09	0.00	21
	H25RZ003	WI36-4	HYDRAULIC EXCAVATOR, ATTACHMENT, COMPACTOR, 36" WIDE, SHEEPSFOOT, 4 RIMS (ADD 15-22.5 TON HYDRAULIC EXCAVATOR)			$8,596	2.62	0.72	1.22	0.11	0.00	25

Table 2-1
Hourly Equipment Ownership and Operating Expense

CAT	ID.NO.	MODEL	REGION 3 EQUIPMENT DESCRIPTION	ENGINE HORSEPOWER AND FUEL TYPE MAIN	ENGINE HORSEPOWER AND FUEL TYPE CARRIER	VALUE (TEV) 2015 ($)	TOTAL HOURLY RATES ($/HR) AVERAGE	TOTAL HOURLY RATES ($/HR) STANDBY	ADJUSTABLE ELEMENTS DEPR	ADJUSTABLE ELEMENTS FCCM	ADJUSTABLE ELEMENTS FUEL	CWT
H25			***ROCKLAND MANUFACTURING COMPANY (continued)***									
	H25RZ004	WE24-3	HYDRAULIC EXCAVATOR, ATTACHMENT, COMPACTOR, 24" WIDE, SHEEPSFOOT, 3 RIMS (ADD 22.5-30 TON HYDRAULIC EXCAVATOR)			$8,939	2.72	0.75	1.27	0.11	0.00	29
	H25RZ005	WE36-4	HYDRAULIC EXCAVATOR, ATTACHMENT, COMPACTOR, 36" WIDE, SHEEPSFOOT, 4 RIMS (ADD 22.5-30 TON HYDRAULIC EXCAVATOR)			$10,973	3.34	0.92	1.55	0.14	0.00	36
H30	**HYDRAULIC EXCAVATORS, WHEEL MOUNTED**											
	SUBCATEGORY 0.01		**0 THRU 1.0 CY**									
	CATERPILLAR INC. (MACHINE DIVISION)											
	H30CA001	M314F	HYDRAULIC EXCAVATORS, WHEEL, 0.69 CY BUCKET, TELESCOPIC BOOM, 19' DIGGING DEPTH, AWD	141 HP D-off		$256,855	52.74	15.18	23.65	3.35	9.77	322
	H30CA005	M318F	HYDRAULIC EXCAVATORS, WHEEL, 37,000 LBS, 1.00 CY BUCKET, 1-PIECE BOOM, 19' DIGGING DEPTH, 4X4	174 HP D-off		$303,961	62.90	18.01	28.07	3.97	12.06	373
	H30CA007	M315F	HYDRAULIC EXCAVATORS, WHEEL, 35,000 LBS, 0.70 CY BUCKET, 1-PIECE BOOM, 18' 3" DIGGING DEPTH, 4X4	150 HP D-off		$258,460	53.71	15.28	23.80	3.38	10.40	348
	GRADALL COMPANY											
	H30GA009	XL 4100 IV	HYDRAULIC EXCAVATORS, WHEEL, 1 CY BUCKET, TELESCOPIC BOOM, 19' 11" MAX DIGGING DEPTH, 6X6	262 HP D-on		$393,866	88.57	23.22	36.16	5.14	21.88	509

Table 2-1
Hourly Equipment Ownership and Operating Expense

CAT	ID.NO.	MODEL	REGION 3 EQUIPMENT DESCRIPTION	ENGINE HORSEPOWER AND FUEL TYPE MAIN	CARRIER	VALUE (TEV) 2015 ($)	TOTAL HOURLY RATES ($/HR) AVERAGE	STANDBY	ADJUSTABLE ELEMENTS DEPR	FCCM	FUEL	CWT
H30			*GRADALL COMPANY (continued)*									
	H30GA010	XL 3100 IV	HYDRAULIC EXCAVATORS, WHEEL, 1 CY BUCKET, TELESCOPIC BOOM, 18' 11" MAX DIGGING DEPTH, 4X4	235 HP D-on		$338,203	76.82	20.02	31.20	4.42	19.63	417
	SUBCATEGORY 0.02		**OVER 1.0 CY**									
	CATERPILLAR INC. (MACHINE DIVISION)											
	H30CA002	M316F	HYDRAULIC EXCAVATORS, WHEEL, 1.03 CY BUCKET, TELESCOPIC BOOM, 20' DIGGING DEPTH, AWD	141 HP D-off		$286,107	52.00	14.05	20.78	3.66	9.77	340
	H30CA003	M318F	HYDRAULIC EXCAVATOR, WHEEL, 1.19 CY BUCKET, TELESCOPIC BOOM, 20' DIGGING DEPTH, AWD	169 HP D-off		$299,952	56.11	14.75	21.81	3.84	11.71	369
	H30CA004	M320F	HYDRAULIC EXCAVATORS, WHEEL, 1.28 CY BUCKET. TELESCOPIC BOOM, 20' 9" DIGGING DEPTH, AWD	169 HP D-off		$319,752	58.88	15.74	23.30	4.09	11.71	408
	H30CA006	M322F	HYDRAULIC EXCAVATORS, WHEEL, 1.55 CY BUCKET. TELESCOPIC BOOM, 21' 10" DIGGING DEPTH, AWD	173 HP D-off		$358,185	64.24	17.78	26.40	4.58	11.99	459
	GRADALL COMPANY											
	H30GA011	XL 5100 IV	HYDRAULIC EXCAVATORS, WHEEL, 1.50 CY BUCKET, TELESCOPIC BOOM, 24' 1" DIGGING DEPTH, 6X6	282 HP D-on		$442,993	89.18	21.97	32.60	5.67	23.55	584

Table 2-1
Hourly Equipment Ownership and Operating Expense

CAT	REGION 3 ID.NO.	MODEL	EQUIPMENT DESCRIPTION	ENGINE HORSEPOWER AND FUEL TYPE MAIN	CARRIER	VALUE (TEV) 2015 ($)	TOTAL HOURLY RATES ($/HR) AVERAGE	STANDBY	ADJUSTABLE ELEMENTS DEPR	FCCM	FUEL	CWT
H35 HYDRAULIC SHOVELS, CRAWLER MOUNTED												
	SUBCATEGORY 0.12		**DIESEL, OVER 5.0 CY**									
	CATERPILLAR INC. (MACHINE DIVISION)											
	H35CA001	6015A	HYDRAULIC SHOVEL, CRAWLER, 9.20 CY BUCKET, BACKHOE, 23' 11" DIGGING DEPTH	700 HP D-off		$1,087,661	192.31	40.21	54.38	13.02	51.86	2,328
	H35CA003	6018	HYDRAULIC SHOVEL, CRAWLER, 13.10 CY BUCKET, BACKHOE, 27' 11" DIGGING DEPTH	1,104 HP D-off		$3,066,539	474.88	113.38	153.33	36.71	81.80	4,101
	H35CA004	6030	HYDRAULIC SHOVEL, CRAWLER, 21.60 CY BUCKET, FRONT SHOVEL, 8' 2" DIGGING DEPTH	1,530 HP D-off		$3,786,405	599.28	139.99	189.32	45.33	113.36	6,477
	H35CA005	6050	HYDRAULIC SHOVEL, CRAWLER, 36.60 CY BUCKET, BACKHOE, 30' 6" DIGGING DEPTH	2,520 HP D-off		$7,378,495	1,132.02	272.78	368.92	88.32	186.71	11,839
	HITACHI CONSTRUCTION MACHINERY											
	H35HI007	EX1900-6	HYDRAULIC SHOVEL, CRAWLER, 15.7 CY BUCKET, FRONT SHOVEL, 35' 3" MAX DIGGING DEPTH	1,086 HP D-off		$2,602,518	414.55	96.22	130.13	31.15	80.46	4,233
	H35HI006	EX1200-6	HYDRAULIC SHOVEL, CRAWLER, 8.5 CY BUCKET, FRONT SHOVEL, 17' 3" DIGGING DEPTH	641 HP D-off		$1,832,137	282.28	67.74	91.61	21.93	47.49	2,447

Table 2-1
Hourly Equipment Ownership and Operating Expense

CAT	REGION 3 ID.NO.	MODEL	EQUIPMENT DESCRIPTION	ENGINE HORSEPOWER AND FUEL TYPE MAIN	CARRIER	VALUE (TEV) 2015 ($)	TOTAL HOURLY RATES ($/HR) AVERAGE	STANDBY	ADJUSTABLE ELEMENTS DEPR	FCCM	FUEL	CWT
L10 LAND CLEARING EQUIPMENT												
	SUBCATEGORY 0.00		**LAND CLEARING EQUIPMENT**									
	BUSH HOG											
	L10BU014	2815	LAND CLEARING EQUIPMENT, ROTARY CUTTER, 15' CUTTING WIDTH, 2" - 14" CUTTING HEIGHT (ADD FARM 60 HP TRACTOR)			$25,132	6.36	1.32	2.01	0.31	0.00	45
	L10BU015	2820	LAND CLEARING EQUIPMENT, ROTARY CUTTER, 20' CUTTING WIDTH, 2" - 14" CUTTING HEIGHT (ADD FARM 90 HP TRACTOR)			$28,901	7.51	1.52	2.31	0.36	0.00	59
	L10BU005	SM-60	LAND CLEARING EQUIPMENT, ROTARY CUTTER, 5' WIDE-SIDE MTD (ADD FARM 50 HP TRACTOR)			$11,928	3.17	0.63	0.95	0.15	0.00	22
	L10BU010	BH27D-2R	LAND CLEARING EQUIPMENT, ROTARY CUTTER, 7' WIDE, 1.5" - 10.5" CUT HEIGHT (ADD FARM 55 HP TRACTOR)			$6,310	1.89	0.33	0.50	0.08	0.00	16
	L10BU011	3510	LAND CLEARING EQUIPMENT, ROTARY CUTTER, 10.5' WIDE, 2 - 13" CUT HEIGHT (ADD FARM 70 HP TRACTOR)			$10,750	3.36	0.56	0.86	0.13	0.00	28
	DYMAX											
	L10DX001	136IN-TD-10	LAND CLEARING EQUIPMENT, ROCK & ROOT RAKE, 136" WIDE (ADD 250 HP DOZER)			$27,734	4.81	1.45	2.22	0.34	0.00	53
	L10DX002	156IN-TD-20	LAND CLEARING EQUIPMENT, ROCK & ROOT RAKE, 156" WIDE (ADD 300 HP DOZER)			$30,628	5.31	1.61	2.45	0.38	0.00	64

Table 2-1
Hourly Equipment Ownership and Operating Expense

CAT	REGION 3 ID.NO.	MODEL	EQUIPMENT DESCRIPTION	ENGINE HORSEPOWER AND FUEL TYPE MAIN	CARRIER	VALUE (TEV) 2015 ($)	TOTAL HOURLY RATES ($/HR) AVERAGE	STANDBY	ADJUSTABLE ELEMENTS DEPR	FCCM	FUEL	CWT
L10			***DYMAX (continued)***									
	L10DX003	158IN-TD-30	LAND CLEARING EQUIPMENT, ROCK & ROOT RAKE, 158" WIDE (ADD 400 HP DOZER)			$43,593	7.57	2.29	3.49	0.54	0.00	84
	L10DX004	55INX88IN-WL-60	LAND CLEARING EQUIPMENT, LOGGING FORK, 55" TINE LENGTH (ADD 150+ HP WHEEL LOADER)			$21,928	3.80	1.15	1.75	0.27	0.00	36
	L10DX005	180IN-TD-40	LAND CLEARING EQUIPMENT, ROCK & ROOT RAKE, 180" WIDE (ADD 500 HP DOZER)			$60,598	10.51	3.18	4.85	0.75	0.00	134
	ROME PLOW CO.											
	L10RM001	RV BLADE	LAND CLEARING EQUIPMENT, V-TREE CUTTER (ADD 150 - 250 HP TRACTOR DOZER)			$35,607	6.18	1.87	2.85	0.44	0.00	109
	L10RM002	MA RAKE	LAND CLEARING EQUIPMENT, MULTI-APPLICATION RAKE, 12' WIDE, 9 TEETH (ADD 275 - 325 HP TRACTOR DOZER)			$20,208	3.51	1.06	1.62	0.25	0.00	51
	TORO											
	L10TO001	STX-26	LAND CLEARING EQUIPMENT, STUMP GRINDER, HYDRAULIC, 19" DIA ARTICULATED BLADE, SELF-PROPELLED, CRAWLER, 33" ABOVE GRADE TO 12.5" BELOW GRADE CUTTING RANGE	26 HP G		$17,673	7.03	0.93	1.41	0.22	3.57	12
	VERMEER MANUFACTURING CO.											
	L10VE010	SC 292	LAND CLEARING EQUIPMENT, STUMPER, 16" DIA WHEEL, TRAILER MTD	27 HP G		$17,139	7.10	0.89	1.36	0.21	3.70	11
	L10VE002	SC 40TX	LAND CLEARING EQUIPMENT, STUMPER, 18" DIA WHEEL, TRAILER MTD	35 HP G		$44,293	13.02	2.32	3.54	0.55	4.80	22

Table 2-1
Hourly Equipment Ownership and Operating Expense

CAT	ID.NO.	MODEL	REGION 3 EQUIPMENT DESCRIPTION	ENGINE HORSEPOWER AND FUEL TYPE MAIN	ENGINE HORSEPOWER AND FUEL TYPE CARRIER	VALUE (TEV) 2015 ($)	TOTAL HOURLY RATES ($/HR) AVERAGE	TOTAL HOURLY RATES ($/HR) STANDBY	ADJUSTABLE ELEMENTS DEPR	ADJUSTABLE ELEMENTS FCCM	ADJUSTABLE ELEMENTS FUEL	CWT
L10			***VERMEER MANUFACTURING CO. (continued)***									
	L10VE009	SC 802	LAND CLEARING EQUIPMENT, STUMPER, 28" DIA WHEEL, TRAILER MTD	78 HP D-off		$56,762	15.79	2.96	4.51	0.70	5.41	40
	NO SPECIFIC MANUFACTURER											
	L10XX001	40" SPADE	TREE SPADE, 40" DIA, ACCOMODATES 4" DIA EVERGREENS AND 3" DIA HARDWOODS, 30" DEPTH (ATTACHMENT FOR SKID STEER LOADER)			$16,022	2.78	0.84	1.28	0.20	0.00	19
L15	**LANDSCAPING EQUIPMENT**											
	SUBCATEGORY 0.00		**LANDSCAPING EQUIPMENT**									
	BOWIE INDUSTRIES, INC.											
	L15BW005	LANCER 600	LANDSCAPING EQUIPMENT, 600 GAL, HYDROMULCHER, TRAILER MTD	25 HP G		$24,648	14.32	2.87	5.05	0.34	4.57	29
	L15BW002	VICTOR 800	LANDSCAPING EQUIPMENT, 800 GAL, HYDROMULCHER, TRAILER MTD	35 HP G		$41,925	22.92	4.92	8.67	0.58	6.40	48
	L15BW003	VICTOR 1100	LANDSCAPING EQUIPMENT, 1,100 GAL, HYDROMULCHER, GOOSENECK TRAILER MTD	50 HP G		$45,979	27.46	5.40	9.53	0.63	9.14	60
	L15BW004	IMPERIAL 3000	LANDSCAPING EQUIPMENT, 3,000 GAL, HYDROMULCHER, TRUCK MTD (ADD 55,000 GVW TRUCK)	90 HP D-off		$69,670	35.68	8.36	14.80	0.96	8.17	88
	FINN CORPORATION											
	L15FG001	T330	LANDSCAPING EQUIPMENT, 3,000 GAL, HYDROSEEDER, TRUCK MTD (ADD 56,000 GVW TRUCK)	115 HP D-on	310 HP D-on	$89,348	53.92	10.73	18.99	1.23	17.95	96

Table 2-1
Hourly Equipment Ownership and Operating Expense

CAT	ID.NO.	MODEL	REGION 3 EQUIPMENT DESCRIPTION	ENGINE HORSEPOWER AND FUEL TYPE MAIN	CARRIER	VALUE (TEV) 2015 ($)	TOTAL HOURLY RATES ($/HR) AVERAGE	STANDBY	ADJUSTABLE ELEMENTS DEPR	FCCM	FUEL	CWT
L15			***FINN CORPORATION (continued)***									
	L15FG002	B260T	LANDSCAPING EQUIPMENT, MULCHER, STRAW BLOWER, 20 TONS PER HOUR, TRAILER MOUNTED	115 HP D-on		$55,694	35.11	6.67	11.79	0.77	12.59	48
	HUSQVARNA FOREST & GARDEN CO.											
	L15HV003	CRT900	LANDSCAPING EQUIPMENT, ROTOTILLER, 14" WIDTH BY 6" DEPTH	7 HP G		$613	1.64	0.08	0.13	0.01	1.28	2
	L15HV004	FT900	LANDSCAPING EQUIPMENT, ROTOTILLER, 26" WIDTH BY 6" DEPTH	7 HP G		$453	1.58	0.06	0.10	0.01	1.28	1
	L15HV001	DRT900	LANDSCAPING EQUIPMENT, ROTOTILLER, 17" WIDTH BY 6.5" DEPTH	5 HP G		$809	1.30	0.10	0.17	0.01	0.91	2
	JOHN DEERE											
	L15JD005	MX5	LANDSCAPING EQUIPMENT, ROTARY MOWER, 60" WIDE, MEDIUM DUTY, PTO DRIVE (ADD 45 - 100 HP AGRICULTURAL TRACTOR)			$2,546	0.98	0.31	0.54	0.04	0.00	8
	STIHL											
	L15S7001	BT131	POST HOLE DRILL, UP TO 8" DIA, 30" DEEP, ONE MAN OPERATION	2 HP G		$864	0.71	0.10	0.18	0.01	0.35	1
	TORO											
	L15TO001	22298	LANDSCAPING EQUIPMENT, LAWNMOWER, 21" DECK, REAR BAGGER, WALK BEHIND MOWER	6 HP G		$2,057	2.00	0.25	0.44	0.03	1.10	1
	L15TO002	30672	LANDSCAPING EQUIPMENT, LAWNMOWER, 32" DECK, SIDE DISCHARGE, WALK BEHIND MOWER	15 HP G		$4,968	4.56	0.39	0.63	0.07	2.65	6

Table 2-1
Hourly Equipment Ownership and Operating Expense

CAT	ID.NO.	MODEL	REGION 3 EQUIPMENT DESCRIPTION	ENGINE HORSEPOWER AND FUEL TYPE MAIN	CARRIER	VALUE (TEV) 2015 ($)	TOTAL HOURLY RATES ($/HR) AVERAGE	STANDBY	ADJUSTABLE ELEMENTS DEPR	FCCM	FUEL	CWT
L15			***TORO (continued)***									
	L15TO003	74952	LANDSCAPING EQUIPMENT, LAWNMOWER, 48" DECK, SIDE DISCHARGE, RIDING MOWER	21 HP G		$13,070	8.39	0.88	1.39	0.18	3.75	12
	L15TO004	74955	LANDSCAPING EQUIPMENT, LAWNMOWER, 52" DECK, TRACTOR, SIDE DISCHARGE, RIDING MOWER	25 HP G		$13,621	9.50	0.95	1.51	0.19	4.57	13
	L15TO006	74472	LANDSCAPING EQUIPMENT, LAWNMOWER, 60" DECK, SIDE DISCHARGE, RIDING MOWER	24 HP G		$12,422	8.39	0.47	0.60	0.17	4.30	15
	L15TO007	74918	LANDSCAPING EQUIPMENT, LAWNMOWER, 72" DECK, SIDE DISCHARGE, RIDING MOWER	27 HP G		$17,342	10.89	1.07	1.65	0.24	4.85	17
	L15TO009	POWER MAX 8260E	LANDSCAPING EQUIPMENT, SNOWBLOWER, 26" PATH, 40' THROW	8 HP G		$1,169	2.04	0.15	0.25	0.02	1.46	2
	L15TO010	POWER MAX 10280HXE	LANDSCAPING EQUIPMENT, SNOWBLOWER, 28" PATH, 45' THROW	10 HP G		$2,326	2.89	0.28	0.49	0.03	1.83	3
	WILLMAR EQUIPMENT COMPANY											
	L15WI001	S-150	LANDSCAPING EQUIPMENT, SPREADER, 54CF DRY CHEMICAL (ADD 55 HP FARM TRACTOR)			$8,877	3.38	1.01	1.78	0.12	0.00	15
L20	**LIGHTING SETS, TRAILER MOUNTED**											
	SUBCATEGORY 0.10		**LIGHTING SETS, TRAILER MOUNTED - METALLIC VAPOR**									
	ALLMAND BROS.											
	L20AB025	NLPROIILD	LITE SET, TRAILER MTD., 4/1,250W, W/7.5 KW GEN, MANUAL MAST WINCH	12 HP D-off		$13,395	5.02	0.83	1.32	0.17	1.15	16

Table 2-1
Hourly Equipment Ownership and Operating Expense

CAT	ID.NO.	MODEL	REGION 3 EQUIPMENT DESCRIPTION	ENGINE HORSEPOWER AND FUEL TYPE MAIN	CARRIER	VALUE (TEV) 2015 ($)	TOTAL HOURLY RATES ($/HR) AVERAGE	STANDBY	ADJUSTABLE ELEMENTS DEPR	FCCM	FUEL	CWT
L20			***ALLMAND BROS. (continued)***									
	L20AB026	NIGHT-LITE PR0 II V	LITE SET, TRAILER MTD., 4/1250W, W/7.5 KW GEN, MANUAL MAST WINCH	12 HP D-off		$15,902	5.72	0.99	1.57	0.20	1.15	18
	L20AB017	CSA 8KW	LITE SET, TRAILER MTD., 4/1250W, W/8 KW GEN, MANUAL MAST WINCH	14 HP D-off		$16,424	6.07	1.02	1.62	0.21	1.32	21
	L20AB018	MLIID ARCTIC 8KW	LITE SET, TRAILER MTD., 4/1250W, W/8 KW GEN, MANUAL MAST WINCH	14 HP D-off		$16,729	6.15	1.04	1.65	0.21	1.32	21
	L20AB019	MLIID ARCTIC 13KW	LITE SET, TRAILER MTD., 4/1250W, W/13 KW GEN, MANUAL MAST WINCH	19 HP D-off		$18,554	7.24	1.16	1.83	0.24	1.84	21
	L20AB021	NLPROIILD CSA	LITE SET, TRAILER MTD., 4/1250W, W/8 KW GEN, MANUAL MAST WINCH	13 HP D-off		$12,697	4.99	0.79	1.25	0.16	1.30	20
	L20AB023	ECLIPSE 2220/SE ALT	LITE SET, TRAILER MTD., 15 LED LAMP, FLASHING ARROW, W/TWO 8D BATTERIES AND 50W SOLAR ARRAY			$5,539	1.56	0.34	0.54	0.07	0.00	12
	L20AB024	ECLIPSE 2220/SE APF	LITE SET, TRAILER MTD., 25 LED LAMP, FLASHING ARROW, W/TWO 8D BATTERIES AND 50W SOLAR ARRAY			$5,932	1.67	0.37	0.58	0.08	0.00	12
L25	**LINE STRIPING EQUIPMENT**											
	SUBCATEGORY 0.00		**LINE STRIPING EQUIPMENT**									
	JCL EQUIPMENT CO.											
	L25JE002	ROAD RUNNER	LINE STRIPING EQUIPMENT, STRIPER, INTERMEDIATE, 3 GUNS, TRUCK MOUNTED (17,590 LB GVW), TWO COLORS	190 HP D-on		$226,621	80.73	14.00	22.25	2.87	22.44	116
	L25JE003	HRL-1	LINE STRIPING EQUIPMENT, STRIPER, INTERMEDIATE, 1 GUNS SELF PROPELLED, SINGLE COLOR	6 HP G		$5,006	2.42	0.31	0.50	0.06	1.08	9

Table 2-1
Hourly Equipment Ownership and Operating Expense

CAT	REGION 3 ID.NO.	MODEL	EQUIPMENT DESCRIPTION	ENGINE HORSEPOWER AND FUEL TYPE MAIN	CARRIER	VALUE (TEV) 2015 ($)	TOTAL HOURLY RATES ($/HR) AVERAGE	STANDBY	ADJUSTABLE ELEMENTS DEPR	FCCM	FUEL	CWT
	M-B COMPANIES, INC.											
	L25MB007	260 ACL	LINE STRIPING EQUIPMENT, STRIPER, INTERMEDIATE, 3-4 GUNS, SELF PROPELLED, THREE COLORS	23 HP G		$98,241	30.28	6.16	9.82	1.25	4.50	30
	L25MB006	245	LINE STRIPING EQUIPMENT, STRIPER, INTERMEDIATE, 3 GUNS, SELF PROPELLED, TWO COLORS	20 HP G		$196,335	54.21	12.31	19.63	2.49	3.91	48
	L25MB004	TPX 2000	LINE STRIPING EQUIPMENT, STRIPER, INTERMEDIATE, 3-4 GUNS, W/11,000 LBS GVW TRUCK, TWO COLORS	190 HP G		$443,032	151.97	27.57	43.89	5.62	37.16	290
	L25MB008	360	LINE STRIPING EQUIPMENT, STRIPER, INTERMEDIATE, 3-4 GUNS, THERMAL 120 GAL, TRUCK MTD, TWO COLORS	74 HP D-off		$237,252	68.31	14.67	23.31	3.01	7.25	192
L30	**LOADERS, BELT (Conveyor belts) & ACCESSORIES**											
	SUBCATEGORY 0.00		**LOADERS, BELT (Conveyor belts) & ACCESSORIES**									
	KPI-JCI											
	L30KJ004	616 E-3	LOADER, CONVEYOR BELT & ACCESSORIES, 6' X 16', VIBRATORY SLOPE TRIPLE DECK SCREENS, W/HOPPER/ 36" X 28.5' FEEDER CONVEYOR/ 48" X27' UNDER SCREEN CONVEYOR/ & 24" X 20' SIDE DELIVERY CONVEYOR, TRAILER MTD	85 HP E		$234,543	50.85	11.95	18.07	2.91	5.36	280
	L30KJ001	11-2450	LOADER, CONVEYOR BELT & ACCESSORIES, 24" WIDE X 50' LONG CONVEYOR WITH 24" DEEP LATTICE FRAME, SINGLE AXLE TELESCOPING UNDERCARRIAGE FOR RAISE AND LOWER, CAPABLE OF RADIAL TRAVEL, UP TO 250 TONS PER HOUR	10 HP E		$50,808	10.21	2.61	3.95	0.63	0.63	105

Table 2-1
Hourly Equipment Ownership and Operating Expense

CAT	ID.NO.	MODEL	REGION 3 EQUIPMENT DESCRIPTION	ENGINE HORSEPOWER AND FUEL TYPE MAIN	CARRIER	VALUE (TEV) 2015 ($)	TOTAL HOURLY RATES ($/HR) AVERAGE	STANDBY	ADJUSTABLE ELEMENTS DEPR	FCCM	FUEL	CWT
L30			*KPI-JCI (continued)*									
	L30KJ002	11-2460	LOADER, CONVEYOR BELT & ACCESSORIES, 24" WIDE X 60' LONG CONVEYOR WITH 24" DEEP LATTICE FRAME, SINGLE AXLE, TELESCOPING UNDERCARRIAGE FOR RAISE AND LOWER, CAPABLE OF RADIAL TRAVEL, UP TO 250 TONS PER HOUR	10 HP E		$49,891	10.05	2.56	3.88	0.62	0.63	128
	SUPERIOR INDUSTRIES, AN ASTEC COMPANY											
	L30S4002	RUN-ON HYDRAULIC LEG	LOADER CONVERYOR BELT & ACCESSORIES, 4 HYDRAULIC JACK LEGS			$24,333	4.44	1.28	1.95	0.30	0.00	28
	L30S4007	30" X 100' CONVEYOR	CONVEYOR, 30" WIDTH X 100' L, 500 TPH MAX (ADD 12KW GENERATOR)	15 HP E		$49,722	10.81	2.26	3.28	0.62	0.95	64
	L30S4008	LOADER HOPPER	HOPPER FOR FRONT WHEEL LOADER, 500 TPH INCLUDES GRIZZLY SCREEN			$64,108	11.71	3.37	5.13	0.80	0.00	40
L35	**LOADERS, FRONT END, CRAWLER TYPE**											
	SUBCATEGORY 0.00		**LOADERS, FRONT END, CRAWLER TYPE**									
	CATERPILLAR INC. (MACHINE DIVISION)											
	L35CA001	239D	LOADER, FRONT END, TRACKED, 0.52 CY, 66" BUCKET	67 HP D-off		$53,459	16.18	2.80	4.28	0.66	5.45	73
	L35CA002	249D	LOADER, FRONT END, TRACKED, 0.52 CY, 66" BUCKET	67 HP D-off		$56,477	16.76	2.96	4.52	0.70	5.45	77
	L35CA003	257D	LOADER, FRONT END, TRACKED, 0.54 CY, 66" BUCKET	74 HP D-off		$62,788	18.60	3.29	5.02	0.78	6.04	81
	L35CA004	259D	LOADER, FRONT END, TRACKED, 0.54 CY, 66" BUCKET	74 HP D-off		$63,438	18.74	3.33	5.08	0.79	6.04	89

Table 2-1
Hourly Equipment Ownership and Operating Expense

CAT	ID.NO.	MODEL	REGION 3 EQUIPMENT DESCRIPTION	ENGINE HORSEPOWER AND FUEL TYPE MAIN	CARRIER	VALUE (TEV) 2015 ($)	TOTAL HOURLY RATES ($/HR) AVERAGE	STANDBY	ADJUSTABLE ELEMENTS DEPR	FCCM	FUEL	CWT
L35			***CATERPILLAR INC. (MACHINE DIVISION) (continued)***									
	L35CA006	277D	LOADER, FRONT END, TRACKED, 0.54 CY, 66" BUCKET	74 HP D-off		$84,715	22.81	4.44	6.78	1.05	6.04	93
	L35CA008	279D	LOADER, FRONT END, TRACKED, 0.54 CY, 66" BUCKET	74 HP D-off		$86,549	23.15	4.53	6.92	1.07	6.04	100
	L35CA009	287D	LOADER, FRONT END, TRACKED, 0.54 CY, 66" BUCKET	74 HP D-off		$79,332	21.77	4.16	6.35	0.98	6.04	100
	L35CA010	289D	LOADER, FRONT END, TRACKED, 0.54 CY, 66" BUCKET	74 HP D-off		$85,281	22.91	4.47	6.82	1.06	6.04	105
	L35CA011	299D XHP	LOADER, FRONT END, TRACKED, 0.54 CY, 66" BUCKET	110 HP D-off		$102,937	29.45	5.40	8.23	1.28	8.94	116
	L35CA015	297D XHP	LOADER, FRONT END, TRACKED, 0.54 CY, 66" BUCKET	107 HP D-off		$118,248	32.12	6.20	9.46	1.47	8.69	108
	L35CA005	953-D	LOADER, FRONT END, CRAWLER, 2.25 CY BUCKET	148 HP D-off		$278,683	66.48	14.61	22.29	3.46	12.03	313
	L35CA014	963-K	LOADER, FRONT END, CRAWLER, 3.20 CY BUCKET	193 HP D-off		$377,872	89.46	19.81	30.23	4.69	15.68	454
	L35CA007	973D	LOADER, FRONT END, CRAWLER, 4.20 CY BUCKET	263 HP D-off		$567,901	132.04	29.76	45.43	7.04	21.37	560
	CASE CORPORATION											
	L35CS001	TR270	LOADER, FRONT END, TRACKED, 0.66 CY, 78" WIDE BUCKET	68 HP D-off		$63,777	18.24	3.34	5.10	0.79	5.53	80
	L35CS002	TR310	LOADER, FRONT END, TRACKED, 0.63 CY, 84" WIDE BUCKET	68 HP D-off		$66,739	18.81	3.50	5.34	0.83	5.53	86
	L35CS003	TR340	LOADER, FRONT END, TRACKED, 0.63 CY, 84" WIDE BUCKET	84 HP D-off		$89,898	24.65	4.71	7.19	1.11	6.83	97

Table 2-1
Hourly Equipment Ownership and Operating Expense

CAT	REGION 3 ID.NO.	MODEL	EQUIPMENT DESCRIPTION	ENGINE HORSEPOWER AND FUEL TYPE MAIN	CARRIER	VALUE (TEV) 2015 ($)	TOTAL HOURLY RATES ($/HR) AVERAGE	STANDBY	ADJUSTABLE ELEMENTS DEPR	FCCM	FUEL	CWT
	MELROE BOBCAT											
	L35ME001	T550	LOADER, FRONT END, SKID STEER, TRACKED, 10.5 CF, 62" WIDE BUCKET	66 HP D-off		$52,276	15.85	2.74	4.18	0.65	5.36	76
	L35ME002	T590	LOADER, FRONT END, SKID STEER, TRACKED, 10.5 CF, 62" WIDE BUCKET	66 HP D-off		$54,994	16.37	2.88	4.40	0.68	5.36	78
	L35ME003	T595	LOADER, FRONT END, SKID STEER, TRACKED, 10.5 CF, 62" WIDE BUCKET	74 HP D-off		$56,202	17.32	2.95	4.50	0.70	6.01	81
	L35ME004	T630	LOADER, FRONT END, SKID STEER, TRACKED, 23.3 CF, 78" WIDE BUCKET	74 HP D-off		$58,397	17.73	3.06	4.67	0.72	6.01	91
	L35ME005	T650	LOADER, FRONT END, SKID STEER, TRACKED, 23.3 CF, 78" WIDE BUCKET	74 HP D-off		$61,923	18.41	3.25	4.95	0.77	6.01	96
L40 LOADERS, FRONT END, WHEEL TYPE												
	SUBCATEGORY 0.11		**ARTICULATED, 0 THRU 225 HP**									
	CATERPILLAR INC. (MACHINE DIVISION)											
	L40CA001	903C	LOADER, FRONT END, WHEEL, 0.8 CY BUCKET, ARTICULATED, 4X4	42 HP D-off		$67,995	14.65	3.56	5.36	0.88	3.11	92
	L40CA002	926M	LOADER, FRONT END, WHEEL, 3.2 CY BUCKET, ARTICULATED, 4X4	155 HP D-off		$200,901	53.50	9.54	13.89	2.59	11.48	288
	L40CA014	907M	LOADER, FRONT END, WHEEL, 0.8 CY BUCKET, ARTICULATED, 4X4	74 HP D-off		$102,679	23.03	5.35	8.06	1.32	5.48	128
	L40CA041	910K	LOADER, FRONT END, WHEEL, 1.6 CY BUCKET, ARTICULATED, 4X4	97 HP D-off		$147,247	35.47	7.28	10.76	1.90	7.19	157
	L40CA033	906M	LOADER, FRONT END, WHEEL, 1.2 CY BUCKET, ARTICULATED, 4X4	74 HP D-off		$108,807	24.02	5.68	8.56	1.40	5.48	124
	L40CA034	908M	LOADER, FRONT END, WHEEL, 1.40 CY BUCKET, ARTICULATED, 4X4	69 HP D-off		$124,895	26.22	6.54	9.86	1.61	5.11	141

Table 2-1
Hourly Equipment Ownership and Operating Expense

CAT	ID.NO.	MODEL	REGION 3 EQUIPMENT DESCRIPTION	ENGINE HORSEPOWER AND FUEL TYPE MAIN	ENGINE HORSEPOWER AND FUEL TYPE CARRIER	VALUE (TEV) 2015 ($)	TOTAL HOURLY RATES ($/HR) AVERAGE	TOTAL HOURLY RATES ($/HR) STANDBY	ADJUSTABLE ELEMENTS DEPR	ADJUSTABLE ELEMENTS FCCM	ADJUSTABLE ELEMENTS FUEL	CWT
L40			***CATERPILLAR INC. (MACHINE DIVISION) (continued)***									
	L40CA019	914K	LOADER, FRONT END, WHEEL, 2.0 CY BUCKET, ARTICULATED, 4X4	97 HP D-off		$152,758	34.01	7.97	12.00	1.97	7.19	179
	L40CA040	930M	LOADER, FRONT END, WHEEL, 3.8 CY BUCKET, ARTICULATED, 4X4	164 HP D-off		$233,980	53.27	12.21	18.39	3.01	12.15	309
	L40CA023	938M	LOADER, FRONT END, WHEEL, 3.80 CY BUCKET, ARTICULATED, 4X4	188 HP D-off		$264,600	60.21	13.85	20.88	3.41	13.93	362
	L40CA024	950M	LOADER, FRONT END, WHEEL, 4.25 CY BUCKET, ARTICULATED, 4X4	230 HP D-off		$332,926	78.22	16.99	25.39	4.29	17.04	428
	L40CA025	962M	LOADER, FRONT END, WHEEL, 4.50 CY BUCKET, ARTICULATED, 4X4	250 HP D-off		$387,839	88.75	19.92	29.85	4.99	18.52	446
	CASE CORPORATION											
	L40CS012	621G	LOADER, FRONT END, WHEEL, 3.0 CY BUCKET, ARTICULATED, 4X4	162 HP D-off		$274,692	60.14	14.33	21.57	3.54	12.00	285
	L40CS013	721G	LOADER, FRONT END, WHEEL, 3.5 CY BUCKET, ARTICULATED, 4X4	179 HP D-off		$299,943	65.61	15.67	23.62	3.86	13.26	325
	L40CS014	821G	LOADER, FRONT END, WHEEL, 4.5 CY BUCKET, ARTICULATED, 4X4	208 HP D-off		$377,054	83.57	19.34	28.97	4.85	15.41	389
	L40CS004	21F	LOADER, FRONT END, WHEEL, 1.05 CY BUCKET, ARTICULATED, 4X4	55 HP D-off		$94,790	20.20	4.93	7.42	1.22	4.07	109
	L40CS005	121F	LOADER, FRONT END, WHEEL, 1.18 CY BUCKET, ARTICULATED, 4X4	60 HP D-off		$93,779	20.46	4.88	7.34	1.21	4.45	114
	L40CS031	521G	LOADER, FRONT END, WHEEL, 2.1 CY BUCKET, ARTICULATED, 4X4	131 HP D-off		$225,761	50.08	11.66	17.49	2.91	9.71	241

Table 2-1
Hourly Equipment Ownership and Operating Expense

CAT	REGION 3 ID.NO.	MODEL	EQUIPMENT DESCRIPTION	ENGINE HORSEPOWER AND FUEL TYPE MAIN	CARRIER	VALUE (TEV) 2015 ($)	TOTAL HOURLY RATES ($/HR) AVERAGE	STANDBY	ADJUSTABLE ELEMENTS DEPR	FCCM	FUEL	CWT
	IRON DIRECT											
	L40ID005	CDM835	LOADER, FRONT END, WHEEL, 3.0 CY BUCKET, ARTICULATED, 4X4	133 HP D-off		$98,783	29.64	4.87	7.20	1.27	9.84	271
	L40ID006	CDM858N	LOADER, FRONT END, WHEEL, 3.9 CY BUCKET, ARTICULATED, 4X4	220 HP D-off		$152,213	46.77	7.53	11.13	1.96	16.29	385
	KOMATSU AMERICA INTERNATIONAL COMPANY											
	L40KM003	WA200-7	LOADER, FRONT END, WHEEL, 3.10 CY BUCKET, ARTICULATED, 4X4	126 HP D-off		$244,201	51.84	12.75	19.22	3.14	9.34	263
	SUBCATEGORY 0.12		**ARTICULATED, OVER 225 HP**									
	CATERPILLAR INC. (MACHINE DIVISION)											
	L40CA042	966M	LOADER, FRONT END, WHEEL, 5.5 CY BUCKET, ARTICULATED, 4X4	311 HP D-off		$486,353	91.64	19.48	27.17	5.89	23.04	512
	L40CA007	980M	LOADER, FRONT END, WHEEL, 7.50 CY BUCKET, ARTICULATED, 4X4	386 HP D-off		$637,683	119.56	25.44	35.44	7.72	28.60	664
	L40CA018	990K	LOADER, FRONT END, WHEEL, 11.20 CY BUCKET, ARTICULATED, 4X4	699 HP D-off		$1,716,017	304.67	67.60	93.65	20.77	51.79	1,785
	L40CA009	992-K	LOADER, FRONT END, WHEEL, 14.00 CY BUCKET, ARTICULATED, 4X4	814 HP D-off		$2,401,979	386.48	96.94	135.73	29.07	60.31	2,201
	L40CA035	988K	LOADER, FRONT END, WHEEL, UP TO 9.00 CY BUCKET, ARTICULATED, 4X4	541 HP D-off		$924,427	180.23	36.15	49.92	11.19	40.08	1,126
	CASE CORPORATION											
	L40CS032	921G	LOADER, FRONT END, WHEEL, 2.1 CY BUCKET, ARTICULATED, 4X4	242 HP D-off		$398,915	71.12	16.24	22.81	4.83	17.93	451
	L40CS033	1021G	LOADER, FRONT END, WHEEL, 5.5 CY BUCKET, ARTICULATED, 4X4	296 HP D-off		$507,536	88.21	20.76	29.24	6.14	21.93	553

Table 2-1
Hourly Equipment Ownership and Operating Expense

CAT	ID.NO.	MODEL	REGION 3 EQUIPMENT DESCRIPTION	ENGINE HORSEPOWER AND FUEL TYPE MAIN	ENGINE HORSEPOWER AND FUEL TYPE CARRIER	VALUE (TEV) 2015 ($)	TOTAL HOURLY RATES ($/HR) AVERAGE	TOTAL HOURLY RATES ($/HR) STANDBY	ADJUSTABLE ELEMENTS DEPR	ADJUSTABLE ELEMENTS FCCM	ADJUSTABLE ELEMENTS FUEL	CWT
L40			***CASE CORPORATION (continued)***									
	L40CS034	1121G	LOADER, FRONT END, WHEEL, 6.25 CY BUCKET, ARTICULATED, 4X4	320 HP D-off		$529,822	96.69	21.36	29.89	6.41	23.71	617
	KOMATSU AMERICA INTERNATIONAL COMPANY											
	L40KM008	WA500-7	LOADER, FRONT END, WHEEL, 8.20 CY BUCKET, ARTICULATED, 4X4	353 HP D-off		$739,459	128.94	29.69	41.47	8.95	26.15	755
	L40KM009	WA600-6	LOADER, FRONT END, WHEEL, 9.20 CY BUCKET, ARTICULATED, 4X4	527 HP D-off		$1,206,271	207.83	48.31	67.41	14.60	39.05	1,190
	L40KM011	WA800-3	LOADER, FRONT END, WHEEL, 18.30 CY BUCKET, ARTICULATED, 4X4	808 HP D-off		$1,555,070	286.03	61.59	85.54	18.82	59.86	2,304
	SUBCATEGORY 0.20		**SKID STEER**									
	CATERPILLAR INC. (MACHINE DIVISION)											
	L40CA003	226D	LOADER, FRONT END WHEEL, SKID-STEER, 0.47 CY, 60" BUCKET	67 HP D-off		$39,279	14.30	2.39	3.78	0.50	5.45	57
	L40CA004	232D	LOADER, FRONT END WHEEL, SKID-STEER, 0.47 CY, 60" BUCKET	67 HP D-off		$55,752	17.63	3.42	5.42	0.71	5.45	62
	L40CA005	236D	LOADER, FRONT END WHEEL, SKID-STEER, 0.52 CY, 66" BUCKET	74 HP D-off		$48,168	16.74	2.94	4.66	0.61	6.04	66
	L40CA006	242D	LOADER, FRONT END, WHEEL, SKID-STEER, 0.52 CY, 66" BUCKET	74 HP D-off		$46,524	16.50	2.82	4.46	0.59	6.04	70
	L40CA008	262D	LOADER, FRONT END, WHEEL, SKID-STEER, 0.52 CY, 66" BUCKET	74 HP D-off		$52,902	17.80	3.22	5.10	0.67	6.04	81
	L40CA010	272D	LOADER, FRONT END, WHEEL, SKID-STEER, 0.52 CY, 66" BUCKET	98 HP D-off		$72,541	23.89	4.45	7.06	0.92	7.96	83
	L40CA031	246D	LOADER, FRONT END, WHEEL, SKID-STEER, 15.4 CF, 72" BUCKET, 4X4	74 HP D-off		$48,823	16.93	2.97	4.69	0.62	6.01	74

Table 2-1
Hourly Equipment Ownership and Operating Expense

CAT	REGION 3 ID.NO.	MODEL	EQUIPMENT DESCRIPTION	ENGINE HORSEPOWER AND FUEL TYPE MAIN	CARRIER	VALUE (TEV) 2015 ($)	TOTAL HOURLY RATES ($/HR) AVERAGE	STANDBY	ADJUSTABLE ELEMENTS DEPR	FCCM	FUEL	CWT
	CASE CORPORATION											
	L40CS006	221F	LOADER, FRONT END, WHEEL, 1.57 CY BUCKET, ARTICULATED, 4X4	70 HP D-off		$103,144	27.84	6.32	10.01	1.31	5.69	126
	L40CS015	321F	LOADER, FRONT END, WHEEL, 1.70 CY BUCKET, ARTICULATED, 4X4	70 HP D-off		$119,805	31.37	7.33	11.61	1.52	5.69	136
	L40CS038	SR130	LOADER, FRONT END WHEEL, SKID-STEER, 0.52 CY, 72" BUCKET	46 HP D-off		$39,768	12.54	2.40	3.80	0.50	3.72	51
	L40CS039	SR160	LOADER, FRONT END WHEEL, SKID-STEER, 0.52 CY, 72" BUCKET	60 HP D-off		$43,589	14.58	2.64	4.18	0.55	4.88	52
	L40CS040	SR175	LOADER, FRONT END WHEEL, SKID-STEER, 0.57 CY, 78" BUCKET	64 HP D-off		$73,209	20.94	4.50	7.14	0.93	5.20	60
	L40CS041	SV185	LOADER, FRONT END WHEEL, SKID-STEER, 0.57 CY, 78" BUCKET	57 HP D-off		$77,332	21.16	4.76	7.56	0.98	4.63	63
	L40CS042	SR210	LOADER, FRONT END WHEEL, SKID-STEER, 0.57 CY, 78" BUCKET	68 HP D-off		$61,631	18.97	3.78	5.99	0.78	5.53	67
	L40CS043	SR240	LOADER, FRONT END WHEEL, SKID-STEER, 0.63 CY, 84" BUCKET	74 HP D-off		$56,197	18.38	3.44	5.45	0.71	6.01	71
	L40CS044	SR270	LOADER, FRONT END WHEEL, SKID-STEER, 0.63 CY, 84" BUCKET	90 HP D-off		$72,393	23.10	4.46	7.07	0.92	7.31	78
	L40CS045	SV280	LOADER, FRONT END WHEEL, SKID-STEER, 0.63 CY, 84" BUCKET	74 HP D-off		$63,136	19.79	3.87	6.14	0.80	6.01	77
	L40CS046	SV300	LOADER, FRONT END WHEEL, SKID-STEER, 0.63 CY, 84" BUCKET	90 HP D-off		$76,225	23.88	4.70	7.45	0.97	7.31	83
	L40CS047	SV340	LOADER, FRONT END WHEEL, SKID-STEER, 0.63 CY, 84" BUCKET	90 HP D-off		$81,387	24.98	5.00	7.94	1.03	7.31	86
	MELROE BOBCAT											
	L40ME016	S70	LOADER, FRONT END, WHEEL, SKID-STEER, 7.4 CF, 44" BUCKET, 4X4	24 HP D-off		$21,470	6.59	1.31	2.08	0.27	1.91	28

Table 2-1
Hourly Equipment Ownership and Operating Expense

CAT	ID.NO.	MODEL	REGION 3 EQUIPMENT DESCRIPTION	ENGINE HORSEPOWER AND FUEL TYPE MAIN	CARRIER	VALUE (TEV) 2015 ($)	TOTAL HOURLY RATES ($/HR) AVERAGE	STANDBY	ADJUSTABLE ELEMENTS DEPR	FCCM	FUEL	CWT
L40			***MELROE BOBCAT (continued)***									
	L40ME017	S550	LOADER, FRONT END, WHEEL, SKID-STEER, 10.5 CF, 62" BUCKET, 4X4	49 HP D-off		$41,461	13.17	2.52	3.97	0.53	3.98	65
	L40ME012	S450	LOADER, FRONT END, WHEEL, SKID-STEER, 10.5 CF, 62" BUCKET	49 HP D-off		$34,360	11.73	2.07	3.26	0.44	3.98	50
	L40ME021	S570	LOADER, FRONT END, WHEEL, SKID-STEER, 10.5 CF, 62" BUCKET, 4X4	49 HP D-off		$43,503	13.57	2.64	4.17	0.55	3.98	62
	L40ME022	S630	LOADER, FRONT END, WHEEL, SKID-STEER, 20.6 CF, 74" BUCKET, 4X4	74 HP D-off		$48,415	16.80	2.95	4.67	0.61	6.01	76
	L40ME023	S740	LOADER, FRONT END, WHEEL, SKID-STEER, 23.3 CF, 78" BUCKET, 4X4	74 HP D-off		$53,967	17.92	3.29	5.22	0.68	6.01	88
	SUBCATEGORY 0.31		**TOOL CARRIER & TELESCOPIC HANDLERS, 0 THRU 225 HP**									
	CATERPILLAR INC. (MACHINE DIVISION)											
	L40CA015	TH255C	TELEHANDLER, 5500 LB RATED LOAD CAPACITY, 18.4' MAX LIFT HEIGHT WITH 3000 LB CAPACITY, 10.8' MAX FORWARD REACH WITH 1700 LB CAPACITY, 4X4	74 HP D-off		$93,987	21.73	4.65	6.89	1.20	5.48	110
	L40CA038	TH514C	TELEHANDLER, 11,000 LB RATED LOAD CAPACITY, 45' MAX LIFT HEIGHT WITH 7,000 LB CAPACITY, 30.3' MAX FORWARD REACH WITH 3,000 LB CAPACITY, 4X4	101 HP D-off		$193,206	41.37	9.54	14.14	2.47	7.48	237
	L40CA039	TH406C	TELEHANDLER, 8100 LB RATED LOAD CAPACITY, 20' MAX LIFT HEIGHT WITH 4400 LB CAPACITY, 10.2' MAX FORWARD REACH WITH 3300 LB CAPACITY, 4X4	101 HP D-off		$98,524	25.88	4.78	7.03	1.26	7.48	159
	L40CA011	330D MH	MATERIAL HANDLER, TRACKED, 1.25 CY GRAPPLE OR 66" MAGNET, 52' MAX HEIGHT, 48' MAX REACH	268 HP D-off		$605,941	121.44	30.48	45.45	7.75	19.86	984

Table 2-1
Hourly Equipment Ownership and Operating Expense

CAT	ID.NO.	MODEL	REGION 3 EQUIPMENT DESCRIPTION	ENGINE HORSEPOWER AND FUEL TYPE MAIN	CARRIER	VALUE (TEV) 2015 ($)	TOTAL HOURLY RATES ($/HR) AVERAGE	STANDBY	ADJUSTABLE ELEMENTS DEPR	FCCM	FUEL	CWT
L40			***CATERPILLAR INC. (MACHINE DIVISION) (continued)***									
	L40CA016	MH3037	MATERIAL HANDLER, WHEELED, 1.25 CY GRAPPLE OR 66" MAGNET, 58' MAX HEIGHT, 52' MAX REACH	225 HP D-off		$627,046	122.77	31.14	46.23	8.02	16.67	871
	L40CA017	MH3049	MATERIAL HANDLER, WHEELED, 1.5 CY GRAPPLE OR 66" MAGNET, 64' MAX HEIGHT, 58.4' MAX REACH	300 HP D-off		$761,626	151.01	37.91	56.32	9.75	22.23	1,110
	L40CA020	MH3059	MATERIAL HANDLER, WHEELED, 2.0 CY GRAPPLE OR 66" MAGNET, 64' MAX HEIGHT, 58.4' MAX REACH	325 HP D-off		$917,738	179.41	45.55	67.62	11.74	24.08	1,328
	L40CA021	MH3295	MATERIAL HANDLER, CRAWLER, 2.5 CY GRAPPLE OR 66" MAGNET, 74.2' MAX HEIGHT, 71.5' MAX REACH	524 HP D-off		$1,392,980	271.66	70.07	104.47	17.83	38.82	2,100
	L40CA026	TL1055D	TELEHANDLER, 10,000 LB RATED LOAD CAPACITY, 55' MAX LIFT HEIGHT WITH 5,000 LB CAPACITY, 42' MAX FORWARD REACH WITH 2,500 LB CAPACITY, 4X4	142 HP D-off		$203,390	45.83	9.99	14.77	2.60	10.53	319
	L40CA027	TL1255D	TELEHANDLER, 12,000 LB RATED LOAD CAPACITY, 55' MAX LIFT HEIGHT WITH 5,000 LB CAPACITY, 42' MAX FORWARD REACH WITH 3,500 LB CAPACITY, 4X4	142 HP D-off		$222,263	48.94	10.94	16.19	2.84	10.53	344
	L40CA036	TL642D	TELEHANDLER, 6,500 LB RATED LOAD CAPACITY, 42' MAX LIFT HEIGHT WITH 6,500 LB CAPACITY, 30' MAX FORWARD REACH WITH 700 LB CAPACITY, 4X4	100 HP D-off		$156,565	35.28	7.70	11.40	2.00	7.41	220
	L40CA037	TL943D	TELEHANDLER, 9,000 LB RATED LB RATED LOAD CAPACITY, 43' MAX LIFT HEIGHT WITH 7,000 LB CAPACITY, 31' MAX FORWARD REACH WITH 1,200 LB CAPACITY, 4X4	111 HP D-off		$168,569	38.15	8.31	12.30	2.16	8.22	258

Table 2-1
Hourly Equipment Ownership and Operating Expense

CAT	REGION 3 ID.NO.	MODEL	EQUIPMENT DESCRIPTION	ENGINE HORSEPOWER AND FUEL TYPE MAIN	CARRIER	VALUE (TEV) 2015 ($)	TOTAL HOURLY RATES ($/HR) AVERAGE	STANDBY	ADJUSTABLE ELEMENTS DEPR	FCCM	FUEL	CWT
L50 LOADERS / BACKHOE, WHEEL TYPE												
	SUBCATEGORY 0.00		**LOADERS / BACKHOE, WHEEL TYPE**									
	CATERPILLAR INC. (MACHINE DIVISION)											
	L50CA001	416F	LOADER / BACKHOE, WHEEL, 1.00 CY FRONT END BUCKET, 24" DIP, 6.2 CF, 14.5' DIGGING DEPTH, 4X2	87 HP D-off		$94,726	22.35	4.63	6.84	1.21	4.99	162
	L50CA002	420F	LOADER/BACKHOE, WHEEL, 1.5 CY FRONT END BUCKET, 8.5 CF BACKHOE BUCKET, 14' 4" DIGGING DEPTH, 4X4	93 HP D-off		$140,156	30.14	6.88	10.18	1.79	5.33	154
	L50CA003	415F2	LOADER / BACKHOE, WHEEL, 1.25 CY FRONT END BUCKET, 8.5 CF, 14' 3" DIGGING DEPTH, 4X2	68 HP D-off		$95,230	20.97	4.63	6.81	1.22	3.90	152
	L50CA005	450F	LOADER / BACKHOE, WHEEL, 1.75 CY FRONT END BUCKET, 9.5 CF, 17.2' DIGGING DEPTH, 4X2	127 HP D-off		$196,953	41.89	9.78	14.51	2.52	7.28	241
	CASE CORPORATION											
	L50CS007	580 SUPER N	LOADER / BACKHOE, WHEEL, 1.29 CY FRONT END BUCKET, 12.7 CF BACKHOE BUCKET, 14.5' MAX DIGGING DEPTH, 4X4	95 HP D-off		$143,953	30.86	7.13	10.57	1.84	5.45	173
	L50CS008	590 SUPER N	LOADER / BACKHOE, WHEEL, 1.50 CY FRONT END BUCKET, 12.7 CF BACKHOE BUCKET, 15.5' MAX DIGGING DEPTH, 4X4	110 HP D-off		$160,975	34.92	7.91	11.70	2.06	6.31	205
	L50CS036	580N	LOADER/BACKHOE, WHEEL, 1.3 CY FRONT END BUCKET, 12.7 CF BACKHOE BUCKET, 18' 3" DIGGING DEPTH, 4X4	83 HP D-off		$147,385	31.22	7.21	10.64	1.89	4.76	178

Table 2-1
Hourly Equipment Ownership and Operating Expense

CAT	ID.NO.	MODEL	REGION 3 EQUIPMENT DESCRIPTION	ENGINE HORSEPOWER AND FUEL TYPE MAIN	CARRIER	VALUE (TEV) 2015 ($)	TOTAL HOURLY RATES ($/HR) AVERAGE	STANDBY	ADJUSTABLE ELEMENTS DEPR	FCCM	FUEL	CWT
	JCB INC.											
	L50JC008	3CX14	LOADER / BACKHOE, WHEEL, 1.3 CY FRONT END BUCKET, 24" DIP, 7.1 CF, 14.6' DIGGING DEPTH, 4X4	74 HP D-off		$104,219	22.84	5.10	7.54	1.33	4.24	154
	L50JC009	3CX14 Super	LOADER / BACKHOE, WHEEL, 1.4 CY FRONT END BUCKET, 24" DIP, 7.1 CF, 14.6' DIGGING DEPTH, 4X4	91 HP D-off		$116,604	26.18	5.72	8.46	1.49	5.22	159
	L50JC010	3CX15 Super	LOADER / BACKHOE, WHEEL, 1.40 CY FRONT END BUCKET, 24" DIP, 7.1 CF, 16.3' DIGGING DEPTH, 4X4	109 HP D-off		$136,337	30.77	6.71	9.94	1.74	6.25	175
	L50JC011	4CX15 Super	LOADER / BACKHOE, WHEEL, 1.40 CY FRONT END BUCKET, 24" DIP, 7.1 CF, 20.1' DIGGING DEPTH, 4X4	109 HP D-off		$156,628	34.36	7.62	11.23	2.00	6.25	187
	L50JC012	4CX17 Super	LOADER / BACKHOE, WHEEL, 1.60 CY FRONT END BUCKET, 24" DIP, 7.1 CF, 21.5' DIGGING DEPTH, 4X4	109 HP D-off		$195,073	40.51	9.56	14.11	2.50	6.25	189
L55 LOADER / BACKHOE, ATTACHMENTS												
	SUBCATEGORY 0.00		**LOADER / BACKHOE, ATTACHMENTS**									
	FURUKAWA CO.,LTD.											
	L55FU001	B555	LOADER / BACKHOE, ATTACHMENT, AIR RAM, 500 FT-LB, W/2.5" DIA CHISEL (ADD 175 CFM COMPRESSOR & LDR/BH)			$9,659	3.39	0.78	1.29	0.13	0.00	5
	L55FU002	B999	LOADER / BACKHOE, ATTACHMENT, AIR RAM, 1000 FT-LB, W/ 3.5" DIA CHISEL (ADD 250 CFM COMPRESSOR & LDR/BH)			$17,588	6.28	1.41	2.35	0.23	0.00	10

Table 2-1
Hourly Equipment Ownership and Operating Expense

CAT	ID.NO.	MODEL	REGION 3 EQUIPMENT DESCRIPTION	ENGINE HORSEPOWER AND FUEL TYPE MAIN	CARRIER	VALUE (TEV) 2015 ($)	TOTAL HOURLY RATES ($/HR) AVERAGE	STANDBY	ADJUSTABLE ELEMENTS DEPR	FCCM	FUEL	CWT
L55			***FURUKAWA CO.,LTD. (continued)***									
	L55FU003	F6TLB	LOADER / BACKHOE, ATTACHMENT, HYDRAULIC BREAKER, 1,000 FT-LB, W/3" DIA. POINT (ADD 12,000-14,000 LOADER/BACKHOE)			$14,911	4.43	1.20	1.99	0.20	0.00	7
	L55FU004	F9TLB	LOADER / BACKHOE, ATTACHMENT, HYDRAULIC BREAKER, 1500 FT-LB, W/3.5" DIA. POINT (ADD 14,000-20,000 LOADER/BACKHOE)			$22,091	6.56	1.77	2.95	0.29	0.00	11
L60 LOG SKIDDERS												
	SUBCATEGORY 0.00		**LOG SKIDDERS**									
	CATERPILLAR INC. (MACHINE DIVISION)											
	L60CA013	525 D	LOG SKIDDER, 14.45 SF ARCH & GRAPPLE, SINGLE FUNCTION, WHEEL, 4X2	203 HP D-off		$293,619	66.08	15.20	23.35	3.52	15.04	443
	JOHN DEERE											
	L60JD001	540G III	LOG SKIDDER, CABLE, 38,000 LBS LINE-PULL WINCH AND BLADE, WHEEL, 4X4	119 HP D-off		$190,790	42.96	9.73	14.87	2.29	8.82	228
	L60JD003	548G III - GRAPPLE	LOG SKIDDER, 8.0 SF GRAPPLE WITH BLADE, WHEEL, 4X4	119 HP D-off		$186,354	41.46	9.72	14.97	2.23	8.82	217
	L60JD004	648H	LOG SKIDDER, 10.4 SF GRAPPLE WITH BLADE, WHEEL, 4X4	160 HP D-off		$272,070	59.52	14.15	21.78	3.26	11.85	266
	L60JD002	640H	LOG SKIDDER, CABLE, 48,867 LBS LINE-PULL WINCH AND BLADE, WHEEL, 4X4	151 HP D-off		$250,104	55.23	12.96	19.92	3.00	11.19	239
	L60JD006	643L	LOG SKIDDER, LOG FELLER/BUNCHER, 18" DIA TREE SAW CUTTER, WHEEL, 4X4	170 HP D-off		$244,162	55.81	12.64	19.41	2.93	12.60	320

Table 2-1
Hourly Equipment Ownership and Operating Expense

CAT	ID.NO.	MODEL	REGION 3 EQUIPMENT DESCRIPTION	ENGINE HORSEPOWER AND FUEL TYPE MAIN	CARRIER	VALUE (TEV) 2015 ($)	TOTAL HOURLY RATES ($/HR) AVERAGE	STANDBY	ADJUSTABLE ELEMENTS DEPR	FCCM	FUEL	CWT
L60			*JOHN DEERE (continued)*									
	L60JD007	843K	LOG SKIDDER, LOG FELLER/BUNCHER, 20" DIA TREE SAW CUTTER, WHEEL, 4X4	200 HP D-off		$248,178	58.93	12.86	19.75	2.98	14.82	323
M10	**ALL OTHER BARGES (NON DREDGING)**											
	SUBCATEGORY 0.41		**WORK FLOATS (SECTIONAL, NON-DREDGING)**									
	MARINE INLAND FABRICATORS											
	M10MZ001	BARGE 40'x8'x4'	MARINE EQUIPMENT, WORK BARGE, SECTIONAL, MEDIUM DUTY, 40' X 8' X 4', 23 TON			$33,305	7.96	2.91	5.00	0.41	0.00	143
	M10MZ003	BARGE 40'x10'x4'	MARINE EQUIPMENT, WORK BARGE, SECTIONAL, MEDIUM DUTY, 40' X 10' X 4', 30 TON			$39,079	9.35	3.42	5.86	0.49	0.00	173
	M10MZ005	BARGE 40'x12'x4'	MARINE EQUIPMENT, WORK BARGE, SECTIONAL, MEDIUM DUTY', 40' X 12' X 4', 36 TON			$44,828	10.72	3.92	6.72	0.56	0.00	193
	M10MZ007	BARGE 40'x12'x5'	MARINE EQUIPMENT, WORK BARGE, SECTIONAL, MEDIUM DUTY, 40' X 12' X 5', 51 TON			$48,563	11.60	4.24	7.28	0.60	0.00	217
	NO SPECIFIC MANUFACTURER											
	M10XX020	48' X 12' X 4' BARGE	MARINE EQUIPMENT, WORK BARGE, SECTIONAL, MEDIUM DUTY, 48' X 12' X 4', 20 TON			$29,257	6.99	2.56	4.39	0.36	0.00	1
	M10XX002	RAMP	MARINE EQUIPMENT, WORK BARGE, SECTIONAL, LOADING RAMPS			$13,262	3.17	1.16	1.99	0.16	0.00	1
	M10XX003	20-10-7	MARINE EQUIPMENT, WORK BARGE, SECTIONAL, MID-SECTION, 20' X 10' X 7'			$28,101	6.72	2.46	4.22	0.35	0.00	90

Table 2-1
Hourly Equipment Ownership and Operating Expense

CAT	ID.NO.	MODEL	REGION 3 EQUIPMENT DESCRIPTION	ENGINE HORSEPOWER AND FUEL TYPE MAIN	CARRIER	VALUE (TEV) 2015 ($)	TOTAL HOURLY RATES ($/HR) AVERAGE	STANDBY	ADJUSTABLE ELEMENTS DEPR	FCCM	FUEL	CWT
M10			***NO SPECIFIC MANUFACTURER (continued)***									
	M10XX004	40-10-4	MARINE EQUIPMENT, WORK BARGE, SECTIONAL, MID-SECTION, 40' X 10' X 4'			$32,928	7.87	2.88	4.94	0.41	0.00	173
	SUBCATEGORY 0.45		**FLAT-DECK OR CARGO BARGE (NON-DREDGING)**									
	NO SPECIFIC MANUFACTURER											
	M10XX005	120-30-7	MARINE EQUIPMENT, FLAT-DECK CARGO BARGE, 120' X 30' X 7', 480 TON			$292,578	7.81	4.48	3.09	2.93	0.00	1
	M10XX007	140-45-9	MARINE EQUIPMENT, FLAT-DECK CARGO BARGE, 140' X 45' X 9', 1,255 TON			$341,339	9.11	5.22	3.60	3.42	0.00	1
	M10XX008	150-45-10	MARINE EQUIPMENT, FLAT-DECK CARGO BARGE, 150' X 40' X 10', 1,240 TON			$731,427	19.54	11.19	7.72	7.33	0.00	1
	SUBCATEGORY 0.48		**ALL OTHER BARGES (NON-DREDGING)**									
	NO SPECIFIC MANUFACTURER											
	M10XX027	120410-BW	MARINE EQUIPMENT, ALL OTHER BARGES, 40' X 24' X 5' WORK BARGE WITH 36" HIGH SIDE WALLS AND LOADING RAMP, TWO - 12" DIA SPUDS			$109,063	6.92	2.86	3.45	1.13	0.00	1
	M10XX029	130601-BJ	MARINE EQUIPMENT, ALL OTHER BARGES, 40' X 12' X 5', JACK UP BARGE, 4 DETACHABLE WELLS AND HYDRAULIC SYSTEM, 12 TON CAPACITY			$183,417	11.64	4.80	5.81	1.89	0.00	1
	M10XX016	OPEN 195	MARINE EQUIPMENT, ALL OTHER BARGES, HOPPER, 195' X 35' X 12', 1,400 TON			$575,392	36.51	15.05	18.22	5.94	0.00	1
	M10XX017	OPEN 200	MARINE EQUIPMENT, ALL OTHER BARGES, HOPPER, 200' X 35' X 12', 1,600 TON			$575,392	36.51	15.05	18.22	5.94	0.00	1

Table 2-1
Hourly Equipment Ownership and Operating Expense

CAT	ID.NO.	MODEL	REGION 3 EQUIPMENT DESCRIPTION	ENGINE HORSEPOWER AND FUEL TYPE MAIN	CARRIER	VALUE (TEV) 2015 ($)	TOTAL HOURLY RATES ($/HR) AVERAGE	STANDBY	ADJUSTABLE ELEMENTS DEPR	FCCM	FUEL	CWT
M10			***NO SPECIFIC MANUFACTURER (continued)***									
	M10XX018	CLOSED 195	MARINE EQUIPMENT, ALL OTHER BARGES, HOPPER, 195' X 35' X 12', 1,400 TON (COVERED)			$609,525	38.67	15.94	19.30	6.29	0.00	1
	M10XX019	CLOSED 200	MARINE EQUIPMENT, ALL OTHER BARGES, HOPPER, 200' X 35' X 12', 1,600 TON (COVERED)			$609,525	38.67	15.94	19.30	6.29	0.00	1
	SUBCATEGORY 0.51		**BOATS & LAUNCHES, 0 THRU 250 HP**									
	MUNSON WORKBOATS											
	M10M5001	19-8	MARINE EQUIPMENT, BOATS & LAUNCHES, 19' UTILITY, ROOF COVERING, 8' BEAM, SINGLE 115 HP OUTBOARD MOTOR	115 HP G		$55,058	25.10	2.10	2.92	0.64	17.23	31
	M10M5002	21-22	MARINE EQUIPMENT, BOATS & LAUNCHES, 21' UTILITY, ROOF COVERING, 8.5' BEAM, SINGLE 150 HP OUTBOARD MOTOR	150 HP G		$65,049	32.03	2.48	3.46	0.75	22.48	35
	M10M5003	23-20	MARINE EQUIPMENT, BOATS & LAUNCHES, 23' UTILITY, ROOF COVERING, 8.5' BEAM, TWIN 115 HP OUTBOARD MOTORS	230 HP G		$80,022	47.03	3.05	4.25	0.92	34.47	40
	MARINE INLAND FABRICATORS											
	M10MZ010	COLT	MARINE EQUIPMENT, BOATS & LAUNCHES, TRUCKABLE WORKBOAT W/PILOT HOUSE & PUSH KNEES, INBOARD, 20.25' X 8' X 3.5'	135 HP D-off		$92,701	21.15	3.53	4.92	1.07	10.00	95
	M10MZ011	MUSTANG	MARINE EQUIPMENT, BOATS & LAUNCHES, TRUCKABLE WORKBOAT W/PILOT HOUSE & PUSH KNEES, INBOARD, 25.25' X 10' X 3.5'	200 HP D-off		$119,954	29.53	4.58	6.37	1.39	14.82	180

Table 2-1
Hourly Equipment Ownership and Operating Expense

CAT	REGION 3 ID.NO.	MODEL	EQUIPMENT DESCRIPTION	ENGINE HORSEPOWER AND FUEL TYPE MAIN		CARRIER	VALUE (TEV) 2015 ($)	TOTAL HOURLY RATES ($/HR) AVERAGE	STANDBY	ADJUSTABLE ELEMENTS DEPR	FCCM	FUEL	CWT
	NO SPECIFIC MANUFACTURER												
	M10XX030	24' - 225 HP	MARINE EQUIPMENT, BOATS & LAUNCHES, 24' LENGTH, 8' 1" BEAM, CANOPY, OUTBOARD ENGINE	225 HP	G		$59,826	44.08	2.28	3.18	0.69	33.72	28
	M10XX031	25' - 225 HP	MARINE EQUIPMENT, BOATS & LAUNCHES, 25' LENGTH, 8' BEAM, CANOPY, OUTBOARD ENGINE	225 HP	G		$49,900	43.04	1.91	2.65	0.58	33.72	27
	M10XX010	15' TENDER	MARINE EQUIPMENT, BOATS & LAUNCHES, 15' TENDER, 6.5' BEAM, OUTBOARD ENGINE	60 HP	G		$23,358	12.53	0.89	1.24	0.27	8.99	10
	M10XX009	13' RUNABOUT	MARINE EQUIPMENT, BOATS & LAUNCHES, 13' RUNABOUT, 6' BEAM, OUTBOARD ENGINE	40 HP	G		$18,704	8.68	0.72	0.99	0.22	5.99	13
	SUBCATEGORY 0.53		**BOATS & LAUNCHES, GREATER THAN 250 HP**										
	MARINE INLAND FABRICATORS												
	M10MZ013	STALLION	MARINE EQUIPMENT, BOATS & LAUNCHES, TRUCKABLE WORKBOAT W/PILOT HOUSE & PUSH KNEES, INBOARD, 25.25' X 12' X 4'	400 HP	D-off		$169,383	51.16	6.11	8.47	1.87	29.64	300
	M10MZ014	CLYDESDALE	MARINE EQUIPMENT, BOATS & LAUNCHES, TRUCKABLE WORKBOAT W/PILOT HOUSE & PUSH KNEES, INBOARD, 25.25' X 14' X 5'	600 HP	D-off		$196,421	70.84	7.08	9.82	2.17	44.45	380
	NO SPECIFIC MANUFACTURER												
	M10XX032	25' PUSHBOAT	MARINE EQUIPMENT, BOATS & LAUNCHES, 25' LENGTH, 14' BEAM, 5' DRAFT, PUSH BOAT, INBOARD ENGINES	460 HP	D-off		$199,979	59.35	7.21	10.00	2.21	34.08	290

Table 2-1
Hourly Equipment Ownership and Operating Expense

CAT	ID.NO.	MODEL	REGION 3 EQUIPMENT DESCRIPTION	ENGINE HORSEPOWER AND FUEL TYPE MAIN		ENGINE HORSEPOWER AND FUEL TYPE CARRIER	VALUE (TEV) 2015 ($)	TOTAL HOURLY RATES ($/HR) AVERAGE	TOTAL HOURLY RATES ($/HR) STANDBY	ADJUSTABLE ELEMENTS DEPR	ADJUSTABLE ELEMENTS FCCM	ADJUSTABLE ELEMENTS FUEL	CWT
M10			***NO SPECIFIC MANUFACTURER (continued)***										
	M10XX035	25' PUSHBOAT	MARINE EQUIPMENT, BOATS & LAUNCHES, 25.25' LENGTH, 14' BEAM, 3.5' DRAFT, PUSH BOAT, INBOARD ENGINES	660 HP	D-off		$262,465	82.66	9.46	13.12	2.90	48.90	290
	M10XX037	28' - 350 HP	MARINE EQUIPMENT, BOATS & LAUNCHES, 28' LENGTH, 9' BEAM, ENCLOSED CABIN, OUTBOARD ENGINE	350 HP	G		$113,029	70.32	4.08	5.65	1.25	52.45	1
	M10XX038	32' - 425 HP	MARINE EQUIPMENT, BOATS & LAUNCHES, 32' LENGTH, ENCLOSED CABIN, INBOARD ENGINE	425 HP	D-off		$375,744	74.29	13.54	18.79	4.14	31.49	1
	M10XX039	40' PUSHBOAT	MARINE EQUIPMENT, BOATS & LAUNCHES, 40' LENGTH, 20' BEAM, 4.5' DRAFT, PUSH BOAT, INBOARD ENGINES	800 HP	D-off		$861,179	155.53	31.03	43.06	9.50	59.27	500
	M10XX022	500	MARINE EQUIPMENT, BOATS & LAUNCHES, 50' LENGTH, 16' BEAM, 5' 0" DRAFT, PUSH BOAT	750 HP	D-off		$586,360	123.30	21.13	29.32	6.47	55.57	100
	M10XX023	550	MARINE EQUIPMENT, BOATS & LAUNCHES, 55' LENGTH, 24' BEAM, 7' 5" DRAFT PUSH BOAT	710 HP	D-off		$2,926,890	358.45	105.46	146.34	32.29	52.60	100
	M10XX024	600	MARINE EQUIPMENT, BOATS & LAUNCHES, 60' LENGTH, 26' BEAM, 8' 0" DRAFT, PUSH BOAT	2,100 HP	D-off		$1,659,471	347.01	59.80	82.97	18.31	155.59	130
	SUBCATEGORY 0.54		**TUGS, UNDER 1,000 HP**										
	NO SPECIFIC MANUFACTURER												
	M10XX013	250 HD	MARINE EQUIPMENT, BOATS & LAUNCHES, 25', SHALLOW DRAFT, INLAND TUG, HEAVY DUTY	660 HP	D-off		$253,839	65.95	5.56	5.71	2.70	45.74	23

Table 2-1
Hourly Equipment Ownership and Operating Expense

CAT	ID.NO.	MODEL	REGION 3 EQUIPMENT DESCRIPTION	ENGINE HORSEPOWER AND FUEL TYPE MAIN	CARRIER	VALUE (TEV) 2015 ($)	TOTAL HOURLY RATES ($/HR) AVERAGE	STANDBY	ADJUSTABLE ELEMENTS DEPR	FCCM	FUEL	CWT
M10			***NO SPECIFIC MANUFACTURER (continued)***									
	M10XX015	250	MARINE EQUIPMENT, BOATS & LAUNCHES, 25' X 14', INLAND TUG	305 HP D-off		$186,311	34.21	4.09	4.19	1.99	21.14	83
	M10XX021	390	MARINE EQUIPMENT, BOATS & LAUNCHES, 39', STANDARD RUDDER, INLAND	380 HP D-off		$683,882	66.95	14.99	15.39	7.29	26.34	100
P10	**PILE HAMMER ACCESSORIES EXTRACTORS & BOX LEADS**											
	SUBCATEGORY 0.00		**PILE HAMMER ACCESSORIES - EXTRACTORS & BOX LEADS**									
	AMERICAN PILEDRIVING EQUIPMENT, INC.											
	P10AP001	8" X 21" PILE LEADS	PILE HAMMER ACCESSORIES, PILE LEADS, INCLUDES 21" LIFTING BAIL, 40' MID SECTION, 20' MID SECTION, 20' TOP TAPER, 4' STABBER, 3 LINE HEAD BLOCK			$44,980	10.92	3.08	4.87	0.64	0.00	132
	P10AP002	8" X 26" PILE LEADS	PILE HAMMER ACCESSORIES, PILE LEADS, INCLUDES 4' STABBER, TWO 40' MID SECTIONS, 20' MID SECTION, 20' TOP TAPER, LIFTING BALE, 3 LINE HEAD BLOCK			$82,769	20.11	5.67	8.97	1.18	0.00	177
	P10AP003	8" X 32" PILE LEADS	PILE HAMMER ACCESSORIES, PILE LEADS, INCLUDES 4' STABBER, TWO 40' MID SECTIONS, 20' MID SECTION, 40' TOP TAPER, LIFTING BALE, 3 LINE HEAD BLOCK			$90,432	21.96	6.18	9.80	1.28	0.00	254
	P10AP004	8" X 43" PILE LEADS	PILE HAMMER ACCESSORIES, PILE LEADS, INCLUDES 4' STABBER, TWO 40' MID SECTIONS, 20' MID SECTION, 20' TOP TAPER, LIFTING BALE, 3 LINE HEAD BLOCK			$108,927	26.46	7.45	11.80	1.55	0.00	232

Table 2-1
Hourly Equipment Ownership and Operating Expense

CAT	ID.NO.	MODEL	REGION 3 EQUIPMENT DESCRIPTION	ENGINE HORSEPOWER AND FUEL TYPE MAIN	ENGINE HORSEPOWER AND FUEL TYPE CARRIER	VALUE (TEV) 2015 ($)	TOTAL HOURLY RATES ($/HR) AVERAGE	TOTAL HOURLY RATES ($/HR) STANDBY	ADJUSTABLE ELEMENTS DEPR	ADJUSTABLE ELEMENTS FCCM	ADJUSTABLE ELEMENTS FUEL	CWT
P10			***AMERICAN PILEDRIVING EQUIPMENT, INC. (continued)***									
	P10AP005	10" X 54" PILE LEADS	PILE HAMMER ACCESSORIES, PILE LEADS, INCLUDES 5' STABBER, TWO 40' MID SECTIONS, 20' MID SECTION, 40' TOP TAPER, LIFTING BALE, 3 LINE HEAD BLOCK			$162,178	39.39	11.09	17.57	2.30	0.00	457
	P10AP006	MODEL 100 SPOTTER	PILE HAMMER ACCESSORIES, LEAD SPOTTER, 37.5' MAX LENGTH (ADD LEAD & CRANE)			$28,021	6.81	1.92	3.04	0.40	0.00	70
	P10AP007	MODEL 150 SPOTTER	PILE HAMMER ACCESSORIES, LEAD SPOTTER, 33' MAX LENGTH (ADD LEAD & CRANE)			$45,490	11.05	3.12	4.93	0.65	0.00	85
	INTERNATIONAL CONSTRUCTION EQUIPMENT,INC											
	P10IC010	SWING 8" X 26"	PILE HAMMER ACCESSORIES, PILE LEADS, SWING, 8" X 26" X 84'			$28,321	6.88	1.94	3.07	0.40	0.00	101
	P10IC012	SWING 8" X 32"	PILE HAMMER ACCESSORIES, PILE LEADS, SWING, 8" X 32" X 84'			$41,708	10.13	2.85	4.52	0.59	0.00	155
	P10IC011	FIXED 8" X 26"	PILE HAMMER ACCESSORIES, PILE LEADS, FIXED, 8" X 26" X 84' (INCLUDES BOOM POINT CONNECTOR AND MODEL 55 HYDRAULIC POWER UNIT)	51 HP D-off		$110,333	31.04	7.55	11.95	1.57	3.78	134
	P10IC013	FIXED 8" X 32"	PILE HAMMER ACCESSORIES, PILE LEADS, FIXED, 8" X 32" X 84' (INCLUDES BOOM POINT CONNECTOR AND MODEL 55 HYDRAULIC POWER UNIT)	51 HP D-off		$131,611	36.21	9.00	14.26	1.87	3.78	193

Table 2-1
Hourly Equipment Ownership and Operating Expense

CAT	REGION 3 ID.NO.	MODEL	EQUIPMENT DESCRIPTION	ENGINE HORSEPOWER AND FUEL TYPE MAIN	CARRIER	VALUE (TEV) 2015 ($)	TOTAL HOURLY RATES ($/HR) AVERAGE	STANDBY	ADJUSTABLE ELEMENTS DEPR	FCCM	FUEL	CWT
P25 PILE HAMMERS, SINGLE ACTING												
	SUBCATEGORY 0.10		**PILE HAMMERS, SINGLE ACTING - DIESEL**									
	BAUER-PILECO, INC.											
	P25DL001	D6-42	PILE HAMMER, SINGLE ACTING, DIESEL, 10,500 FT-LBS (ADD LEADS & CRANE)	21 HP D-off		$27,490	10.86	2.20	3.67	0.36	1.56	36
	P25DL003	D12-42	PILE HAMMER, SINGLE ACTING, DIESEL, 31,320 FT-LBS (ADD LEADS & CRANE)	54 HP D-off		$35,507	16.22	2.84	4.73	0.47	4.00	57
	P25DL004	D19-42	PILE HAMMER, SINGLE ACTING, DIESEL, 42,800 FT-LBS (ADD LEADS & CRANE)	68 HP D-off		$38,866	18.98	3.10	5.18	0.51	5.04	84
	P25DL005	D25-32	PILE HAMMER, SINGLE ACTING, DIESEL, 58,248 FT-LBS (ADD LEADS & CRANE)	105 HP D-off		$67,392	31.38	5.39	8.99	0.89	7.78	124
	P25DL006	D30-32	PILE HAMMER, SINGLE ACTING, DIESEL, 69,898 FT-LBS (ADD LEADS & CRANE)	119 HP D-off		$68,531	33.53	5.47	9.14	0.90	8.82	135
	P25DL008	D46-32	PILE HAMMER, SINGLE ACTING, DIESEL, 107,177 FT-LBS (ADD LEADS & CRANE)	196 HP D-off		$84,407	46.63	6.74	11.25	1.11	14.52	196
	P25DL009	D62-22	PILE HAMMER, SINGLE ACTING, DIESEL, 165,000 FT-LBS (ADD LEADS & CRANE)	249 HP D-off		$164,576	76.12	13.13	21.94	2.16	18.45	270
	P25DL010	D80-23	PILE HAMMER, SINGLE ACTING, DIESEL, 225,000 FT-LBS (ADD LEADS & CRANE)	290 HP D-off		$237,714	102.90	18.97	31.70	3.12	21.49	373
	P25DL011	D100-23	PILE HAMMER, SINGLE ACTING, DIESEL, 300,000 FT-LBS (ADD LEADS & CRANE)	362 HP D-off		$234,715	109.64	18.73	31.30	3.08	26.82	449

Table 2-1
Hourly Equipment Ownership and Operating Expense

CAT	REGION 3 ID.NO.	MODEL	EQUIPMENT DESCRIPTION	ENGINE HORSEPOWER AND FUEL TYPE MAIN	CARRIER	VALUE (TEV) 2015 ($)	TOTAL HOURLY RATES ($/HR) AVERAGE	STANDBY	ADJUSTABLE ELEMENTS DEPR	FCCM	FUEL	CWT
	MKT MANUFACTURING, INC.											
	P25MK002	D62-22	PILE HAMMER, SINGLE ACTING, DIESEL, 162,000 FT-LBS (ADD LEADS & CRANE)	171 HP D-off		$116,410	48.75	9.29	15.52	1.53	12.67	321
	P25MK004	D100-13	PILE HAMMER, SINGLE ACTING, DIESEL, 246,000 FT-LBS (ADD LEADS & CRANE)	256 HP D-off		$192,486	78.40	15.36	25.66	2.53	18.97	529
	P25MK001	D12-42	PILE HAMMER, SINGLE ACTING, DIESEL, 31,335 FT-LBS (ADD LEADS & CRANE)	39 HP D-off		$29,902	12.12	2.39	3.99	0.39	2.89	52
	P25MK003	D30-32	PILE HAMMER, SINGLE ACTING, DIESEL, 69,937 FT-LBS (ADD LEADS & CRANE)	85 HP D-off		$53,837	23.04	4.30	7.18	0.71	6.30	160
	SUBCATEGORY 0.20		**PILE HAMMERS, SINGLE ACTING - PNEUMATIC (STEAM/AIR)**									
	VULCAN HAMMER											
	P25VU002	306	PILE HAMMER, SINGLE ACTING, PNUEMATIC (STEAM/AIR), 18,000 FT-LBS (ADD 750 CFM COMPRESSOR, LEADS & CRANE)			$62,191	21.46	5.21	8.81	0.80	0.00	121
	P25VU003	505	PILE HAMMER, SINGLE ACTING, PNUEMATIC (STEAM/AIR), 25,000 FT-LBS (ADD 600 CFM COMPRESSOR, LEADS & CRANE)			$76,481	25.81	6.40	10.83	0.98	0.00	127
	P25VU004	506	PILE HAMMER, SINGLE ACTING, PNUEMATIC (STEAM/AIR), 32,500 FT-LBS (ADD 900 CFM COMPRESSOR, LEADS & CRANE)			$78,163	26.32	6.54	11.07	1.00	0.00	140
	P25VU005	508	PILE HAMMER, SINGLE ACTING, PNUEMATIC (STEAM/AIR), 40,000 FT-LBS (ADD 900 CFM COMPRESSOR, LEADS & CRANE)			$105,067	34.52	8.78	14.88	1.34	0.00	202

Table 2-1
Hourly Equipment Ownership and Operating Expense

CAT	ID.NO.	MODEL	REGION 3 EQUIPMENT DESCRIPTION	ENGINE HORSEPOWER AND FUEL TYPE MAIN	CARRIER	VALUE (TEV) 2015 ($)	TOTAL HOURLY RATES ($/HR) AVERAGE	STANDBY	ADJUSTABLE ELEMENTS DEPR	FCCM	FUEL	CWT
P25			*VULCAN HAMMER (continued)*									
	P25VU010	510	PILE HAMMER, SINGLE ACTING, PNUEMATIC (STEAM/AIR), 50,000 FT-LBS (ADD 1,050 CFM COMPRESSOR, LEADS & CRANE)			$107,981	33.86	9.03	15.30	1.38	0.00	222
	P25VU011	512	PILE HAMMER, SINGLE ACTING, PNUEMATIC (STEAM/AIR), 60,000 FT-LBS (ADD 1,200 CFM COMPRESSOR, LEADS & CRANE)			$108,798	34.33	9.10	15.41	1.39	0.00	242
P30	**PILE HAMMERS, DRIVER/ EXTRACTOR, VIBRATORY**											
	SUBCATEGORY 0.00		**PILE HAMMERS, DRIVER/ EXTRACTOR, VIBRATORY**									
	AMERICAN PILEDRIVING EQUIPMENT, INC.											
	P30AP001	MODEL 6	PILE HAMMER, DRIVER/EXTRACTOR, VIBRATORY, 4 TON DRIVE FORCE, 6 TON MAX PULL, INCLUDES MODEL 10 POWER UNIT (ADD CRANE)	10 HP D-off		$41,285	13.08	3.29	5.50	0.54	0.74	8
	P30AP002	MODEL 20	PILE HAMMER, DRIVER/EXTRACTOR, VIBRATORY, 35 TON DRIVE FORCE, 28 TON MAX PULL, INCLUDES MODEL 275 POWER UNIT (ADD CRANE)	275 HP D-off		$177,270	75.46	14.15	23.64	2.33	20.37	135
	P30AP003	MODEL 50	PILE HAMMER, DRIVER/EXTRACTOR, VIBRATORY, 50 TON DRIVE FORCE, 56 TON MAX PULL, INCLUDES MODEL 275 POWER UNIT (ADD CRANE)	275 HP D-off		$203,961	83.37	16.28	27.19	2.68	20.37	161
	P30AP004	MODEL 100	PILE HAMMER, DRIVER/EXTRACTOR, VIBRATORY, 85 TON DRIVE FORCE, 45 TON MAX PULL, INCLUDES MODEL 275 POWER UNIT (ADD CRANE)	275 HP D-off		$218,442	87.68	17.44	29.13	2.87	20.37	174

Table 2-1
Hourly Equipment Ownership and Operating Expense

CAT	ID.NO.	MODEL	REGION 3 EQUIPMENT DESCRIPTION	ENGINE HORSEPOWER AND FUEL TYPE MAIN	CARRIER	VALUE (TEV) 2015 ($)	TOTAL HOURLY RATES ($/HR) AVERAGE	STANDBY	ADJUSTABLE ELEMENTS DEPR	FCCM	FUEL	CWT
P30			***AMERICAN PILEDRIVING EQUIPMENT, INC. (continued)***									
	P30AP005	MODEL 150	PILE HAMMER, DRIVER/EXTRACTOR, VIBRATORY, 85 TON DRIVE FORCE, 108 TON MAX PULL, INCLUDES MODEL 375 POWER UNIT (ADD CRANE)	375 HP D-off		$317,752	125.45	25.36	42.37	4.17	27.78	210
	P30AP006	MODEL 400	PILE HAMMER, DRIVER/EXTRACTOR, VIBRATORY, 298 TON DRIVE FORCE, 234 TON MAX PULL, INCLUDES MODEL 1050 POWER UNIT (ADD CRANE)	1,050 HP D-off		$730,124	303.91	58.27	97.35	9.59	77.79	541
	P30AP007	MODEL 600	PILE HAMMER, DRIVER/EXTRACTOR, VIBRATORY, 445 TON DRIVE FORCE, 351 TON MAX PULL, INCLUDES MODEL 1200 POWER UNIT (ADD CRANE)	1,200 HP D-off		$1,014,281	400.71	80.94	135.24	13.32	88.91	715
	P30AP008	MODEL 15 EXCAVATOR	PILE HAMMER, EXCAVATOR MOUNTED, DRIVER/EXTRACTOR, VIBRATORY, 23 TON DRIVE FORCE (ADD EXCAVATOR)			$68,112	20.21	5.43	9.08	0.89	0.00	17
	P30AP009	MODEL 20 EXCAVATOR	PILE HAMMER, EXCAVATOR MOUNTED, DRIVER/EXTRACTOR, VIBRATORY, 35 TON DRIVE FORCE (ADD EXCAVATOR)			$75,137	22.31	6.00	10.02	0.99	0.00	26
	P30AP010	MODEL 50 EXCAVATOR	PILE HAMMER, EXCAVATOR MOUNTED, DRIVER/EXTRACTOR, VIBRATORY, 50 TON DRIVE FORCE (ADD EXCAVATOR)			$87,902	26.08	7.01	11.72	1.15	0.00	40
	P30AP011	MODEL 300	PILE HAMMER, DRIVER/EXTRACTOR, VIBRATORY, 160 TON DRIVE FORCE, 150 TON MAX PULL, INCLUDES MODEL 765 POWER UNIT (ADD CRANE)	765 HP D-off		$407,894	184.61	32.56	54.39	5.36	56.68	395

Table 2-1
Hourly Equipment Ownership and Operating Expense

CAT	REGION 3 ID.NO.	MODEL	EQUIPMENT DESCRIPTION	ENGINE HORSEPOWER AND FUEL TYPE MAIN	CARRIER	VALUE (TEV) 2015 ($)	TOTAL HOURLY RATES ($/HR) AVERAGE	STANDBY	ADJUSTABLE ELEMENTS DEPR	FCCM	FUEL	CWT
	INTERNATIONAL CONSTRUCTION EQUIPMENT,INC											
	P30IC001	22D	PILE HAMMER, VIBRATORY DRIVER/EXTRACTOR, 104 TON DRIVE FORCE, 100 TON MAX PULL, INCLUDES MODEL 350 HYDRAULIC POWER UNIT (ADD CRANE)	350 HP D-off		$221,047	94.67	17.64	29.47	2.90	25.93	105
	MKT MANUFACTURING, INC.											
	P30MK002	V2E W/ HP85	PILE HAMMER, DRIVER/EXTRACTOR, VIBRATORY, 25 TON FORCE DRIVE (ADD CRANE)	85 HP D-off		$86,780	32.82	6.93	11.57	1.14	6.30	56
	P30MK001	V5E W/ HP185	PILE HAMMER, DRIVER/EXTRACTOR, VIBRATORY, 53 TON FORCE DRIVE (ADD CRANE)	185 HP D-off		$146,850	58.96	11.72	19.58	1.93	13.71	128
	P30MK003	V22 W/ HP365	PILE HAMMER, DRIVER/EXTRACTOR, VIBRATORY, 100 TON FORCE DRIVE (ADD CRANE)	365 HP D-off		$219,549	95.47	17.52	29.27	2.88	27.04	206
	P30MK004	V52 W/ HP700	PILE HAMMER, DRIVER/EXTRACTOR, VIBRATORY, 201 TON FORCE DRIVE (ADD CRANE)	700 HP D-off		$369,549	167.82	29.49	49.27	4.85	51.86	340
P35 PIPELAYERS												
	SUBCATEGORY 0.00 PIPELAYERS											
	CATERPILLAR INC. (MACHINE DIVISION)											
	P35CA010	PL61	PIPELAYER, 18' BOOM, 40,000 LBS CAPACITY	125 HP D-off		$374,978	54.74	15.25	21.43	4.53	5.08	354
	P35CA011	PL83	PIPELAYER, 24' BOOM, 170,000 LBS CAPACITY	319 HP D-off		$957,638	139.76	38.93	54.72	11.57	12.96	859

Table 2-1
Hourly Equipment Ownership and Operating Expense

CAT	ID.NO.	MODEL	REGION 3 EQUIPMENT DESCRIPTION	ENGINE HORSEPOWER AND FUEL TYPE MAIN	CARRIER	VALUE (TEV) 2015 ($)	TOTAL HOURLY RATES ($/HR) AVERAGE	STANDBY	ADJUSTABLE ELEMENTS DEPR	FCCM	FUEL	CWT
P35			***CATERPILLAR INC. (MACHINE DIVISION) (continued)***									
	P35CA012	PL87	PIPELAYER, 28' BOOM, 216,000 LBS CAPACITY	323 HP D-off		$1,135,988	163.21	46.19	64.91	13.73	13.12	906
P40 PLATFORMS & MAN LIFTS												
	SUBCATEGORY 0.00		**PLATFORMS & MAN-LIFTS**									
	TEREX CORPORATION											
	P40TE018	Z-45/25RT - 4WD	MAN-LIFT, ARTICULATED BOOM, 52' WORKING HEIGHT, 500 LBS, 24' REACH, 4X4, SELF PROPELLED, 2.5' X 6' PLATFORM	48 HP D-off		$131,839	31.41	8.67	14.19	1.57	2.75	134
	P40TE019	S80X	MAN-LIFT, STRAIGHT BOOM, 86' WORKING HEIGHT, 500 LBS, 71.5' REACH, 4X4, SELF PROPELLED, 3' X 8' PLATFORM	58 HP D-off		$261,345	58.75	17.09	27.96	3.11	3.33	355
	P40TE020	Z-62/40 - 4WD W/ JIB	MAN-LIFT, ARTICULATED BOOM, 68' WORKING HEIGHT, 500 LBS, 41' REACH, 4X4, SELF PROPELLED, 3' X 8' PLATFROM	48 HP D-off		$196,703	44.47	12.69	20.69	2.34	2.75	219
	P40TE021	S60X	MAN-LIFT, STRAIGHT BOOM, 64' WORKING HEIGHT, 500 LBS, 51' REACH, 4X4, SELF PROPELLED, 3' X 8' PLATFORM	48 HP D-off		$190,808	43.22	12.28	20.02	2.27	2.75	208
	P40TE022	SX-105XC	MAN-LIFT, STRAIGHT BOOM, 111' HEIGHT, 660 LBS, 80' REACH, 4X4, SELF PROPELLED, 3' X 8' PLATFORM	74 HP D-off		$350,391	78.54	23.16	37.97	4.17	4.24	426
	P40TE023	S40	MAN-LIFT, STRAIGHT BOOM, 46' WORKING HEIGHT, 500 LBS, 32' REACH, 4X4, SELF PROPELLED, 3' X 8' PLATFORM	48 HP D-off		$122,875	28.96	8.31	13.69	1.46	2.75	124

Table 2-1
Hourly Equipment Ownership and Operating Expense

CAT	ID.NO.	MODEL	REGION 3 EQUIPMENT DESCRIPTION	ENGINE HORSEPOWER AND FUEL TYPE MAIN	CARRIER	VALUE (TEV) 2015 ($)	TOTAL HOURLY RATES ($/HR) AVERAGE	STANDBY	ADJUSTABLE ELEMENTS DEPR	FCCM	FUEL	CWT
P40			***TEREX CORPORATION (continued)***									
	P40TE024	S85	MAN-LIFT, STRAIGHT BOOM, 91' HEIGHT, 500 LBS, 76.5' REACH, 4X4, SELF PROPELLED, 3' X 8' PLATFORM	58 HP D-off		$272,568	61.12	17.86	29.22	3.25	3.33	380
	P40TE025	COMMANDER 4047	MAN-LIFT, LINE-TRUCK, W/ 12T LIFT CAPACITY BOOM, 47' MAX SHEAVE HEIGHT, 18" DIA AUGER, POLE GUIDES, MOUNTED ON FREIGHTLINER M2 4X2 56KGVW TRUCK CHASSIS	360 HP D-on		$191,116	67.82	12.87	21.17	2.28	24.88	220
	P40TE026	COMMANDER 6000	MAN-LIFT, LINE-TRUCK, W/ 13.5T LIFT CAPACITY BOOM, 60' MAX SHEAVE HEIGHT, 18" DIA AUGER, POLE GUIDES, MOUNTED ON FREIGHTLINER M2 6X6 56KGVW TRUCK CHASSIS	380 HP D-on		$250,251	81.81	16.76	27.55	2.98	26.27	310
	P40TE027	HR37M	MAN-LIFT, LINE-TRUCK, W/ 1,000 LB MATERIAL HANDLER, SINGLE MAN BUCKET W/ 42' MAX WORKING HEIGHT. MOUNTED ON FORD F550 4X4	300 HP D-on		$113,490	46.87	7.63	12.56	1.35	20.74	120
	P40TE028	LTM40	MAN-LIFT, LINE-TRUCK, W/ 800 LB MATERIAL HANDLER, SINGLE MAN BUCKET W/ 45' MAX WORKING HEIGHT. MOUNTED ON FORD F550 4X4	300 HP D-on		$133,456	51.09	9.00	14.81	1.59	20.74	130
	P40TE029	TM105	MAN-LIFT, LINE-TRUCK, W/ 1,500 LB MATERIAL HANDLER, SINGLE MAN BUCKET W/ 105' MAX WORKING HEIGHT. MOUNTED ON FREIGHTLINER M2 6X4 56KGVW TRUCK CHASSIS	360 HP D-on		$479,062	128.57	32.36	53.29	5.71	24.88	450
	P40TE030	XT55	MAN-LIFT, LINE-TRUCK, W/ 1,000 LB MATERIAL HANDLER, SINGLE MAN BUCKET W/ 60' MAX WORKING HEIGHT. MOUNTED ON FORD F750 4X2	270 HP D-on		$123,629	46.71	8.32	13.70	1.47	18.66	170

Table 2-1
Hourly Equipment Ownership and Operating Expense

CAT	ID.NO.	MODEL	REGION 3 EQUIPMENT DESCRIPTION	ENGINE HORSEPOWER AND FUEL TYPE MAIN	ENGINE HORSEPOWER AND FUEL TYPE CARRIER	VALUE (TEV) 2015 ($)	TOTAL HOURLY RATES ($/HR) AVERAGE	TOTAL HOURLY RATES ($/HR) STANDBY	ADJUSTABLE ELEMENTS DEPR	ADJUSTABLE ELEMENTS FCCM	ADJUSTABLE ELEMENTS FUEL	CWT
P40			***TEREX CORPORATION (continued)***									
	P40TE031	GS-3246	MAN-LIFT, SCISSOR, 38' (11.6 M) WORKING HEIGHT, 5,211 LB (2,364 KG), 24V DC BATTERIES, 4X2			$38,815	8.14	2.50	4.08	0.46	0.00	52
	P40TE032	GS-3232	MAN-LIFT, SCISSOR, 38' (11.6 M) WORKING HEIGHT, 5,185 LB (2,352 KG), 24V DC BATTERIES, 4X2			$44,993	9.45	2.93	4.78	0.54	0.00	52
	P40TE016	GRC-12	MAN-LIFT, TELESCOPIC MAST, 18' WORKING HEIGHT, 500 LBS, 24 VOLT DC, RECHARGEABLE BATTERIES, SELF PROPELLED, 2.5' X 4.5' PLATFORM	1 HP E		$22,651	4.90	1.55	2.55	0.27	0.05	21
	P40TE033	GS-2032	MAN-LIFT, SCISSOR, 26' (7.9 M) WORKING HEIGHT, 3,574 LB (1,621 KG), 24V DC BATTERIES, 4X2			$24,303	5.08	1.52	2.45	0.29	0.00	36
	P40TE034	GS-4069RT - T4F	MAN-LIFT, SCISSOR, ROUGH TERRAIN W/ OUTRIGGERS, 46' (14.02 M) WORKING HEIGHT, 11,110 LB (5,039 KG), 4X4	25 HP D-off		$101,990	23.04	6.63	10.82	1.22	1.42	111
	P40TE035	GS-5390RT - T4F	MAN-LIFT, SCISSOR, ROUGH TERRAIN W/ OUTRIGGERS, 59' (18.15 M) WORKING HEIGHT, 18,272 LB (9,190 KG), 4X4	48 HP D-off		$144,182	36.80	7.89	12.34	1.72	2.75	183
	P40TE036	ZX-135/70	MAN-LIFT, ARTICULATED BOOM, 141' WORKING HEIGHT, 600 LBS, 70' REACH, 4X4, SELF-PROPELLED, 2.5' X 6' PLATFORM	74 HP D-off		$456,076	100.85	30.36	49.86	5.43	4.24	465

Table 2-1
Hourly Equipment Ownership and Operating Expense

CAT	REGION 3 ID.NO.	MODEL	EQUIPMENT DESCRIPTION	ENGINE HORSEPOWER AND FUEL TYPE MAIN	CARRIER	VALUE (TEV) 2015 ($)	TOTAL HOURLY RATES ($/HR) AVERAGE	STANDBY	ADJUSTABLE ELEMENTS DEPR	FCCM	FUEL	CWT
P45 PUMPS, GROUT												
	SUBCATEGORY 0.00		**PUMPS, GROUT**									
	AIRPLACO EQUIPMENT CO., INC.											
	P45AF012	PUMP MASTER PG35	PUMP, GROUT/SHOTCRETE, HIGH PRESSURE DUAL CYLINDER GROUT PUMP, 10 CY/HR, 500 PSI, GROUT-MUD JACK-SHOTCRETE, CART MTD, (ADD 4" HOSE)	35 HP G		$32,884	16.18	2.15	3.49	0.40	7.65	14
	P45AF014	PG10	PUMP, GROUT, HYDRAULIC, MAX 4 CY/HR, 7 CF HOPPER, 0-400 PSI, MAX VERTICAL 50', MAX HORIZONTAL 150', SKID MTD (ADD 3" HOSES & HPU)			$4,766	1.11	0.32	0.51	0.06	0.00	4
	P45AF015	PG25E	PUMP, GROUT, ELECTRIC POWERED (230V/460V), MAX 6 CY/HR, 5CF HOPPER, 0-500 PSI, 50' MAX VERTICAL, 200' MAX HORIZONTAL, SKID WITH CASTORS (ADD 3" HOSES)	25 HP E		$25,347	9.14	1.66	2.69	0.31	2.30	11
	P45AF016	PG35	PUMP, GROUT GAS POWERED, MAX 10 CY/HR, 5 CF HOPPER, 0-500 PSI, 100' MAX VERTICAL, 300' MAX HORIZONTAL, SKID WITH CASTORS (ADD 4" HOSE)	35 HP G		$35,948	16.89	2.35	3.82	0.44	7.65	14
	P45AF017	PG35SE	PUMP, GROUT, ELECTRIC POWERED (220V/440V), MAX 10 CY/HR, 5CF HOPPER, 0-500 PSI, 100' MAX VERTICAL, 300' MAX HORIZONTAL, SKID MOUNTED (ADD 3" HOSE)	30 HP E		$40,942	13.40	2.68	4.35	0.50	2.76	22
	P45AF018	PC3	PUMP, GROUT/SHOTCRETE, 0-1300 PSI, MAX 7 CY/HR, 11 CF HOPPER, 3/4" MAX AGGREGATE, TRAILER MTD	46 HP D-off		$80,754	24.13	5.27	8.56	0.99	4.95	38

Table 2-1
Hourly Equipment Ownership and Operating Expense

CAT	ID.NO.	MODEL	REGION 3 EQUIPMENT DESCRIPTION	ENGINE HORSEPOWER AND FUEL TYPE MAIN	CARRIER	VALUE (TEV) 2015 ($)	TOTAL HOURLY RATES ($/HR) AVERAGE	STANDBY	ADJUSTABLE ELEMENTS DEPR	FCCM	FUEL	CWT
P45			***AIRPLACO EQUIPMENT CO., INC. (continued)***									
	P45AF003	HG-9	PUMP, GROUT, HAND PUMP, 15 CF/HR, 0-100 PSI, W/5 GAL HOPPER (ADD 1" HOSES)			$1,525	0.35	0.10	0.16	0.02	0.00	1
	P45AF010	PC3	PUMP, GROUT/SHOTCRETE, SELF CONTAINED W/ 10 CF MIXER, HIGH PRESSURE DUAL CYLINDER PUMP, S-TUBE, TRAILER MTD (ADD HOSE)	46 HP D-off		$72,829	22.30	4.76	7.71	0.90	4.95	38
	P45AF007	PG25	PUMP, GROUT, GAS POWERED, MAX 7 CY/HR, 7 CF HOPPER, 0-500 PSI, 50' MAX VERTICAL, 200' MAX HORIZONTAL, SKID WITH CASTORS (ADD 3" HOSE)	24 HP G		$17,410	9.77	1.14	1.85	0.21	5.13	9
	CHEMGROUT, INC.											
	P45CG001	CG-050	PUMP, GROUT, MINI, AIR, 40 CF/HR, 225 PSI, PORTABLE, SKID MTD (ADD 15 CFM - 100 PSI COMPRESSOR)			$3,840	0.94	0.26	0.41	0.05	0.00	1
	P45CG002	CG-550P	PUMP, GROUT, MIXER, AIR, 40 CF/HR, 225 PSI, SKID MTD (ADD 85 CFM - 100 PSI COMPRESSOR)			$7,859	1.93	0.52	0.84	0.10	0.00	3
	P45CG003	CG-500/2C6A	PUMP, GROUT, MIXER, AIR, 160 CF/HR, 160 PSI, SKID MTD, 15 GAL HOPPER & 2 - 70 GAL MIXING TANKS (ADD 250 CFM - 100 PSI COMPRESSOR)			$18,574	4.44	1.22	1.97	0.23	0.00	12
	P45CG007	CG575/3C6/DH37/AC	PUMP, GROUT, SPRAY, 64 CF/HR, 261 PSI, TRAILER MTD, 15 GAL HOPPER & 45 GAL MIXING TANK, W/AIR COMPRESSOR, POWER UNIT	37 HP D-off		$37,518	13.06	2.44	3.95	0.46	3.98	23

Table 2-1
Hourly Equipment Ownership and Operating Expense

CAT	REGION 3 ID.NO.	MODEL	EQUIPMENT DESCRIPTION	ENGINE HORSEPOWER AND FUEL TYPE MAIN	CARRIER	VALUE (TEV) 2015 ($)	TOTAL HOURLY RATES ($/HR) AVERAGE	STANDBY	ADJUSTABLE ELEMENTS DEPR	FCCM	FUEL	CWT
P45			***CHEMGROUT, INC. (continued)***									
	P45CG006	CG575/3C6/DH20	PUMP, GROUT, THICK MIX, 64 CF/HR, 261 PSI, TRAILER MTD, 15 GAL HOPPER & 45 GAL MIXING TANK, W/AIR COMPRESSOR, POWER UNIT	20 HP D-off		$28,902	9.06	1.88	3.04	0.36	2.15	23
	OLIN PUMP											
	P45OE002	5 45	PUMP, GROUT PUMP, 1,350 CF/HR, 750 PSI, 37 GAL HOPPER, TRAILER MTD, W/POWER UNIT	74 HP D-off		$49,173	20.15	3.20	5.20	0.60	7.96	42
	P45OE003	5 80	PUMP, GROUT PUMP, 2,160 CF/HR, 1100 PSI, 37 GAL HOPPER, TRAILER MTD, W/POWER UNIT	97 HP D-off		$59,450	25.26	3.88	6.29	0.73	10.43	48
	P45OE004	5 95	PUMP, GROUT PUMP, 2,565 CF/HR, 1100 PSI, 37 GAL HOPPER, TRAILER MTD, W/POWER UNIT	116 HP D-off		$68,181	29.55	4.45	7.22	0.84	12.48	56
	P45OE005	5 140CA	PUMP, GROUT PUMP, 3,780 CF/HR, 900 PSI, 37 GAL HOPPER, TRAILER MTD TANDEM, W/POWER UNIT	173 HP D-off		$108,174	45.57	7.05	11.44	1.33	18.61	100
	PUTZMEISTER INC.											
	P45PU001	MAGNUM	PUMP, GROUT, GROUT-MUD JACK-SHOTCRETE, HIGH PRESSURE DUAL CYLINDER GROUT PUMP, 135 CF/HR, 0 - 1,750 PSI, TRAILER MTD, W/7 CF HOPPER, 5 CF MIXER, 3" HOSE	46 HP D-off		$60,302	19.40	3.93	6.38	0.74	4.95	35

Table 2-1
Hourly Equipment Ownership and Operating Expense

CAT	ID.NO.	MODEL	REGION 3 EQUIPMENT DESCRIPTION	ENGINE HORSEPOWER AND FUEL TYPE MAIN	CARRIER	VALUE (TEV) 2015 ($)	TOTAL HOURLY RATES ($/HR) AVERAGE	STANDBY	ADJUSTABLE ELEMENTS DEPR	FCCM	FUEL	CWT
P50	**ENGINE DRIVE**											
	SUBCATEGORY 0.11		**ENGINE DRIVE**									
	WACKER CORPORATION											
	P50WC001	PT 2A	PUMP, WATER, CENTRIFUGAL, TRASH, ENGINE DRIVE, 2" DIA, 205 GPM @ 100' HEAD (ADD HOSES)	10 HP G		$1,691	2.67	0.11	0.17	0.02	2.06	1
	P50WC002	PT 3A	PUMP, WATER, CENTRIFUGAL, TRASH, ENGINE DRIVE, 3" DIA, 425 GPM @ 95' HEAD (ADD HOSES)	15 HP D-off		$1,827	2.15	0.11	0.18	0.02	1.54	2
	P50WC003	PTS 4V	PUMP, WATER, CENTRIFUGAL, TRASH, ENGINE DRIVE, 4" DIA, 705 GPM @ 106' HEAD (ADD HOSES)	16 HP D-off		$3,311	2.59	0.21	0.33	0.04	1.64	3
	P50WC004	PT6LT	PUMP, WATER, CENTRIFUGAL, TRASH, ENGINE DRIVE, 6" DIA, 1,300 GPM @ 100' HEAD ,TRAILER MTD (ADD HOSES)	33 HP D-off		$20,941	8.38	1.31	2.07	0.27	3.39	25
	NO SPECIFIC MANUFACTURER											
	P50XX001	6" DIESEL	PUMP, WATER, CENTRIFUGAL, TRASH, ENGINE DRIVE, 6" DIA, 1,600 GPM, LIQUID COOLED, TRAILER MTD (ADD HOSES)	74 HP D-off		$38,444	16.94	2.40	3.82	0.49	7.60	29
	P50XX002	8" DIESEL	PUMP, WATER, CENTRIFUGAL, TRASH, ENGINE DRIVE, 8" DIA, 2,700 GPM, LIQUID COOLED, TRAILER MTD (ADD HOSES)	66 HP D-off		$62,706	21.20	3.93	6.25	0.80	6.78	42
	P50XX003	4" DIESEL	PUMP, WATER, CENTRIFUGAL, TRASH, ENGINE DRIVE, 4" DIA, 526 GPM, AIR COOLED, SKID MTD (ADD HOSES)	10 HP D-off		$7,573	2.81	0.48	0.76	0.10	1.03	3

Table 2-1
Hourly Equipment Ownership and Operating Expense

CAT	REGION 3 ID.NO.	MODEL	EQUIPMENT DESCRIPTION	ENGINE HORSEPOWER AND FUEL TYPE MAIN	CARRIER	VALUE (TEV) 2015 ($)	TOTAL HOURLY RATES ($/HR) AVERAGE	STANDBY	ADJUSTABLE ELEMENTS DEPR	FCCM	FUEL	CWT
	SUBCATEGORY 0.31		**PUMPS, WATER, CENTRIFUGAL, TRASH - HOSES, PUMP, SUCTION & DISCHARGE**									
	GORMAN-RUPP COMPANY											
	P50GR001	C221-90	PUMP HOSE, SUCTION, 2" DIA X 20' WITH COUPLING (PER SECTION)			$123	0.07	0.02	0.03	0.00	0.00	1
	P50GR002	C356-90	PUMP HOSE, SUCTION, 3" DIA X 20' WITH COUPLING (PER SECTION)			$192	0.10	0.02	0.04	0.00	0.00	1
	P50GR003	C357-90	PUMP HOSE, SUCTION, 4" DIA X 20' WITH COUPLING (PER SECTION)			$356	0.20	0.04	0.08	0.00	0.00	1
	P50GR004	C354-90	PUMP HOSE, SUCTION, 6" DIA X 20' WITH COUPLING (PER SECTION)			$640	0.37	0.08	0.14	0.01	0.00	1
	P50GR005	C373-90	PUMP HOSE, DISCH, 2" DIA X 50' WITH COUPLING (PER SECTION)			$102	0.05	0.01	0.02	0.00	0.00	1
	P50GR006	C374-90	PUMP HOSE, DISCH, 3" DIA X 50' WITH COUPLING (PER SECTION)			$175	0.10	0.02	0.04	0.00	0.00	1
	P50GR007	C375-90	PUMP HOSE, DISCH, 4" DIA X 50' WITH COUPLING (PER SECTION)			$270	0.15	0.03	0.06	0.00	0.00	2
	P50GR008	C376-90	PUMP HOSE, DISCH, 6" DIA X 50' WITH COUPLING (PER SECTION)			$501	0.29	0.07	0.11	0.01	0.00	3
P55	**PUMPS, WATER, SUBMERSIBLE**											
	SUBCATEGORY 0.01		**ENGINE DRIVE**									
	GRIFFIN DEWATERING CORP.											
	P55GF001	04MH & 250HPND	PUMP, WATER, SUBMERSIBLE, 4" DIA, 455 GPM MAX FLOW, 59' MAX HEAD (INCLUDES TRAILER MTD POWER UNIT MODEL 250)(ADD HOSES)	21 HP D-off		$29,015	8.92	1.80	2.85	0.37	2.16	19

Table 2-1
Hourly Equipment Ownership and Operating Expense

CAT	ID.NO.	MODEL	REGION 3 EQUIPMENT DESCRIPTION	ENGINE HORSEPOWER AND FUEL TYPE MAIN	ENGINE HORSEPOWER AND FUEL TYPE CARRIER	VALUE (TEV) 2015 ($)	TOTAL HOURLY RATES ($/HR) AVERAGE	TOTAL HOURLY RATES ($/HR) STANDBY	ADJUSTABLE ELEMENTS DEPR	ADJUSTABLE ELEMENTS FCCM	ADJUSTABLE ELEMENTS FUEL	CWT
P55			***GRIFFIN DEWATERING CORP. (continued)***									
	P55GF002	06T & 250HPND	PUMP, WATER, SUBMERSIBLE, 6" DIA, 990 GPM MAX FLOW, 72' MAX HEAD (INCLUDES TRAILER MTD HPU MODEL 250HPND)(ADD HOSES)	21 HP D-off		$31,174	9.41	1.94	3.07	0.40	2.16	31
	SUBCATEGORY 0.02		**ELECTRIC DRIVE**									
	GORMAN-RUPP COMPANY											
	P55GR001	S2A1	PUMP, WATER, SUBMERSIBLE, ELECTRIC, 2" DIA, 138 GPM @ 20' HEAD (ADD HOSES), 115V 1-PHASE	2 HP E		$5,337	1.24	0.36	0.57	0.07	0.17	2
	P55GR002	S3A1	PUMP, WATER, SUBMERSIBLE, ELECTRIC, 3" DIA, 278 GPM @ 20' HEAD (ADD HOSES), 230V 1-PHASE	5 HP E		$5,984	1.74	0.39	0.64	0.07	0.44	3
	P55GR003	S4A1	PUMP, WATER, SUBMERSIBLE, ELECTRIC, 4" DIA, 860 GPM @ 40' HEAD (ADD HOSES), 460V 3-PHASE	25 HP E		$15,443	5.98	1.01	1.64	0.19	2.18	7
	P55GR004	S6A1-E60 460/3	PUMP, WATER, SUBMERSIBLE, ELECTRIC, 6" DIA, 1,950 GPM @ 40' HEAD (ADD HOSES)	60 HP E		$22,782	11.70	1.49	2.42	0.28	5.24	11
	WACKER CORPORATION											
	P55WC001	PS2 500	PUMP, WATER, SUBMERSIBLE, ELECTRIC, 2" DIA, 66 GPM @ 39' HEAD (ADD HOSES)	1 HP E		$416	0.21	0.03	0.04	0.01	0.09	1
	P55WC002	PS2 800	PUMP, WATER, SUBMERSIBLE, ELECTRIC, 2" DIA, 82 GPM @ 59' HEAD (ADD HOSES)	1 HP E		$646	0.25	0.05	0.07	0.01	0.09	1

Table 2-1
Hourly Equipment Ownership and Operating Expense

CAT	REGION 3 ID.NO.	MODEL	EQUIPMENT DESCRIPTION	ENGINE HORSEPOWER AND FUEL TYPE MAIN	CARRIER	VALUE (TEV) 2015 ($)	TOTAL HOURLY RATES ($/HR) AVERAGE	STANDBY	ADJUSTABLE ELEMENTS DEPR	FCCM	FUEL	CWT
P60	**PUMPS, WATER, CENTRIFUGAL, DEWATERING**											
	SUBCATEGORY 0.11		**SKID MOUNTED, ENGINE DRIVE**									
	RIVERSIDE PUMP MANUFACTURING											
	P60HO004	TP2B	PUMP, WATER, CENTRIFUGAL, TRASH, SKID MTD, ENGINE DRIVE, 2" DIA, 173 GPM (ADD HOSES)	7 HP G		$1,176	1.75	0.07	0.12	0.01	1.34	1
	P60HO005	TP4V	PUMP, WATER, CENTRIFUGAL, TRASH, SKID MTD, ENGINE DRIVE, 3" DIA, 662 GPM (ADD HOSES)	16 HP G		$3,874	4.52	0.25	0.39	0.05	3.29	1
	P60HO002	S2B	PUMP, WATER, CENTRIFUGAL, DEWATERING, SKID MOUNTED, ENGINE DRIVE, 2" DIA, 150 GPM (ADD HOSES)	4 HP G		$963	1.02	0.06	0.10	0.01	0.72	1
	P60HO003	TP3B	PUMP, WATER, CENTRIFUGAL, TRASH, SKID MOUNTED, ENGINE DRIVE, 3" DIA, 328 GPM (ADD HOSES)	8 HP G		$1,758	2.23	0.11	0.18	0.02	1.65	1
	WACKER CORPORATION											
	P60WC001	PG 2A	PUMP, WATER, CENTRIFUGAL, DEWATERING, SKID MOUNTED, ENGINE DRIVE, 2" DIA, 159 GPM @ 98' HEAD (ADD HOSES)	4 HP G		$629	1.05	0.04	0.06	0.01	0.82	1
	P60WC002	PG 3A	PUMP, WATER, CENTRIFUGAL, DEWATERING, SKID MOUNTED, ENGINE DRIVE, 3" DIA, 264 GPM @ 98' HEAD (ADD HOSES)	6 HP G		$717	1.53	0.05	0.07	0.01	1.23	1

Table 2-1
Hourly Equipment Ownership and Operating Expense

CAT	REGION 3 ID.NO.	MODEL	EQUIPMENT DESCRIPTION	ENGINE HORSEPOWER AND FUEL TYPE MAIN	CARRIER	VALUE (TEV) 2015 ($)	TOTAL HOURLY RATES ($/HR) AVERAGE	STANDBY	ADJUSTABLE ELEMENTS DEPR	FCCM	FUEL	CWT
	SUBCATEGORY 0.21		**WHEEL MOUNTED, ENGINE DRIVE**									
	GRIFFIN DEWATERING CORP.											
	P60GF003	04MHL & 400HPND	PUMP, WATER, SUBMERSIBLE, 4" DIA, 900 GPM MAX FLOW, 112' MAX HEAD (INCLUDES TRAILER MTD HPU MODEL 400HPND)(ADD HOSES)	72 HP D-off		$40,418	17.12	2.51	3.99	0.51	7.40	19
	P60GF008	08T & 400HPND	PUMP, WATER, SUBMERSIBLE, 8" DIA, 1490 GPM MAX FLOW, 80' MAX HEAD (INCLUDES TRAILER MTD HPU MODEL 400HPND)(ADD HOSES)	72 HP D-off		$42,356	17.55	2.64	4.19	0.54	7.40	31
	P60GF004	06MH & 400HPND	PUMP, WATER, SUBMERSIBLE, 6" DIA, 1500 GPM MAX FLOW, 80' MAX HEAD (INCLUDES TRAILER MTD HPU MODEL 400HPND)(ADD HOSES)	72 HP D-off		$41,767	17.42	2.60	4.13	0.53	7.40	31
	P60GF005	06MHL & 825 HPND	PUMP, WATER, SUBMERSIBLE, 6" DIA, 1800 GPM MAX FLOW, 119' MAX HEAD (INCLUDES TRAILER MTD HPU MODEL 600HPND)(ADD HOSES)	113 HP D-off		$57,076	25.50	3.55	5.66	0.72	11.61	39
	P60GF006	12T & 825HPND	PUMP, WATER, SUBMERSIBLE, 12" DIA, 5000 GPM MAX FLOW, 55' MAX HEAD (INCLUDES TRAILER MTD HPU MODEL 825HPND)(ADD HOSES)	140 HP D-off		$60,682	29.46	3.78	6.02	0.77	14.39	39
	GORMAN-RUPP COMPANY											
	P60GR001	14C2-F3L	PUMP, WATER, CENTRIFUGAL, DEWATERING, WHEEL, 4" DIA, 600 GPM @ 80' HEAD (ADD HOSES)	47 HP D-off		$27,760	11.48	1.72	2.74	0.35	4.83	20
	P60GR002	16C2-F4L	PUMP, WATER, CENTRIFUGAL, DEWATERING, WHEEL, 6" DIA, 1,825 GPM @ 40' HEAD (ADD HOSES)	73 HP G		$34,640	24.28	2.16	3.43	0.44	15.02	26

Table 2-1
Hourly Equipment Ownership and Operating Expense

CAT	REGION 3 ID.NO.	MODEL	EQUIPMENT DESCRIPTION	ENGINE HORSEPOWER AND FUEL TYPE MAIN	CARRIER	VALUE (TEV) 2015 ($)	TOTAL HOURLY RATES ($/HR) AVERAGE	STANDBY	ADJUSTABLE ELEMENTS DEPR	FCCM	FUEL	CWT
P65 PUMPS, WATER, DIAPHRAGM												
	SUBCATEGORY 0.11		**SKID MOUNTED, ENGINE DRIVE**									
	RIVERSIDE PUMP MANUFACTURING											
	P65HO001	DP2B	PUMP, WATER, DIAPHRAGM, SKID MTD, 2" DIA, 33 GPM (ADD HOSES)	4 HP G		$1,599	1.15	0.10	0.16	0.02	0.72	1
	P65HO002	DP3B	PUMP, WATER, DIAPHRAGM, SKID MTD, 3" DIA, 80 GPM (ADD HOSES)	4 HP G		$1,717	1.17	0.11	0.17	0.02	0.72	2
	SUBCATEGORY 0.21		**WHEEL MOUNTED, ENGINE DRIVE**									
	GORMAN-RUPP COMPANY											
	P65GR002	3D-B	PUMP, WATER, DIAPHRAGM, WHEEL, 3" DIA, 560 GPM @ 25' HEAD (ADD HOSES)	2 HP G		$5,541	1.51	0.30	0.46	0.07	0.31	2
	P65GR003	4D-B	PUMP, WATER, DIAPHRAGM, WHEEL, 4" DIA, 74 GPM @ 25' HEAD (ADD HOSES)	3 HP G		$10,654	2.91	0.62	0.96	0.14	0.62	4
	WACKER CORPORATION											
	P65WC001	PDT 2A	PUMP, WATER, DIAPHRAGM, WHEEL, 2" DIA, 50 GPM @ 25' HEAD (ADD HOSES)	4 HP G		$1,811	1.28	0.11	0.18	0.02	0.82	1
	P65WC002	PDT 3A	PUMP, WATER, DIAPHRAGM, WHEEL, 3" DIA, 88 GPM @ 25' HEAD (ADD HOSES)	4 HP G		$1,932	1.30	0.12	0.19	0.02	0.82	2

Table 2-1
Hourly Equipment Ownership and Operating Expense

CAT	ID.NO.	MODEL	REGION 3 EQUIPMENT DESCRIPTION	ENGINE HORSEPOWER AND FUEL TYPE MAIN	CARRIER	VALUE (TEV) 2015 ($)	TOTAL HOURLY RATES ($/HR) AVERAGE	STANDBY	ADJUSTABLE ELEMENTS DEPR	FCCM	FUEL	CWT
P70 PUMPS, WATER (For core drills)												
	SUBCATEGORY 0.01		**PUMPS, WATER (For core drills) - ENGINE DRIVE**									
	NO SPECIFIC MANUFACTURER											
	P70XX001	75-7.6	PUMP, WATER, FOR CORE DRILLS, 7.6 GPM, 75 PSI, MANUAL, SKID (ADD HOSES)	2 HP G		$4,232	1.30	0.26	0.40	0.06	0.41	1
R10 RIPPERS & HYDRAULIC BANK SLOPERS (Add cost for point wear)												
	SUBCATEGORY 0.00		**RIPPERS & HYDRAULIC BANK SLOPERS (Add cost for point wear)**									
	CATERPILLAR INC. (MACHINE DIVISION)											
	R10CA006	D5 RIPPER SHANK	RIPPER, SHANK, EACH (ADD D-5 TRACTOR DOZER & RIPPER & COST FOR POINT WEAR)			$1,174	0.25	0.07	0.12	0.01	0.00	3
	R10CA022	D6 RIPPER SHANK	RIPPER SHANK, EACH (ADD D6 TRACTOR DOZER & RIPPER & COST FOR POINT WEAR)			$1,405	0.30	0.09	0.14	0.02	0.00	5
	R10CA010	D7 RIPPER SHANK	RIPPER, SHANK, EACH (ADD D-7 TRACTOR DOZER & RIPPER & COST FOR POINT WEAR)			$2,397	0.51	0.15	0.24	0.03	0.00	4
	R10CA013	D8T RIPPER SHANK	RIPPER, SHANK, EACH (ADD D-8 TRACTOR DOZER & RIPPER & COST FOR POINT WEAR)			$5,432	1.16	0.34	0.54	0.07	0.00	7
	R10CA016	D9 RIPPER SHANK	RIPPER, SHANK, EACH (ADD D-9 TRACTOR DOZER & RIPPER & COST FOR POINT WEAR)			$7,276	1.56	0.46	0.73	0.09	0.00	8
	R10CA019	D10 RIPPER SHANK	RIPPER, SHANK, EACH (ADD D-10 TRACTOR DOZER & RIPPER & COST FOR POINT WEAR)			$5,564	1.43	0.35	0.56	0.07	0.00	18

Table 2-1
Hourly Equipment Ownership and Operating Expense

CAT	ID.NO.	MODEL	REGION 3 EQUIPMENT DESCRIPTION	ENGINE HORSEPOWER AND FUEL TYPE MAIN	CARRIER	VALUE (TEV) 2015 ($)	TOTAL HOURLY RATES ($/HR) AVERAGE	STANDBY	ADJUSTABLE ELEMENTS DEPR	FCCM	FUEL	CWT
R10			***CATERPILLAR INC. (MACHINE DIVISION) (continued)***									
	R10CA001	D-3 RIPPER	RIPPER, 3-SHANKS & BEAM, HYDRAULIC (ADD D-3 TRACTOR DOZER & COST FOR POINT WEAR)			$12,193	2.69	0.76	1.22	0.15	0.00	14
	R10CA003	D4K2 RIPPER	RIPPER, 3-SHANKS & BEAM, HYDRAULIC (ADD D-4 TRACTOR DOZER & COST FOR POINT WEAR)			$12,193	2.69	0.76	1.22	0.15	0.00	14
	R10CA005	D-5C RIPPER	RIPPER, 3-SHANKS & BEAM, HYDRAULIC (ADD D-5 TRACTOR DOZER & COST FOR POINT WEAR)			$12,193	2.69	0.76	1.22	0.15	0.00	14
	R10CA007	D6T RIPPER	RIPPER, 6-SHANKS & BEAM, HYDRAULIC (ADD D-6T TRACTOR DOZER & COST FOR POINT WEAR)			$33,604	7.28	2.11	3.36	0.43	0.00	16
	R10CA009	D7 RIPPER	RIPPER, 3-SHANKS & BEAM, HYDRAULIC (ADD D-7 TRACTOR DOZER & COST FOR POINT WEAR)			$66,933	14.41	4.20	6.69	0.85	0.00	77
	R10CA011	D8T RIPPER	RIPPER, 1-SHANK & BEAM, HYDRAULIC (ADD D-8T TRACTOR DOZER & RIPPER & COST FOR POINT WEAR)			$60,184	12.98	3.77	6.02	0.76	0.00	91
	R10CA012	D8T RIPPER	RIPPER, 3-SHANKS & BEAM, HYDRAULIC (ADD D-8T TRACTOR DOZER & COST FOR POINT WEAR)			$63,824	13.76	4.00	6.38	0.81	0.00	102
	R10CA014	D9 RIPPER 1 SHANK	RIPPER, 1-SHANK & BEAM, HYDRAULIC (ADD D-9 TRACTOR DOZER & COST FOR POINT WEAR)			$93,726	20.22	5.88	9.37	1.19	0.00	102
	R10CA015	D9 RIPPER 3 SHANK	RIPPER, 3-SHANKS & BEAM, HYDRAULIC (ADD D-9 TRACTOR DOZER & COST FOR POINT WEAR)			$96,998	20.92	6.08	9.70	1.23	0.00	91

Table 2-1
Hourly Equipment Ownership and Operating Expense

CAT	ID.NO.	MODEL	REGION 3 EQUIPMENT DESCRIPTION	ENGINE HORSEPOWER AND FUEL TYPE MAIN	CARRIER	VALUE (TEV) 2015 ($)	TOTAL HOURLY RATES ($/HR) AVERAGE	STANDBY	ADJUSTABLE ELEMENTS DEPR	FCCM	FUEL	CWT
R10			***CATERPILLAR INC. (MACHINE DIVISION) (continued)***									
	R10CA017	D10 RIPPER 1 SHANK	RIPPER, 1-SHANK & BEAM, HYDRAULIC (ADD D-10 TRACTOR DOZER & COST FOR POINT WEAR)			$139,105	29.98	8.72	13.91	1.76	0.00	161
	R10CA018	D10 RIPPER 3 SHANKS	RIPPER, 3-SHANKS & BEAM, HYDRAULIC (ADD D-10 TRACTOR DOZER & COST FOR POINT WEAR)			$147,382	31.77	9.24	14.74	1.87	0.00	179
	R10CA020	D11 RIPPER 1 SHANK	RIPPER, 1-SHANK & BEAM, HYDRAULIC (ADD D-11 TRACTOR DOZER & COST FOR POINT WEAR)			$179,486	38.66	11.26	17.95	2.28	0.00	72
	R10CA021	D11 3 SHANK RIPPER	RIPPER, 3-SHANKS & BEAM, HYDRAULIC (ADD D-11 TRACTOR DOZER & COST FOR POINT WEAR)			$164,777	35.52	10.33	16.48	2.09	0.00	103
R15	**ROLLERS, STATIC, TOWED, PNEUMATIC**											
	SUBCATEGORY 0.00		**ROLLERS, STATIC, TOWED, PNEUMATIC**									
	WRT EQUIPMENT											
	R15WV001	PT-13	ROLLER, STATIC, TOWED, PNEUMATIC, 5.9 TON, 10.5' WIDE, 4 TIRE (ADD TOWING UNIT)			$12,835	2.08	0.60	0.88	0.16	0.00	43
	R15WV002	PT-15	ROLLER, STATIC, TOWED, PNEUMATIC, 6.7 TON, 10.5' WIDE, 4 TIRE (ADD TOWING UNIT)			$14,587	2.35	0.69	1.02	0.18	0.00	47

Table 2-1
Hourly Equipment Ownership and Operating Expense

CAT	REGION 3 ID.NO.	MODEL	EQUIPMENT DESCRIPTION	ENGINE HORSEPOWER AND FUEL TYPE MAIN	CARRIER	VALUE (TEV) 2015 ($)	TOTAL HOURLY RATES ($/HR) AVERAGE	STANDBY	ADJUSTABLE ELEMENTS DEPR	FCCM	FUEL	CWT
R20 ROLLERS, STATIC, TOWED, STEEL DRUM												
	SUBCATEGORY 0.00		**ROLLERS, STATIC, TOWED, STEEL DRUM**									
	HOLMES											
	R20HJ001	60X60	ROLLER, STATIC, TOWED, 2 STEEL DRUMS, 9-15 TON, 60" WIDE X 60" DIA, SHEEPSFOOT (ADD TOWING UNIT)			$42,876	7.42	2.25	3.43	0.53	0.00	184
	R20HJ002	48X48	ROLLER, STATIC, TOWED, 2 STEEL DRUMS, 3.5-6 TON, 48" WIDE X 48" DIA, SHEEPSFOOT (ADD TOWING UNIT)			$21,877	3.91	1.15	1.75	0.27	0.00	68
R30 ROLLERS, STATIC, SELF-PROPELLED												
	SUBCATEGORY 0.01		**PNEUMATIC**									
	BOMAG											
	R30BO004	BW11RH-5	ROLLER, STATIC, SELF-PROPELLED, PNEUMATIC, 12 TON, 68" WIDE, 9 TIRE, ASPHALT COMPACTOR	74 HP D-off		$127,885	33.51	7.89	12.63	1.57	6.72	119
	R30BO003	BW27RH-4I	ROLLER, STATIC, SELF-PROPELLED, PNEUMATIC, 30.00 TON, 80.4" WIDE, 8 TIRE, ASPHALT COMPACTOR	170 HP D-off		$192,197	55.81	12.15	19.57	2.36	15.44	194
	CATERPILLAR INC. (MACHINE DIVISION)											
	R30CA001	CW14	ROLLER, STATIC, SELF-PROPELLED, PNEUMATIC, 14.3 TON, 68" WIDE, 9 TIRE, ASPHALT COMPACTOR	101 HP D-off		$108,023	31.71	7.02	11.38	1.33	9.13	108
	R30CA002	CW34	ROLLER, STATIC, SELF-PROPELLED, PNEUMATIC, 17.6 TON, 82" WIDE, 9 TIRE, ASPHALT COMPACTOR	133 HP D-off		$246,810	62.73	16.09	26.12	3.03	12.08	221

Table 2-1
Hourly Equipment Ownership and Operating Expense

CAT	ID.NO.	MODEL	REGION 3 EQUIPMENT DESCRIPTION	ENGINE HORSEPOWER AND FUEL TYPE MAIN	CARRIER	VALUE (TEV) 2015 ($)	TOTAL HOURLY RATES ($/HR) AVERAGE	STANDBY	ADJUSTABLE ELEMENTS DEPR	FCCM	FUEL	CWT
R30			***CATERPILLAR INC. (MACHINE DIVISION) (continued)***									
	R30CA004	CW16	ROLLER, STATIC, SELF-PROPELLED, PNEUMATIC, 16.5 TON, 68" WIDE, 9 TIRE, ASPHALT COMPACTOR	101 HP D-off		$118,331	33.83	7.61	12.31	1.45	9.13	189
	LEE-BOY											
	R30LD001	420B	ROLLER, STATIC, SELF-PROPELLED, PNEUMATIC, 2.7 TON, 64" WIDE, 9 TIRE, ASPHALT COMPACTOR	25 HP D-off		$55,613	13.74	3.51	5.65	0.68	2.25	45
	ROSCO, A LeeBoy COMPANY											
	R30RS003	TRU-PAC 915 B	ROLLER, STATIC, SELF-PROPELLED, PNEUMATIC, 6-15 TON, 68" WIDE, 9 TIRES, ASPHALT/SOIL COMPACTOR	85 HP D-off		$107,290	30.16	6.81	10.98	1.32	7.72	135
	SUBCATEGORY 0.02		**SMOOTH DRUM**									
	BOMAG											
	R30BO005	BW100SL-5	ROLLER, STATIC, SELF-PROPELLED, SMOOTH DRUM, DOUBLE DRUM, 2.6 TON, 39.4" WIDE ASPHALT COMPACTOR	25 HP D-off		$44,395	10.11	2.42	3.77	0.53	2.27	52
	ATLAS COPCO WAGNER											
	R30WG001	CS1400	ROLLER, STATIC, SELF-PROPELLED, SMOOTH DRUM, 3 DRUMS, 14.5 TON, 83" WIDE, 3X2, ASPHALT COMPACTOR	74 HP D-off		$189,035	39.83	10.31	16.07	2.27	6.72	291

Table 2-1
Hourly Equipment Ownership and Operating Expense

CAT	REGION 3 ID.NO.	MODEL	EQUIPMENT DESCRIPTION	ENGINE HORSEPOWER AND FUEL TYPE MAIN	CARRIER	VALUE (TEV) 2015 ($)	TOTAL HOURLY RATES ($/HR) AVERAGE	STANDBY	ADJUSTABLE ELEMENTS DEPR	FCCM	FUEL	CWT
	SUBCATEGORY 0.03		**TAMPING FOOT, LANDFILL & SOIL COMPACTORS**									
	BOMAG											
	R30BO009	BC672RB-4	ROLLER, STATIC, SELF-PROPELLED, LANDFILL/SOIL COMPACTOR, SHEEPSFOOT, 4X4, 35 TON, 65.4" DIA, 18.6' WIDTH PER 2-PASS, W/BLADE	456 HP D-off		$590,182	128.57	26.89	39.35	7.21	41.41	719
	R30BO008	BC772RB-4	ROLLER, STATIC, SELF-PROPELLED, LANDFILL/SOIL COMPACTOR, SHEEPSFOOT, 4X4, 40 TON, 65.4" DIA, 18.6' WIDTH PER 2-PASS, W/BLADE	456 HP D-off		$657,265	138.04	29.94	43.82	8.03	41.41	816
	CATERPILLAR INC. (MACHINE DIVISION)											
	R30CA003	815F2	ROLLER, STATIC, SELF-PROPELLED, LANDFILL/SOIL COMPACTOR, SHEEPSFOOT, 4X4, 23 TON, 56" DIA, 14.25' WIDTH PER 2-PASS, W/BLADE	232 HP D-off		$565,454	102.88	25.76	37.70	6.91	21.07	449
	R30CA012	816F2	ROLLER, STATIC, SELF-PROPELLED, LANDFILL/SOIL COMPACTOR, TAMPING FOOT, CHOPPER, 4X4, 25.0 TON, 14.75' WIDTH PER 2-PASS, W/BLADE	232 HP D-off		$564,192	102.69	25.70	37.61	6.89	21.07	524
	R30CA006	825K	ROLLER, STATIC, SELF-PROPELLED, LANDFILL/SOIL COMPACTOR, SHEEPSFOOT, 4X4, 35 TON, 51" DIA, 16.00' WIDTH PER 2-PASS, W/BLADE	435 HP D-off		$901,739	170.51	41.07	60.12	11.01	39.51	783
	R30CA013	826K	ROLLER, STATIC, SELF-PROPELLED, LANDFILL/SOIL COMPACTOR, TAMPING FOOT, CHOPPER, 4X4, 42.6 TON, 12.5' WIDTH PER 2-PASS, W/BLADE	435 HP D-off		$950,769	177.43	43.30	63.38	11.61	39.51	852

Table 2-1
Hourly Equipment Ownership and Operating Expense

CAT	ID.NO.	MODEL	REGION 3 EQUIPMENT DESCRIPTION	ENGINE HORSEPOWER AND FUEL TYPE MAIN	CARRIER	VALUE (TEV) 2015 ($)	TOTAL HOURLY RATES ($/HR) AVERAGE	STANDBY	ADJUSTABLE ELEMENTS DEPR	FCCM	FUEL	CWT
R40 ROLLERS, VIBRATORY, TOWED												
	SUBCATEGORY 0.00		**ROLLERS, VIBRATORY, TOWED**									
	BOMAG											
	R40BO001	BW6	ROLLER, VIBRATORY, TOWED, SINGLE DRUM, SMOOTH, 13,000 LB OPER. WT., 26,550 LB (13.3 TONS) CENTRIFUGAL FORCE, 67" WIDE (ADD 180 HP TOWING UNIT)	50 HP D-off		$77,946	21.84	4.89	7.79	0.99	5.14	128
	R40BO002	BW6S	ROLLER, VIBRATORY, TOWED, SINGLE DRUM, SHEEPSFOOT, 15,000 LB OPER. WT., 26,550 LB (13.3 TONS) CENTRIFUGAL FORCE, 67" WIDE (ADD 180 HP TOWING UNIT)	50 HP D-off		$84,399	23.17	5.29	8.44	1.07	5.14	148
R45 ROLLERS, VIBRATORY, SELF-PROPELLED, DOUBLE DRUM												
	SUBCATEGORY 0.00		**ROLLERS, VIBRATORY, SELF-PROPELLED, DOUBLE DRUM**									
	BOMAG											
	R45BO004	BW120AD-5	ROLLER, VIBRATORY, SELF-PROPELLED, DOUBLE DRUM, SMOOTH, 2.9 TON, 47.2" WIDE, 2X1, ASPHALT COMPACTOR	33 HP D-off		$66,875	19.95	4.20	6.69	0.85	3.39	57
	R45BO005	BW138AD-5	ROLLER, VIBRATORY, SELF-PROPELLED, DOUBLE DRUM, SMOOTH, 5.2 TON, 54.3" WIDE, 2X1, ASPHALT COMPACTOR	45 HP D-off		$76,843	23.72	4.81	7.68	0.97	4.62	94
	R45BO006	BW151AD-5	ROLLER, VIBRATORY, SELF-PROPELLED, DOUBLE DRUM, SMOOTH, 10.2 TON, 66.1" WIDE, 2X1, ASPHALT COMPACTOR	75 HP D-off		$178,376	51.71	11.18	17.84	2.26	7.71	168

Table 2-1
Hourly Equipment Ownership and Operating Expense

CAT	REGION 3 ID.NO.	MODEL	EQUIPMENT DESCRIPTION	ENGINE HORSEPOWER AND FUEL TYPE MAIN	CARRIER	VALUE (TEV) 2015 ($)	TOTAL HOURLY RATES ($/HR) AVERAGE	STANDBY	ADJUSTABLE ELEMENTS DEPR	FCCM	FUEL	CWT
R45			***BOMAG (continued)***									
	R45BO007	BW161AD-5	ROLLER, VIBRATORY, SELF-PROPELLED, DOUBLE DRUM, SMOOTH, 11.0 TON, 66.1" WIDE, 2X1, ASPHALT COMPACTOR	114 HP D-off		$195,211	60.27	12.24	19.52	2.48	11.72	221
	R45BO008	BW190AD-5	ROLLER, VIBRATORY, SELF-PROPELLED, DOUBLE DRUM, SMOOTH, 13.3 TON, 78.3" WIDE, 2X1, ASPHALT COMPACTOR	114 HP D-off		$188,089	58.56	11.80	18.81	2.39	11.72	266
	CATERPILLAR INC. (MACHINE DIVISION)											
	R45CA016	CB22B	ROLLER, VIBRATORY, SELF-PROPELLED, DOUBLE DRUM, SMOOTH, 3 TON, 39" WIDE, 2X1, ASPHALT COMPACTOR	36 HP D-off		$46,021	15.26	2.88	4.60	0.58	3.70	111
	R45CA002	CB14B	ROLLER, VIBRATORY, SELF-PROPELLED, DOUBLE DRUM, SMOOTH, 1.75 TON, 43" WIDE, 2X1, ASPHALT COMPACTOR	23 HP D-off		$37,500	11.65	2.36	3.75	0.48	2.31	307
	R45CA003	CB32B	ROLLER, VIBRATORY, SELF-PROPELLED, DOUBLE DRUM, SMOOTH, 3.3 TON, 51" WIDE, 2X1, ASPHALT COMPACTOR	36 HP D-off		$55,163	17.49	3.46	5.52	0.70	3.72	58
	R45CA004	CB34B	ROLLER, VIBRATORY, SELF-PROPELLED, DOUBLE DRUM, SMOOTH, 4.3 TON, 51" WIDE, 2X1, ASPHALT COMPACTOR	49 HP D-off		$67,705	21.98	4.25	6.77	0.86	5.02	77
	R45CA006	CB36B	ROLLER, VIBRATORY, SELF-PROPELLED, DOUBLE DRUM, SMOOTH, 4.9 TON, 51" WIDE, 2X1, ASPHALT COMPACTOR	49 HP D-off		$78,749	24.64	4.94	7.87	1.00	5.02	93
	R45CA007	CB44B	ROLLER, VIBRATORY, SELF-PROPELLED, DOUBLE DRUM, SMOOTH, 10 TON, 59" WIDE, 2X1, ASPHALT COMPACTOR	110 HP D-off		$131,352	44.39	8.24	13.14	1.67	11.30	183
	R45CA008	CB54B	ROLLER, VIBRATORY, SELF-PROPELLED, DOUBLE DRUM, SMOOTH, 13.3 TON, 67" WIDE, 2X1, ASPHALT COMPACTOR	132 HP D-off		$165,160	55.08	10.35	16.52	2.09	13.57	215

Table 2-1
Hourly Equipment Ownership and Operating Expense

CAT	ID.NO.	MODEL	REGION 3 EQUIPMENT DESCRIPTION	ENGINE HORSEPOWER AND FUEL TYPE MAIN	ENGINE HORSEPOWER AND FUEL TYPE CARRIER	VALUE (TEV) 2015 ($)	TOTAL HOURLY RATES ($/HR) AVERAGE	TOTAL HOURLY RATES ($/HR) STANDBY	ADJUSTABLE ELEMENTS DEPR	ADJUSTABLE ELEMENTS FCCM	ADJUSTABLE ELEMENTS FUEL	CWT
R45			***CATERPILLAR INC. (MACHINE DIVISION) (continued)***									
	R45CA009	CB64B	ROLLER, VIBRATORY, SELF-PROPELLED, DOUBLE DRUM, SMOOTH, 15.2 TON, 79" WIDE, 2X1, ASPHALT COMPACTOR	142 HP D-off		$183,628	60.69	11.51	18.36	2.33	14.59	225
	R45CA010	CB66B	ROLLER, VIBRATORY, SELF-PROPELLED, DOUBLE DRUM, SMOOTH, 16.3 TON, 84" WIDE, 2X1, ASPHALT COMPACTOR	144 HP D-off		$226,182	71.20	14.18	22.62	2.87	14.80	247
	R45CA014	CD44B	ROLLER, VIBRATORY, SELF-PROPELLED, DOUBLE DRUM, SMOOTH, 10.4 TON, 59" WIDE, 2X1, ASPHALT COMPACTOR	100 HP D-off		$119,480	40.37	7.50	11.95	1.52	10.28	185
	R45CA015	CD54B	ROLLER, VIBRATORY, SELF-PROPELLED, DOUBLE DRUM, SMOOTH, 12.6 TON, 74" WIDE, 2X1, ASPHALT COMPACTOR	100 HP D-off		$203,295	60.60	12.75	20.33	2.58	10.28	223
	R45CA011	CB24B	ROLLER, VIBRATORY, SELF-PROPELLED, DOUBLE DRUM, SMOOTH, 3.2 TON, 47" WIDE, 2X1, ASPHALT COMPACTOR	36 HP D-off		$54,191	17.24	3.40	5.42	0.69	3.70	117
	R45CA012	CB54B	ROLLER, VIBRATORY, SELF-PROPELLED, DOUBLE DRUM, SMOOTH, 12.0 TON, 67" WIDE, 2X1, ASPHALT COMPACTOR	133 HP D-off		$165,160	55.19	10.35	16.52	2.09	13.67	215
	CASE CORPORATION											
	R45CS001	DV23	ROLLER, VIBRATORY, SELF-PROPELLED, DOUBLE DRUM, SMOOTH, 2.8 TON, 39.4" WIDE, 2X1, ASPHALT COMPACTOR	31 HP D-off		$64,592	19.12	4.05	6.46	0.82	3.14	50
	R45CS002	DV26	ROLLER, VIBRATORY, SELF-PROPELLED, DOUBLE DRUM, SMOOTH, 2.9 TON, 47.2" WIDE, 2X1, ASPHALT COMPACTOR	32 HP D-off		$67,364	19.89	4.22	6.74	0.85	3.24	54
	R45CS003	DV36	ROLLER, VIBRATORY, SELF-PROPELLED, DOUBLE DRUM, SMOOTH, 4.7 TON, 51.2" WIDE, 2X1, ASPHALT COMPACTOR	40 HP D-off		$80,352	24.06	5.04	8.04	1.02	4.15	82

Table 2-1
Hourly Equipment Ownership and Operating Expense

CAT	ID.NO.	MODEL	REGION 3 EQUIPMENT DESCRIPTION	ENGINE HORSEPOWER AND FUEL TYPE MAIN	CARRIER	VALUE (TEV) 2015 ($)	TOTAL HOURLY RATES ($/HR) AVERAGE	STANDBY	ADJUSTABLE ELEMENTS DEPR	FCCM	FUEL	CWT
R45			***CASE CORPORATION (continued)***									
	R45CS004	DV45	ROLLER, VIBRATORY, SELF-PROPELLED, DOUBLE DRUM, SMOOTH, 5.6 TON, 54.3" WIDE, 2X1, ASPHALT COMPACTOR	42 HP D-off		$80,727	24.28	5.06	8.07	1.02	4.28	103
	LEE-BOY											
	R45LD001	400B	ROLLER, VIBRATORY, SELF-PROPELLED, DOUBLE DRUM, SMOOTH, 5 TON, 50" WIDE, 2X1, ASPHALT COMPACTOR	25 HP D-off		$57,629	16.77	3.61	5.76	0.73	2.55	56
	ATLAS COPCO WAGNER											
	R45WG001	CC1200	ROLLER, VIBRATORY, SELF-PROPELLED, DOUBLE DRUM, SMOOTH, 3.0 TON, 47" WIDE, 2X1, ASPHALT COMPACTOR	35 HP D-off		$62,343	19.09	3.91	6.23	0.79	3.60	60
	R45WG002	CC2200	ROLLER, VIBRATORY, SELF-PROPELLED, DOUBLE DRUM, SMOOTH, 9.9 TON, 59" WIDE, 2X1, ASPHALT COMPACTOR	100 HP D-off		$188,350	57.00	11.81	18.84	2.39	10.28	198
	R45WG003	CC5200	ROLLER, VIBRATORY, SELF-PROPELLED, DOUBLE DRUM, SMOOTH, 14.0 TON, 77" WIDE, 2X1, ASPHALT COMPACTOR	130 HP D-off		$243,926	73.87	15.29	24.39	3.09	13.36	280
R50	**ROLLERS, VIBRATORY, SELF-PROPELLED, SINGLE DRUM**											
	SUBCATEGORY 0.00		**ROLLERS, VIBRATORY, SELF-PROPELLED, SINGLE DRUM**									
	BOMAG											
	R50BO005	BW124DH-40	ROLLER, VIBRATORY, SELF-PROPELLED, SINGLE DRUM, SMOOTH, 4.2 TON, 47.2" WIDE, 3X2, SOIL COMPACTOR	45 HP D-off		$71,205	19.72	4.20	6.53	0.93	3.33	73

Table 2-1
Hourly Equipment Ownership and Operating Expense

CAT	ID.NO.	MODEL	REGION 3 EQUIPMENT DESCRIPTION	ENGINE HORSEPOWER AND FUEL TYPE MAIN	ENGINE HORSEPOWER AND FUEL TYPE CARRIER	VALUE (TEV) 2015 ($)	TOTAL HOURLY RATES ($/HR) AVERAGE	TOTAL HOURLY RATES ($/HR) STANDBY	ADJUSTABLE ELEMENTS DEPR	ADJUSTABLE ELEMENTS FCCM	ADJUSTABLE ELEMENTS FUEL	CWT
R50			***BOMAG (continued)***									
	R50BO010	BW124PDH-40	ROLLER, VIBRATORY, SELF-PROPELLED, SINGLE DRUM, PAD FOOT, 4.3 TON, 47.2" WIDE, 3X2, SOIL COMPACTOR	45 HP D-off		$74,399	20.42	4.38	6.82	0.97	3.33	74
	R50BO006	BW145D-5	ROLLER, VIBRATORY, SELF-PROPELLED, SINGLE DRUM, SMOOTH, 6.2 TON, 56.1" WIDE, 3X2, SOIL COMPACTOR	75 HP D-off		$110,473	31.01	6.55	10.21	1.44	5.56	124
	R50BO011	BW145PDH-5	ROLLER, VIBRATORY, SELF-PROPELLED, SINGLE DRUM, PAD FOOT, 6.2 TON, 56.1" WIDE, 3X2, SOIL COMPACTOR	75 HP D-off		$123,753	33.98	7.35	11.45	1.62	5.56	112
	R50BO007	BW177D-5	ROLLER, VIBRATORY, SELF-PROPELLED, SINGLE DRUM, SMOOTH, 8.6 TON, 66.4" WIDE, 3X2, SOIL COMPACTOR	75 HP D-off		$126,892	34.71	7.50	11.67	1.66	5.56	146
	R50BO012	BW177PDH-5	ROLLER, VIBRATORY, SELF-PROPELLED, SINGLE DRUM, PAD FOOT, 8.4 TON, 66.4" WIDE, 3X2, SOIL COMPACTOR	75 HP D-off		$146,517	39.10	8.67	13.51	1.91	5.56	166
	R50BO008	BW213DH-5	ROLLER, VIBRATORY, SELF-PROPELLED, SINGLE DRUM, SMOOTH, 17.3 TON, 83.9" WIDE, 3X2, SOIL COMPACTOR	155 HP D-off		$198,411	57.33	11.82	18.45	2.59	11.48	281
	R50BO013	BW213PDH-5	ROLLER, VIBRATORY, SELF-PROPELLED, SINGLE DRUM, PAD FOOT, 16.3 TON, 83.9" WIDE, 3X2, SOIL COMPACTOR	155 HP D-off		$207,628	59.39	12.37	19.31	2.71	11.48	305
	CATERPILLAR INC. (MACHINE DIVISION)											
	R50CA003	CP34	ROLLER, VIBRATORY, SELF-PROPELLED, SINGLE DRUM, PAD FOOT, 5.5 TON, 50" WIDE, 3X2, SOIL COMPACTOR	74 HP D-off		$128,365	34.87	7.70	12.03	1.68	5.48	109
	R50CA004	CP44	ROLLER, VIBRATORY, SELF-PROPELLED, SINGLE DRUM, PAD FOOT, 7.6 TON, 66" WIDE, 3X2, SOIL COMPACTOR	100 HP D-off		$176,751	47.91	10.55	16.47	2.31	7.41	153

Table 2-1
Hourly Equipment Ownership and Operating Expense

CAT	ID.NO.	MODEL	REGION 3 EQUIPMENT DESCRIPTION	ENGINE HORSEPOWER AND FUEL TYPE MAIN	CARRIER	VALUE (TEV) 2015 ($)	TOTAL HOURLY RATES ($/HR) AVERAGE	STANDBY	ADJUSTABLE ELEMENTS DEPR	FCCM	FUEL	CWT
R50			***CATERPILLAR INC. (MACHINE DIVISION) (continued)***									
	R50CA009	CP68B	ROLLER, VIBRATORY, SELF-PROPELLED, SINGLE DRUM, PAD FOOT, 16.2 TON, 84" WIDE, 3X2, SOIL COMPACTOR	157 HP D-off		$249,216	69.01	14.65	22.79	3.25	11.63	322
	R50CA010	CP74B	ROLLER, VIBRATORY, SELF-PROPELLED, SINGLE DRUM, PAD FOOT, 18 TON, 84" WIDE, 3X2, SOIL COMPACTOR	174 HP D-off		$275,767	76.35	16.24	25.28	3.60	12.87	355
	R50CA012	CS34	ROLLER, VIBRATORY, SELF-PROPELLED, SINGLE DRUM, SMOOTH, 5 TON, 50" WIDE, 3X2, SOIL COMPACTOR	74 HP D-off		$105,896	30.18	6.26	9.75	1.38	5.48	96
	R50CA017	CS54B	ROLLER, VIBRATORY, SELF-PROPELLED, SINGLE DRUM, SMOOTH, 12 TON, 84" WIDE, 3X2, SOIL COMPACTOR	131 HP D-off		$181,845	51.76	10.65	16.55	2.37	9.71	239
	R50CA018	CS78B	ROLLER, VIBRATORY, SELF-PROPELLED, SINGLE DRUM, SMOOTH, 20.6 TON, 84" WIDE, 3X2, SOIL COMPACTOR	174 HP D-off		$280,200	77.31	16.55	25.77	3.66	12.87	412
	R50CA019	CP54B	ROLLER, VIBRATORY, SELF-PROPELLED, SINGLE DRUM, PAD FOOT, 12.0 TON, 84" WIDE, 3X2, SOIL COMPACTOR	131 HP D-off		$189,133	53.39	11.09	17.23	2.47	9.71	241
	R50CA011	CS68B	ROLLER, VIBRATORY, SELF-PROPELLED, SINGLE DRUM, SMOOTH, 16.5 TON, 84" WIDE, 3X2, SOIL COMPACTOR	157 HP D-off		$248,543	68.84	14.65	22.80	3.25	11.63	324
	R50CA007	CS64B	ROLLER, VIBRATORY, SELF-PROPELLED, SINGLE DRUM, SMOOTH, 15.7 TON, 84" WIDE, 3X2, SOIL COMPACTOR	131 HP D-off		$144,725	43.54	8.30	12.81	1.89	9.71	254
	R50CA008	CS74B	ROLLER, VIBRATORY, SELF-PROPELLED, SINGLE DRUM, SMOOTH, 17.6 TON, 84" WIDE, 3X2, SOIL COMPACTOR	174 HP D-off		$267,034	74.48	15.63	24.28	3.49	12.89	319

Table 2-1
Hourly Equipment Ownership and Operating Expense

CAT	ID.NO.	MODEL	REGION 3 EQUIPMENT DESCRIPTION	ENGINE HORSEPOWER AND FUEL TYPE MAIN	CARRIER	VALUE (TEV) 2015 ($)	TOTAL HOURLY RATES ($/HR) AVERAGE	STANDBY	ADJUSTABLE ELEMENTS DEPR	FCCM	FUEL	CWT
R50			***CATERPILLAR INC. (MACHINE DIVISION) (continued)***									
	R50CA013	CS44	ROLLER, VIBRATORY, SELF-PROPELLED, SINGLE DRUM, SMOOTH, 8.7 TON, 66" WIDE, 3X2, SOIL COMPACTOR	100 HP D-off		$164,429	45.17	9.77	15.23	2.15	7.41	142
	R50CA014	CP44	ROLLER, VIBRATORY, SELF-PROPELLED, SINGLE DRUM, PAD FOOT, 7.9 TON, 66" WIDE, 3X2, SOIL COMPACTOR	100 HP D-off		$176,751	47.93	10.51	16.39	2.31	7.41	153
	R50CA015	CS56B	ROLLER, VIBRATORY, SELF-PROPELLED, SINGLE DRUM, SMOOTH, 12.2 TON, 84" WIDE, 3X2, SOIL COMPACTOR	157 HP D-off		$208,714	59.93	12.27	19.07	2.73	11.63	225
	R50CA016	CP56B	ROLLER, VIBRATORY, SELF-PROPELLED, SINGLE DRUM, PAD FOOT, 12.9 TON, 84" WIDE, 3X2, SOIL COMPACTOR	157 HP D-off		$254,910	70.27	15.03	23.40	3.33	11.63	253
	ATLAS COPCO WAGNER											
	R50WG001	CA2500PD (4.5)	ROLLER, VIBRATORY, SELF-PROPELLED, SINGLE DRUM, PADFOOT, 12.1 TON, 83" WIDE, 3X2, SOIL COMPACTOR	132 HP D-off		$196,772	55.19	11.51	17.87	2.57	9.78	243
	R50WG002	CA4000D	ROLLER, VIBRATORY, SELF-PROPELLED, SINGLE DRUM, SMOOTH, 14.4 TON, 83" WIDE, 3X2, SOIL COMPACTOR	160 HP D-off		$264,063	72.58	15.54	24.18	3.45	11.85	289
	R50WG003	CC1100C	ROLLER, VIBRATORY, SELF-PROPELLED, PNEUMATIC/SINGLE DRUM, SMOOTH, 2.7 TON, 42" WIDE, 5X4, ASPHALT COMPACTOR	35 HP D-off		$69,022	18.41	4.05	6.29	0.90	2.59	54
	R50WG004	CC1300C	ROLLER, VIBRATORY, SELF-PROPELLED, PNEUMATIC/SINGLE DRUM, SMOOTH, 4.3 TON, 51" WIDE, 5X4, ASPHALT COMPACTOR	45 HP D-off		$93,377	24.69	5.51	8.57	1.22	3.33	86

Table 2-1
Hourly Equipment Ownership and Operating Expense

CAT	REGION 3 ID.NO.	MODEL	EQUIPMENT DESCRIPTION	ENGINE HORSEPOWER AND FUEL TYPE MAIN	CARRIER	VALUE (TEV) 2015 ($)	TOTAL HOURLY RATES ($/HR) AVERAGE	STANDBY	ADJUSTABLE ELEMENTS DEPR	FCCM	FUEL	CWT
R50			***ATLAS COPCO WAGNER (continued)***									
	R50WG005	CC2200C	ROLLER, VIBRATORY, SELF-PROPELLED, PNEUMATIC/SINGLE DRUM, SMOOTH, 9.1 TON, 59" WIDE, 5X4, ASPHALT COMPACTOR	100 HP D-off		$210,936	55.58	12.55	19.59	2.75	7.41	181
	R50WG006	CA1300D	ROLLER, VIBRATORY, SELF-PROPELLED, SINGLE DRUM, SMOOTH, 5 TON, 53" WIDE, 3X2, SOIL COMPACTOR	75 HP D-off		$110,235	31.42	6.45	10.01	1.44	5.56	100
	R50WG007	CA1300PD	ROLLER, VIBRATORY, SELF-PROPELLED, PADFOOT DRUM, 5 TON, 53" WIDE, 3X2, SOIL COMPACTOR	75 HP D-off		$117,982	33.25	6.89	10.69	1.54	5.56	105
	R50WG008	CA1500D	ROLLER, VIBRATORY, SELF-PROPELLED, SINGLE DRUM, SMOOTH, 7.5 TON, 65" WIDE, 3X2, SOIL COMPACTOR	100 HP D-off		$145,710	40.98	8.63	13.46	1.90	7.41	150
	R50WG009	CA1500PD	ROLLER, VIBRATORY, SELF-PROPELLED, SINGLE DRUM, PADFOOT DRUM, 7.5 TON, 65" WIDE, 3X2, SOIL COMPACTOR	100 HP D-off		$156,873	43.49	9.31	14.51	2.05	7.41	150
	R50WG010	CA2500D (3.3)	ROLLER, VIBRATORY, SELF-PROPELLED, SINGLE DRUM, SMOOTH, 11.0 TON, 84" WIDE, 3X2, SOIL COMPACTOR	110 HP D-off		$166,647	46.54	9.87	15.38	2.18	8.15	220
R55	**ROOFING EQUIPMENT**											
	SUBCATEGORY 0.00		**ROOFING EQUIPMENT**									
	GARLOCK EQUIPMENT CO.											
	R55GL026	GS-36	ROOFING EQUIPMENT, POWER SWEEPER, 36" WIDE, WALK BEHIND	6 HP G		$5,221	2.26	0.44	0.74	0.07	0.75	3
	R55GL027	RAM 150	ROOFING EQUIPMENT, ASPHALT KETTLE, 150 GAL, TRAILER MTD	6 HP D-off		$35,711	10.75	2.98	5.03	0.46	0.42	26

Table 2-1
Hourly Equipment Ownership and Operating Expense

CAT	ID.NO.	MODEL	REGION 3 EQUIPMENT DESCRIPTION	ENGINE HORSEPOWER AND FUEL TYPE MAIN	ENGINE HORSEPOWER AND FUEL TYPE CARRIER	VALUE (TEV) 2015 ($)	TOTAL HOURLY RATES ($/HR) AVERAGE	TOTAL HOURLY RATES ($/HR) STANDBY	ADJUSTABLE ELEMENTS DEPR	ADJUSTABLE ELEMENTS FCCM	ADJUSTABLE ELEMENTS FUEL	CWT
R55			***GARLOCK EQUIPMENT CO. (continued)***									
	R55GL028	RAM 230	ROOFING EQUIPMENT, ASPHALT KETTLE, 230 GAL, W/PUMP, TRAILER MTD	5 HP G		$38,340	11.76	3.19	5.40	0.49	0.69	40
	R55GL029	RAM 410	ROOFING EQUIPMENT, ASPHALT KETTLE, 410 GAL, W/PUMP, TRAILER MTD	9 HP G		$44,064	14.17	3.67	6.21	0.56	1.23	49
	R55GL020	MUSTANG WORKHORSE	ROOFING EQUIPMENT, MATERIAL BUGGY, 36" WIDE, WALK BEHIND GRAVEL SPREADER, HOPPER 800 LBS, 6 CF, 4X2	6 HP G		$6,191	2.52	0.52	0.88	0.08	0.75	4
	R55GL021	ULTRACUTTER PRO	ROOFING EQUIPMENT, 1-BLADE CUTTER, 3.75" DEEP, WALK BEHIND 13 HP (ADD BLADE COST)	13 HP G		$3,538	2.92	0.30	0.50	0.05	1.78	3
	R55GL023	ROOF WARRIOR	ROOFING EQUIPMENT, ROOF PEELER, 16" WIDE, WALK BEHIND, POWERED WHEEL 2X2, STD W/ 18" FLAT BLADE	13 HP G		$9,306	4.50	0.78	1.32	0.12	1.78	6
	R55GL017	ULTRA CUTTER MINI	ROOFING EQUIPMENT, 1-BLADE CUTTER, 17" HEIGHT & 2" WALL CLEARANCE	5 HP G		$3,057	1.59	0.26	0.43	0.04	0.69	2
	R55GL016	DUST MSTR ULTRA CUTR	ROOFING EQUIPMENT, 1-BLADE CUTTER, W/WATER DAMPENING SYSTEM AND H.E.P.A. VACUUM SYSTEM	9 HP G		$6,971	3.26	0.59	0.99	0.09	1.23	3
	R55GL011	ENFORCER TWIN CUTTER	ROOFING EQUIPMENT, 2-BLADE CUTTER, 25" WIDE, SELF PROPELLED (ADD BLADE COST)	20 HP G		$10,455	5.86	0.87	1.48	0.13	2.74	6
	R55GL018	NO.12 SCRATCHER	ROOFING EQUIPMENT, SCRATCHER, 18" WIDE	6 HP G		$3,597	1.81	0.31	0.51	0.05	0.75	1
	R55GL009	ROTARY PLANER	ROOFING EQUIPMENT, ROTARY PLANER, 24" WIDE	11 HP G		$4,247	2.73	0.35	0.60	0.05	1.44	2
	R55GL007	ATLAS PRO 2000	ROOFING EQUIPMENT, HYDRAULIC SWING HOIST, W/225' CABLE, 2,000 LB CAP	18 HP G		$21,756	8.67	1.82	3.08	0.28	2.47	12

Table 2-1
Hourly Equipment Ownership and Operating Expense

CAT	REGION 3 ID.NO.	MODEL	EQUIPMENT DESCRIPTION	ENGINE HORSEPOWER AND FUEL TYPE MAIN	CARRIER	VALUE (TEV) 2015 ($)	TOTAL HOURLY RATES ($/HR) AVERAGE	STANDBY	ADJUSTABLE ELEMENTS DEPR	FCCM	FUEL	CWT
S10 SCRAPERS, ELEVATING												
	SUBCATEGORY 0.02		**OVER 200 HP**									
	CATERPILLAR INC. (MACHINE DIVISION)											
	S10CA003	623-K	SCRAPER, ELEVATING LOADING, 23 CY, 27.6 TON, 10.3' CUT WIDTH, 4X2 - SINGLE POWERED	407 HP D-off		$934,989	174.73	37.15	50.81	11.74	30.15	879
S15 SCRAPERS, CONVENTIONAL												
	SUBCATEGORY 0.00		**SCRAPERS, CONVENTIONAL**									
	CATERPILLAR INC. (MACHINE DIVISION)											
	S15CA001	621-K	SCRAPER, CONVENTIONAL, STANDARD LOADING, 24 CY, 29 TON, 10.3' CUT WIDTH, 4X2 - SINGLE POWERED	407 HP D-off		$829,319	141.32	30.73	41.51	9.97	28.21	696
	S15CA002	631-K	SCRAPER, CONVENTIONAL, STANDARD LOADING, 34 CY, 41.1 TON, 11.5' CUT WIDTH, 4X2 - SINGLE POWERED	570 HP D-off		$1,090,811	187.59	40.50	54.76	13.12	39.51	1,028
	ATI-BELL											
	S15JU001	4206DTIS28	SCRAPER, CONVENTIONAL, STANDARD LOADING, 28 CY, 32 TON, 14' CUT WIDTH, 4X4 - SINGLE POWERED, TRACTOR EQUIPPED WITH ATI RUBBER TRACKS	422 HP D-off		$624,784	102.44	24.17	33.32	7.51	29.25	940
	S15JU002	4206DTIS33	SCRAPER, CONVENTIONAL, STANDARD LOADING, 33 CY, 37 TON, 14' CUT WIDTH, 4X4 - SINGLE POWERED, TRACTOR EQUIPPED WITH ATI RUBBER TRACKS	422 HP D-off		$654,245	105.73	25.32	34.89	7.87	29.25	953

Table 2-1
Hourly Equipment Ownership and Operating Expense

CAT	REGION 3 ID.NO.	MODEL	EQUIPMENT DESCRIPTION	ENGINE HORSEPOWER AND FUEL TYPE MAIN	CARRIER	VALUE (TEV) 2015 ($)	TOTAL HOURLY RATES ($/HR) AVERAGE	STANDBY	ADJUSTABLE ELEMENTS DEPR	FCCM	FUEL	CWT
S20 SCRAPERS, TANDEM POWERED												
	SUBCATEGORY 0.00		**SCRAPERS, TANDEM POWERED**									
	CATERPILLAR INC. (MACHINE DIVISION)											
	S20CA001	627-K	SCRAPER, TANDEM POWERED, STANDARD LOADING, 24 CY, 28.8 TON, 10.3' CUT WIDTH, 4X4	407 HP D-off	290 HP D-off	$970,547	187.72	36.20	49.05	11.67	49.97	900
	S20CA003	637-K	SCRAPER, TANDEM POWERED, STANDARD LOADING, 34 CY, 41.1 TON, 11.5' CUT WIDTH, 4X4	570 HP D-off	290 HP D-off	$1,386,116	253.68	51.93	70.51	16.67	61.66	1,150
	S20CA004	637-K PP	SCRAPER, TANDEM POWERED, STANDARD LOADING, 34 CY, 41.1 TON, 11.5' CUT WIDTH, 4X4, PUSH-PULL	450 HP D-off	250 HP D-off	$1,441,580	247.45	54.08	73.47	17.34	50.20	1,117
	S20CA005	657-G	SCRAPER, TANDEM POWERED, STANDARD LOADING, 44 CY, 52 TON, 12.6' CUT WIDTH, 4X4	564 HP D-off	410 HP D-off	$1,663,219	306.92	61.86	83.72	20.00	69.84	1,508
	S20CA006	657-G PP	SCRAPER, TANDEM POWERED, STANDARD LOADING, 44 CY, 52 TON, 12.6' CUT WIDTH, 4X4, PUSH-PULL	564 HP D-off	410 HP D-off	$1,806,353	323.29	67.40	91.36	21.72	69.84	1,605
S25 SCRAPERS, TRACTOR DRAWN												
	SUBCATEGORY 0.00		**SCRAPERS, TRACTOR DRAWN**									
	IRON DIRECT											
	S25ID007	D19	SCRAPER, TOWED, STANDARD LOADING, 19 CY, 24 TON, 10' CUT WIDTH (ADD 300+ HP TRACTOR)			$103,167	14.73	4.47	6.41	1.26	0.00	240

Table 2-1
Hourly Equipment Ownership and Operating Expense

CAT	REGION 3 ID.NO.	MODEL	EQUIPMENT DESCRIPTION	ENGINE HORSEPOWER AND FUEL TYPE MAIN	CARRIER	VALUE (TEV) 2015 ($)	TOTAL HOURLY RATES ($/HR) AVERAGE	STANDBY	ADJUSTABLE ELEMENTS DEPR	FCCM	FUEL	CWT
	JOHN DEERE											
	S25JD001	1510DC	SCRAPER, TOWED, STANDARD LOADING, 15 CY, 19 TON, 10' CUT WIDTH (ADD 460 HP TRACTOR)			$78,525	12.98	3.36	4.79	0.96	0.00	168
	S25JD002	1814DC	SCRAPER, TOWED, STANDARD LOADING, 18 CY, 23 TON, 14' CUT WIDTH (ADD 460HP TRACTOR)			$99,573	16.36	4.21	5.97	1.22	0.00	210
	REYNOLDS INTERNATIONAL, L.P.											
	S25RI001	14CS10	SCRAPER, TOWED, PIVOT DUMP, 10.7-14 CY, 15 TON, 10' CUT WIDTH (ADD 250 - 300 HP TRACTOR)			$65,461	11.44	2.73	3.86	0.80	0.00	136
	S25RI002	17C12 (RG)	SCRAPER, TOWED, PIVOT DUMP, 13-17 CY, 17 TON, 12' CUT WIDTH (ADD 350 - 400 HP TRACTOR)			$75,693	13.14	3.13	4.42	0.92	0.00	170
	ROME PLOW CO.											
	S25RM003	RP-90CS	SCRAPER, TOWED, 9 CY, 12.5 TON, 7' CUT WIDTH (ADD 125-200 HP TRACTOR)			$35,540	4.99	1.45	2.03	0.43	0.00	97
	S25RM001	RP-150CFB	SCRAPER, TOWED, 15 CY, 17 TON, 14' CUT WIDTH (ADD 200-360 HP TRACTOR)			$67,682	18.47	1.70	1.73	0.83	0.00	157
	S25RM002	RP-212HDE	SCRAPER, TOWED, 23 CY, 29 TON, 12.5' CUT WIDTH (ADD 375-600 HP			$115,484	19.18	4.80	6.77	1.41	0.00	292
	S25RM004	RP-120CFB	SCRAPER, TOWED, 18-26 CY, 25 TON, 10.8' CUT WIDTH (ADD 310-410 HP TRACTOR)			$61,658	11.77	2.42	3.33	0.75	0.00	146

Table 2-1
Hourly Equipment Ownership and Operating Expense

CAT	ID.NO.	MODEL	REGION 3 EQUIPMENT DESCRIPTION	ENGINE HORSEPOWER AND FUEL TYPE MAIN	ENGINE HORSEPOWER AND FUEL TYPE CARRIER	VALUE (TEV) 2015 ($)	TOTAL HOURLY RATES ($/HR) AVERAGE	TOTAL HOURLY RATES ($/HR) STANDBY	ADJUSTABLE ELEMENTS DEPR	ADJUSTABLE ELEMENTS FCCM	ADJUSTABLE ELEMENTS FUEL	CWT
S30	**CRUSHERS JAW**											
	SUBCATEGORY 0.10											
	KPI-JCI											
	S30KJ060	13-42150	SCREENING & CRUSHING PLANTS, CONVEYOR, 42" WIDE, 125' LONG CONVEYOR WITH 36" DEEP LATTICE FRAME, SINGLE AXLE, TELESCOPING UNDERCARRIAGE FOR RAISE & LOWER, CAPABLE OF RADIAL TRAVEL, HEAD AND TAIL FOLD FOR TRAVEL, UP TO 1000 TONS PER HOUR	75 HP E		$189,494	36.02	10.13	15.86	2.20	4.73	125
	S30KJ062	13-4280	SCREENING & CRUSHING PLANTS, CONVEYOR, 42" WIDE, 80' LONG CONVEYOR WITH 36" DEEP LATTICE FRAME, SINGLE AXLE, TELESCOPING UNDERCARRIAGE FOR RAIS AND LOWER, CAPABLE OF RADIAL TRAVEL, HEAD AND TAIL FOLD FOR TRAVEL, 1000 TONS PER HOUR	40 HP E		$132,544	24.38	7.18	11.28	1.54	2.52	65
	S30KJ063	13-42100	SCREENING & CRUSHING PLANTS, CONVEYOR, 42" WIDE, 100' LONG CONVEYOR WITH 36" DEEP LATTICE FRAME, SINGLE AXLE, TELESCOPING UNDERCARRIAGE FOR RAISE AND LOWER, CAPABLE OF RADIAL TRAVEL, HEAD AND TAIL FOLD FOR TRAVEL, 1000 TONS PER HOUR	58 HP E		$164,664	31.25	9.00	14.17	1.91	3.63	82

Table 2-1
Hourly Equipment Ownership and Operating Expense

CAT	ID.NO.	MODEL	REGION 3 EQUIPMENT DESCRIPTION	ENGINE HORSEPOWER AND FUEL TYPE MAIN	CARRIER	VALUE (TEV) 2015 ($)	TOTAL HOURLY RATES ($/HR) AVERAGE	STANDBY	ADJUSTABLE ELEMENTS DEPR	FCCM	FUEL	CWT
S30			***KPI-JCI (continued)***									
	S30KJ064	13-42125	SCREENING & CRUSHING PLANTS, CONVEYOR, 42" WIDE, 125' LONG CONVEYOR WITH 36" DEEP LATTICE FRAME, SINGLE AXLE, TELESCOPING UNDERCARRIAGE FOR RAIS AND LOWER, CAPABLE OF RADIAL TRAVEL, HEAD AND TAIL FOLD FOR TRAVEL, 1000 TONS PER HOUR	60 HP E		$188,497	34.50	10.08	15.77	2.19	3.78	103
	S30KJ065	13-30150	SCREENING & CRUSHING PLANTS, CONVEYOR, STACKING, 30" WIDE X 150' LONG, PORTABLE, 500 TPH	58 HP E		$190,902	34.23	10.07	15.71	2.21	3.63	82
	S30KJ066	13-36125	SCREENING & CRUSHING PLANTS, CONVEYOR, STACKING, 36" WIDE X 125' LONG, PORTABLE, 750 TPH	68 HP E		$168,661	31.47	8.82	13.71	1.96	4.26	93
	S30KJ067	13-36150	SCREENING & CRUSHING PLANTS, CONVEYOR, STACKING, 36" WIDE X 150' LONG, PORTABLE, 750 TPH	83 HP E		$195,546	37.24	10.34	16.13	2.27	5.20	110
	S30KJ070	13-24125	SCREENING & CRUSHING PLANTS, CONVEYOR, STACKING, 24" WIDE X 125' LONG, PORTABLE, 250 TPH	23 HP E		$102,993	17.85	5.48	8.57	1.19	1.42	57
	S30KJ071	13-24150	SCREENING & CRUSHING PLANTS, CONVEYOR, STACKING, 24" WIDE X 150' LONG, PORTABLE, 250 TPH	23 HP E		$173,817	29.18	9.39	14.73	2.02	1.42	65
	S30KJ072	13-30125	SCREENING & CRUSHING PLANTS, CONVEYOR, STACKING, 30" WIDE X 125' LONG, PORTABLE, 500 TPH	33 HP E		$146,787	25.08	7.69	11.97	1.70	2.05	71
	S30KJ082	11-2470	SCREENING & CRUSHING PLANTS, CONVEYOR, TRUSS FRAME, 24" WIDE X 70' LONG, WHEEL MTD, 250 TPH	10 HP E		$63,112	9.86	3.13	4.80	0.73	0.63	115

Table 2-1
Hourly Equipment Ownership and Operating Expense

CAT	ID.NO.	MODEL	REGION 3 EQUIPMENT DESCRIPTION	ENGINE HORSEPOWER AND FUEL TYPE MAIN	ENGINE HORSEPOWER AND FUEL TYPE CARRIER	VALUE (TEV) 2015 ($)	TOTAL HOURLY RATES ($/HR) AVERAGE	TOTAL HOURLY RATES ($/HR) STANDBY	ADJUSTABLE ELEMENTS DEPR	ADJUSTABLE ELEMENTS FCCM	ADJUSTABLE ELEMENTS FUEL	CWT
S30			***KPI-JCI (continued)***									
	S30KJ083	11-3050	SCREENING & CRUSHING PLANTS, CONVEYOR, TRUSS FRAME, 30" WIDE X 50' LONG, WHEEL MTD, 500 TPH	15 HP E		$48,243	8.16	2.38	3.64	0.56	0.95	97
	S30KJ084	11-3070	SCREENING & CRUSHING PLANTS, CONVEYOR, TRUSS FRAME, 30" WIDE X 70' LONG, WHEEL MTD, 1,000 TPH	20 HP E		$65,238	11.11	3.26	4.99	0.76	1.26	124
	S30KJ085	11-3650	SCREENING & CRUSHING PLANTS, CONVEYOR, TRUSS FRAME, 36" WIDE X 50' LONG, WHEEL MTD, 750 TPH	20 HP E		$50,653	9.00	2.52	3.86	0.59	1.26	101
	S30KJ086	11-3670	SCREENING & CRUSHING PLANTS, CONVEYOR, TRUSS FRAME, 36" WIDE X 70' LONG, WHEEL MTD, 750 TPH	25 HP E		$68,536	12.10	3.44	5.29	0.79	1.58	137
	S30KJ087	11-4250	SCREENING & CRUSHING PLANTS, CONVEYOR, TRUSS FRAME, 42" WIDE X 50' LONG, WHEEL MTD, 1,000 TPH	30 HP E		$60,464	11.52	3.08	4.75	0.70	1.89	116
	S30KJ088	11-4270	SCREENING & CRUSHING PLANTS, CONVEYOR, TRUSS FRAME, 42" WIDE X 70' LONG, WHEEL MTD, 1,000 TPH	40 HP E		$101,574	18.91	5.32	8.27	1.18	2.52	161
	S30KJ035	12-3070	SCREENING & CRUSHING PLANTS, FEEDER CONVEYOR, 30" WIDE X 70' LONG, 7 CY HOPPER & 6' FEED, PORTABLE, 500 TPH	20 HP E		$107,013	17.99	5.62	8.75	1.24	1.26	18
	S30KJ041	12-3670	SCREENING & CRUSHING PLANTS, FEEDER CONVEYOR, 36" WIDE X 70' LONG, 7 CY HOPPER & 6' FEED, PORTABLE, 750 TPH	20 HP E		$126,375	21.18	6.72	10.49	1.47	1.26	19
	S30KJ002	13-24100	SCREENING & CRUSHING PLANTS, CONVEYOR, STACKING, 24" WIDE X 100' LONG, PORTABLE, 250 TPH	15 HP E		$102,957	17.18	5.48	8.57	1.19	0.95	18

Table 2-1
Hourly Equipment Ownership and Operating Expense

CAT	ID.NO.	MODEL	REGION 3 EQUIPMENT DESCRIPTION	ENGINE HORSEPOWER AND FUEL TYPE MAIN	CARRIER	VALUE (TEV) 2015 ($)	TOTAL HOURLY RATES ($/HR) AVERAGE	STANDBY	ADJUSTABLE ELEMENTS DEPR	FCCM	FUEL	CWT
S30			***KPI-JCI (continued)***									
	S30KJ004	13-30100	SCREENING & CRUSHING PLANTS, CONVEYOR, STACKING, 30" WIDE X 100' LONG, PORTABLE, 500 TPH	15 HP E		$118,527	19.74	6.36	9.97	1.37	0.95	64
	S30KJ006	13-36100	SCREENING & CRUSHING PLANTS, CONVEYOR, STACKING, 36" WIDE X 100' LONG, PORTABLE, 750 TPH	30 HP E		$119,601	21.27	6.43	10.07	1.39	1.89	38
	S30KJ010	31-3080	SCREENING & CRUSHING PLANTS, CONVEYOR, SIDE FOLDING STACKER, 30" WIDE X 80' LONG, PORTABLE, 500 TPH	20 HP E		$88,871	15.37	4.71	7.35	1.03	1.26	32
	S30KJ011	31-30100	SCREENING & CRUSHING PLANTS, CONVEYOR, SIDE FOLDING STACKER, 30" WIDE X 100' LONG, PORTABLE, 550 TPH	25 HP E		$99,716	17.47	5.28	8.23	1.16	1.58	39
	S30KJ042	1430-60-20	SCREENING & CRUSHING PLANTS, SURGE BIN, 25CY, BELT FEEDER, & 30" WIDE X 60' LONG CONVEYOR, PORTABLE, 1,500 TPH	30 HP E		$222,031	38.29	12.26	19.38	2.57	1.89	18
	S30KJ054	1936-2	SCREENING & CRUSHING PLANTS, SURGE BIN, 25CY, BELT FEEDER, & 30" WIDE X 40' LONG CONVEYOR, PORTABLE, 1,500 TPH	15 HP E		$144,633	24.20	7.89	12.41	1.68	0.95	18
	S30KJ053	1436-60-20	SCREENING & CRUSHING PLANTS, SURGE BIN, 25CY, BELT FEEDER, & 36" WIDE X 60' LONG CONVEYOR, PORTABLE, 2,000 TPH	40 HP E		$124,516	23.12	6.74	10.60	1.44	2.52	20
	S30KJ043	1936-3	SCREENING & CRUSHING PLANTS, SURGE BIN, 25CY, BELT FEEDER, & 36" WIDE X 40' LONG CONVEYOR, PORTABLE, 2,000 TPH	15 HP E		$201,174	33.51	11.08	17.50	2.33	0.95	20

Table 2-1
Hourly Equipment Ownership and Operating Expense

CAT	REGION 3 ID.NO.	MODEL	EQUIPMENT DESCRIPTION	ENGINE HORSEPOWER AND FUEL TYPE MAIN	CARRIER	VALUE (TEV) 2015 ($)	TOTAL HOURLY RATES ($/HR) AVERAGE	STANDBY	ADJUSTABLE ELEMENTS DEPR	FCCM	FUEL	CWT
	PUTZMEISTER INC.											
	S30PU004	TELEBELT TB 130	SCREENING & CRUSHING PLANTS, CONVEYOR, 18" WIDE X 126' LONG, 3 CY HOPPER & TREMIE, 4X8, TRUCK MTD, 360 CY/HR	400 HP D-off		$676,462	143.18	37.95	60.22	7.84	29.64	763
	S30PU003	TELEBELT TB 110	SCREENING & CRUSHING PLANTS, CONVEYOR, 18" WIDE X 106' LONG, 3 CY HOPPER & TREMIE, 4X8, TRUCK MTD, 360 CY/HR	400 HP D-off		$557,376	123.56	31.22	49.51	6.46	29.64	615
	SUBCATEGORY 0.20		**CRUSHERS - VERTICAL & HORIZONTAL SHAFT IMPACTOR**									
	KPI-JCI											
	S30KJ045	CS-4250	SCREENING & CRUSHING PLANTS, CRUSHER - SHAFT IMPACTOR, 42" X 52", 500 TPH, W/18' X 42" VIBRATORY FEEDER/ ADJUSTABLE GRIZZLY/ & BYPASS FEED, TRAILER MTD	360 HP D-off		$597,041	79.80	17.09	21.23	6.47	26.67	548
	SUBCATEGORY 0.21		**CRUSHERS - CONE**									
	KPI-JCI											
	S30KJ068	K200PM	SCREENING & CRUSHING PLANTS, CONE CRUSHER, 385 TPH, HOPPER FEED, 42" WIDE DISCHARGE CONVEYOR, TRAILER MTD (ADD 210KW GENERATOR)	215 HP E		$523,850	65.95	14.97	18.57	5.68	13.56	340
	S30KJ069	K300PM	SCREENING & CRUSHING PLANTS, CONE CRUSHER, 460 TPH, HOPPER FEED, 42" WIDE DISCHARGE CONVEYOR, TRAILER MTD (ADD 210KW GENERATOR)	315 HP E		$654,634	86.53	18.70	23.19	7.10	19.86	825

Table 2-1
Hourly Equipment Ownership and Operating Expense

CAT	REGION 3 ID.NO.	MODEL	EQUIPMENT DESCRIPTION	ENGINE HORSEPOWER AND FUEL TYPE MAIN		CARRIER	VALUE (TEV) 2015 ($)	TOTAL HOURLY RATES ($/HR) AVERAGE	STANDBY	ADJUSTABLE ELEMENTS DEPR	FCCM	FUEL	CWT
	SUBCATEGORY 0.22		**CRUSHERS - JAW**										
	KPI-JCI												
	S30KJ056	CS2650	SCREENING & CRUSHING PLANTS, JAW CRUSHER, TRIPLE AXLE CHASSIS, 2650 VANGUARD JAW CRUSHER, 50" WIDE X 20' LONG VIBRATING GRIZZLY FEEDER WITH BYPASS CHUTE, ELECTRIC MOTOR WITH V-BELT DRIVE, 165 TONS PER HOUR (ADD 150 KW GENERATOR)	175 HP	D-off		$620,553	57.41	17.72	21.98	6.73	12.97	590
	S30KJ059	DUPLEX III PORTABLE	SCREENING & CRUSHING PLANTS, JAW CRUSHER, 20" X 36", 270 TPH @ 1/4" -> 320 TPH @ 7", W/36" X 14' RECIPROCATING PLATE FEEDER/ 12' LONG ADJUSTABLE GRIZZLY & BYPASS/ HOPPER/ & 18" X 15' SCREEN CONVEYOR, TRAILER MTD (ADD 300KW GENERATOR)	300 HP	E		$1,386,330	123.39	39.66	49.25	15.03	18.92	5
	S30KJ057	CS2742	SCREENING & CRUSHING PLANTS, JAW CRUSHER, TRIPLE AXLE CHASSIS, 2742 VANGUARD JAW CRUSHER, 42" WIDE END DELIVERY CONVEYOR, 42" WIDE X 18' LONG VIBRATING GRIZZLY FEEDER WITH BYPASS CHUTE, ELECTRIC MOTOR WITH V-BELT DRIVE, 165 TONS PER HOUR (ADD 150 KW GENER	212 HP	D-off		$615,209	60.19	17.61	21.87	6.67	15.71	701
	TELSMITH INC.												
	S30TS001	JP3258	SCREENING & CRUSHING PLANTS, CRUSHER - HYDRAULIC JAW, 32" X 58" FEED OPENING, TRAILER MTD	365 HP	D-off		$673,352	78.44	19.25	23.89	7.30	27.04	1,260

Table 2-1
Hourly Equipment Ownership and Operating Expense

CAT	ID.NO.	MODEL	REGION 3 EQUIPMENT DESCRIPTION	ENGINE HORSEPOWER AND FUEL TYPE MAIN	CARRIER	VALUE (TEV) 2015 ($)	TOTAL HOURLY RATES ($/HR) AVERAGE	STANDBY	ADJUSTABLE ELEMENTS DEPR	FCCM	FUEL	CWT
S30			***TELSMITH INC. (continued)***									
	S30TS002	JP3244	SCREENING & CRUSHING PLANTS, CRUSHER - HYDRAULIC JAW, 9.5 CY HOPPER, 32" X 44" FEED OPENING, TRAILER MTD	275 HP D-off		$562,033	62.94	16.08	19.97	6.09	20.37	894
	S30TS003	JP2550	SCREENING & CRUSHING PLANTS, CRUSHER - HYDRAULIC JAW, 10.5 CY HOPPER, 25" X 50" FEED OPENING, TRAILER MTD	275 HP D-off		$522,256	60.15	14.93	18.54	5.66	20.37	832
	S30TS004	JP2238	SCREENING & CRUSHING PLANTS, CRUSHER - HYDRAULIC JAW, 9.5 CY HOPPER, 22" X 38" FEED OPENING, TRAILER MTD	275 HP D-off		$469,405	56.13	13.45	16.72	5.09	20.37	637
	SUBCATEGORY 0.30		**SCREENING PLANT**									
	EXCEL MACHINERY LTD.											
	S30EM001	2" GRIZZLY SCREEN	SCREENING & CRUSHING PLANTS, STATIC GRIZZLY SINGLE SCREEN, 10'W X 7'4"D, SQUARE TUBING WITH 2" SPACES			$9,501	1.66	0.54	0.86	0.11	0.00	100
	S30EM002	6" GRIZZLY SCREEN	SCREENING & CRUSHING PLANTS, STATIC GRIZZLY SINGLE SCREEN, 14'W X 9'D, SQUARE TUBING WITH 6" SPACES			$21,548	3.75	1.22	1.94	0.25	0.00	200
	S30EM003	PORTABLE WASH PLANT	SCREENING & CRUSHING PLANTS, TRAILER MOUNTED WASH PLANT, 36" X 25' SINGLE SCREW FINE MATERIAL WASHER (WIRE SCREEN CLOTH), SPRAY SYSTEM, DISCHARGE CHUTES			$181,664	31.69	10.07	15.91	2.11	0.00	400

Table 2-1
Hourly Equipment Ownership and Operating Expense

CAT	REGION 3 ID.NO.	MODEL	EQUIPMENT DESCRIPTION	ENGINE HORSEPOWER AND FUEL TYPE MAIN	CARRIER	VALUE (TEV) 2015 ($)	TOTAL HOURLY RATES ($/HR) AVERAGE	STANDBY	ADJUSTABLE ELEMENTS DEPR	FCCM	FUEL	CWT
	KPI-JCI											
	S30KJ061	7110-40P	SCREENING & CRUSHING PLANTS, 10' WIDE X 40' LONG CLASSIFYING TANK WITH FEED BOX, OVERFLOW COLLECTING FLUME AND ADJUSTABLE OVERFLOW WEIR BOARDS, WALKWAY, COLLECTING FLUME WITH DISCHARGE BOX, WINDOWS BASED CONTROL SYSTEM	10 HP E		$453,342	77.71	25.09	39.65	5.26	0.63	527
	S30KJ048	616 E-3	SCREENING & CRUSHING PLANTS, SCREENING PLANT, 6' X 16', VIBRATORY SLOPE TRIPLE DECK SCREENS, W/HOPPER/ 36" X 28.5' FEEDER CONVEYOR/ 48" X27' UNDER SCREEN CONVEYOR/ & 24" X 20' SIDE DELIVERY CONVEYOR, TRAILER MTD	85 HP E		$234,543	47.20	12.93	20.41	2.72	5.36	280
	S30KJ049	620 E-3	SCREENING & CRUSHING PLANTS, SCREENING PLANT, 6' X 20' VIBRATORY SLOPE TRIPLE DECK SCREENS, W/HOPPER/ 42" X 34' FEEDER CONVEYOR/ 60" X 25' UNDER SCREEN CONVEYOR/ & 30" X 15' SIDE DELIVERY CONVEYOR, TRAILER MTD	90 HP E		$277,540	53.23	14.82	23.19	3.22	5.67	355
	S30KJ050	1822P	SCREENING & CRUSHING PLANTS, WASHING/SCREENING PLANT, 6' X 16' TRIPLE DECK INCLINE SCREEN WITH SPRAY BARS, CHUTEWORK AND FINES COLLECTION, 5036-25 TWIN SAND PREP, TANDEM AXLE PORTABLE CHASSIS	40 HP E		$448,933	81.74	25.20	39.97	5.21	2.52	530

Table 2-1
Hourly Equipment Ownership and Operating Expense

CAT	ID.NO.	MODEL	REGION 3 EQUIPMENT DESCRIPTION	ENGINE HORSEPOWER AND FUEL TYPE MAIN	CARRIER	VALUE (TEV) 2015 ($)	TOTAL HOURLY RATES ($/HR) AVERAGE	STANDBY	ADJUSTABLE ELEMENTS DEPR	FCCM	FUEL	CWT
S30			***KPI-JCI (continued)***									
	S30KJ051	1830P	SCREENING & CRUSHING PLANTS, WASHING/SCREENING PLANT, 6' X 20' TRIPLE DECK INCLINE SCREEN WITH SPRAY BARS, CHUTEWORK AND FINES COLLECTION, 5044-32 TWIN SAND PREP, TRIPLE AXLE PORTABLE CHASSIS	40 HP E		$554,027	100.05	31.02	49.20	6.42	2.52	752
	S30KJ052	7208-32 S/P	SCREENING & CRUSHING PLANTS, CLASSIFYING PLANT, 8'W X 32'L TANK WITH FEED BOX, OVERFLOW COLLECTING FLUME AND ADJUSTABLE OVERFLOW WEIR BOARDS, WALKWAY, COLLECTING FLUME WITH DISCHARGE BOX, SPEC-SELECT WBSM CONTROL AND MONITORING SYSTEM	3 HP E		$515,779	89.91	29.19	46.42	5.98	0.19	423
	METSO MINERALS											
	S30RA002	ST2.4	MOBILE SCREENING PLANT, 2 DECKS, 6.6 CY HOPPER, 5'X12' SCREENS, 3 DISCHARGE CONVEYORS	102 HP D-off		$214,392	45.63	12.14	19.30	2.49	7.56	584
	S30RA004	ST3.8	MOBILE SCREENING PLANT, 2 DECKS, 9.6 CY HOPPER, 18' X 5' SCREENS, 3 DISCHARGE CONVEYORS	142 HP D-off		$297,828	63.38	16.85	26.80	3.45	10.52	620
S35	**SNOW REMOVAL EQUIPMENT**											
	SUBCATEGORY 0.00		**SNOW REMOVAL EQUIPMENT**									
	WAUSAU											
	S35WA001	EX1270	SNOW REMOVAL EQUIPMENT, SNOW PLOW, REVERSIBLE, 10' CUTTING WIDTH (ADD DUMP TRUCK)			$16,058	3.26	1.01	1.61	0.20	0.00	24

Table 2-1
Hourly Equipment Ownership and Operating Expense

CAT	ID.NO.	MODEL	REGION 3 EQUIPMENT DESCRIPTION	ENGINE HORSEPOWER AND FUEL TYPE MAIN	CARRIER	VALUE (TEV) 2015 ($)	TOTAL HOURLY RATES ($/HR) AVERAGE	STANDBY	ADJUSTABLE ELEMENTS DEPR	FCCM	FUEL	CWT
S35			***WAUSAU (continued)***									
	S35WA002	MP BLOWER	SNOW REMOVAL EQUIPMENT, LOADER MOUNTED SNOW BLOWER, 114" CUTTING WIDTH, 1800 TPH (ADD 3-3.5 CY FRONT END WHEEL LOADER)	300 HP D-off		$163,761	57.82	10.27	16.38	2.08	22.23	100
	S35WA003	TOMCAT PLOW	SNOW REMOVAL EQUIPMENT, RUNWAY SNOW PLOW, 24' WIDE, 20' CUTTING WIDTH, 6' DISCHARGE HEIGHT, REVERSIBLE (ADD 50+ KGVW TRUCK)			$104,891	21.29	6.58	10.49	1.33	0.00	90
	S35WA004	TU3 BLOWER	SNOW REMOVAL EQUIPMENT, TRUCK MOUNTED SNOW BLOWER, 102" CUTTING WIDTH, 2500 TPH (ADD 45K GVW TRUCK)	425 HP D-off		$280,767	91.81	17.60	28.08	3.56	31.49	140
	S35WA005	HSS 2658	SNOW REMOVAL EQUIPMENT, SNOW PLOW, 1-WAY 9.67' CUTTING WIDTH (ADD DUMP TRUCK)			$12,643	2.56	0.79	1.26	0.16	0.00	25
	S35WA006	VX58100 V PLOW	SNOW REMOVAL EQUIPMENT, SNOW PLOW, V PLOW, 10' CUTTING WIDTH (ADD DUMP TRUCK)			$18,200	3.69	1.14	1.82	0.23	0.00	31
S40	**SOIL & ROAD STABILIZERS**											
	SUBCATEGORY 0.00		**SOIL & ROAD STABILIZERS**									
	BOMAG											
	S40BO001	RS446	SOIL & ROAD STABILIZER, 20" DEEP X 96" WIDE HYDROSTATIC RECLAIMER/SOIL STABILIZER, 4X2	415 HP D-off		$682,727	157.19	34.76	52.58	8.47	33.72	564
	S40BO002	MPH-364 R-2	SOIL & ROAD STABILIZER, 12" DEEP X 9.6' WIDE, HYDROSTATIC RECLAIMER/ SOIL STABILIZER, 4X2	360 HP D-off		$471,247	111.28	24.36	37.04	5.84	29.25	390

Table 2-1
Hourly Equipment Ownership and Operating Expense

CAT	REGION 3 ID.NO.	MODEL	EQUIPMENT DESCRIPTION	ENGINE HORSEPOWER AND FUEL TYPE MAIN	CARRIER	VALUE (TEV) 2015 ($)	TOTAL HOURLY RATES ($/HR) AVERAGE	STANDBY	ADJUSTABLE ELEMENTS DEPR	FCCM	FUEL	CWT
	CATERPILLAR INC. (MACHINE DIVISION)											
	S40CA003	RM-300	SOIL & ROAD STABILIZER, 20" DEEP X 96" WIDE, HYDROSTATIC ROAD RECLAIMER/ SOIL STABILIZER, 4X4	354 HP D-off		$507,920	116.65	26.16	39.72	6.30	28.77	518
	S40CA004	RM-500	SOIL & ROAD STABILIZER, 20" DEEP X 96" WIDE, HYDROSTATIC ROAD RECLAIMER/ SOIL STABILIZER, 4X4	548 HP D-off		$837,199	190.82	42.95	65.14	10.38	44.53	599
S45	**SPLITTERS, ROCK & CONCRETE**											
	SUBCATEGORY 0.00		**SPLITTERS, ROCK & CONCRETE**									
	ELCO											
	S45DA004	SIZE 2 W/ GAS POWER	HYDRAULIC SPLITTER, ROCK & CONCRETE, 220 TON SPLITTING FORCE, SIZE 2, 1.19" DIA X 12" DEEP HOLE REQ'D	4 HP G		$17,003	5.68	1.36	2.27	0.22	0.56	1
	S45DA005	SIZE 9 W/ GAS POWER	HYDRAULIC SPLITTER, ROCK & CONCRETE, 220 TON SPLITTING FORCE, SIZE 9, 1.75" DIA X 18" DEEP HOLE REQ'D	4 HP G		$18,520	6.12	1.48	2.47	0.24	0.56	1
	S45DA007	SIZE 12 W/ GAS POWER	HYDRAULIC SPLITTER, ROCK & CONCRETE, 385 TON SPLITTING FORCE, SIZE 12, 1.75" DIA X 26" DEEP HOLE REQ'D	4 HP G		$20,624	6.75	1.65	2.75	0.27	0.56	1
T10	**TRACTOR BLADES & ATTACHMENTS (including agricultural)**											
	SUBCATEGORY 0.00		**TRACTOR BLADES & ATTACHMENTS (ncluding agricultural)**									
	CATERPILLAR INC. (MACHINE DIVISION)											
	T10CA001	D3 ACCUGRADE BLADE	TRACTOR ATTACHMENTS, BLADE, LGP, ACCUGRADE, HYDRAULIC, 2.17 CY (ADD D3 TRACTOR)			$14,623	2.48	0.77	1.17	0.18	0.00	15

Table 2-1
Hourly Equipment Ownership and Operating Expense

CAT	ID.NO.	MODEL	REGION 3 EQUIPMENT DESCRIPTION	ENGINE HORSEPOWER AND FUEL TYPE MAIN	CARRIER	VALUE (TEV) 2015 ($)	TOTAL HOURLY RATES ($/HR) AVERAGE	STANDBY	ADJUSTABLE ELEMENTS DEPR	FCCM	FUEL	CWT
T10			***CATERPILLAR INC. (MACHINE DIVISION) (continued)***									
	T10CA002	D3-PA40	TRACTOR ATTACHMENTS, POWER WINCH, W/250' CABLE, FOR D3 (ADD D3 TRACTOR)			$26,172	4.38	1.37	2.09	0.32	0.00	21
	T10CA004	D4 ACCUGRADE BLADE	TRACTOR ATTACHMENTS, BLADE, LGP, ACCUGRADE, HYDRAULIC, 2.59 CY (ADD D4 TRACTOR)			$11,657	1.99	0.61	0.93	0.14	0.00	16
	T10CA005	D4-PA40	TRACTOR ATTACHMENTS, POWER WINCH, W/250' CABLE, FOR D4 (ADD D4 TRACTOR)			$26,172	4.38	1.37	2.09	0.32	0.00	21
	T10CA007	D5 ACCUGRADE BLADE	TRACTOR ATTACHMENTS, BLADE, ACCUGRADE, HYDRAULIC, 2.86 CY (ADD D5 TRACTOR)			$11,928	2.04	0.63	0.95	0.15	0.00	18
	T10CA008	D5-PA40	TRACTOR ATTACHMENTS, POWER WINCH, FOR D5 (ADD D5 TRACTOR)			$26,234	4.40	1.38	2.10	0.33	0.00	26
	T10CA009	D6 SU BLADE XL	TRACTOR ATTACHMENTS, BLADE, SEMI-UNIVERSAL, HYDRAULIC, 7.26 CY (ADD D6 TRACTOR)			$25,098	4.21	1.32	2.01	0.31	0.00	57
	T10CA010	D6 VPAT BLADE	TRACTOR ATTACHMENTS, BLADE, POWER ANGLE, HYDRAULIC, 6.07 CY (ADD D6 TRACTOR)			$42,585	7.09	2.24	3.41	0.53	0.00	37
	T10CA011	D6-PA56 WINCH	TRACTOR ATTACHMENTS, POWER WINCH, W/CABLE, FOR D6 (ADD D6 TRACTOR)			$50,128	8.32	2.63	4.01	0.62	0.00	27
	T10CA012	D7 STRAIGHT BLADE	TRACTOR ATTACHMENTS, BLADE, STRAIGHT, HYDRAULIC, FOR D7, 6.75 CY (ADD D7 TRACTOR)			$37,257	6.21	1.95	2.98	0.46	0.00	77
	T10CA013	D7 UNIVERSAL BLADE	TRACTOR ATTACHMENTS, BLADE, UNIVERSAL, HYDRAULIC, FOR D7, 10.91 CY (ADD D7 TRACTOR)			$43,502	7.24	2.28	3.48	0.54	0.00	86

Table 2-1
Hourly Equipment Ownership and Operating Expense

CAT	ID.NO.	MODEL	REGION 3 EQUIPMENT DESCRIPTION	ENGINE HORSEPOWER AND FUEL TYPE MAIN	CARRIER	VALUE (TEV) 2015 ($)	TOTAL HOURLY RATES ($/HR) AVERAGE	STANDBY	ADJUSTABLE ELEMENTS DEPR	FCCM	FUEL	CWT
T10			***CATERPILLAR INC. (MACHINE DIVISION) (continued)***									
	T10CA014	D7 ANGLE BLADE	TRACTOR ATTACHMENTS, BLADE, POWER ANGLE, HYDRAULIC, FOR D7, 6.74 CY (ADD D7 TRACTOR)			$40,135	6.68	2.11	3.21	0.50	0.00	78
	T10CA015	D7 PA90 POWER WINCH	TRACTOR ATTACHMENTS, POWER WINCH, VARIABLE SPEED (ADD D7 TRACTOR)			$61,402	10.20	3.22	4.91	0.76	0.00	5
	T10CA016	D8-SU	TRACTOR ATTACHMENTS, BLADE, STRAIGHT, HYDRAULIC, FOR D8, 6.09 CY (ADD D8 TRACTOR)			$42,312	7.07	2.21	3.38	0.52	0.00	107
	T10CA017	D8-U	TRACTOR ATTACHMENTS, BLADE, UNIVERSAL, HYDRAULIC, FOR D8, 15.30 CY (ADD D8 TRACTOR)			$37,510	6.30	1.97	3.00	0.47	0.00	124
	T10CA018	D8-A	TRACTOR ATTACHMENTS, BLADE, POWER ANGLE, HYDRAULIC, FOR D8, 6.09 CY (ADD D8 TRACTOR)			$19,942	3.42	1.05	1.60	0.25	0.00	123
	T10CA020	D8, PA140VS WINCH	TRACTOR ATTACHMENTS, POWER WINCH, (ADD D8 TRACTOR)			$78,949	13.14	4.14	6.32	0.98	0.00	46
	T10CA021	D9-SU	TRACTOR ATTACHMENTS, BLADE, SEMI-U, LANDFILL, HYDRAULIC, FOR D9, 17.70 CY (ADD D9 TRACTOR)			$56,106	9.43	2.95	4.49	0.70	0.00	143
	T10CA022	D9-U	TRACTOR ATTACHMENTS, BLADE, UNIVERSAL, HYDRAULIC, FOR D9, 21.40 CY (ADD D9 TRACTOR)			$49,416	8.31	2.59	3.95	0.61	0.00	137
	T10CA023	D9, PA140VS WINCH	TRACTOR ATTACHMENTS, POWER WINCH, W/CABLE, FOR D9 (ADD D9 TRACTOR)			$110,162	18.32	5.78	8.81	1.37	0.00	6
	T10CA024	D10-SU ABRASION	TRACTOR ATTACHMENTS, BLADE, SEMI-U, HYDRAULIC, FOR D10, 24.20 CY (ADD D10 TRACTOR)			$72,280	12.17	3.79	5.78	0.90	0.00	357

Table 2-1
Hourly Equipment Ownership and Operating Expense

CAT	ID.NO.	MODEL	REGION 3 EQUIPMENT DESCRIPTION	ENGINE HORSEPOWER AND FUEL TYPE MAIN	CARRIER	VALUE (TEV) 2015 ($)	TOTAL HOURLY RATES ($/HR) AVERAGE	STANDBY	ADJUSTABLE ELEMENTS DEPR	FCCM	FUEL	CWT
T10			***CATERPILLAR INC. (MACHINE DIVISION) (continued)***									
	T10CA025	D10-U ABRASION	TRACTOR ATTACHMENTS, BLADE, UNIVERSAL, HYDRAULIC, FOR D10, 28.70 CY (ADD D10 TRACTOR)			$83,808	14.07	4.39	6.70	1.04	0.00	251
	T10CA026	D11-SU	TRACTOR ATTACHMENTS, BLADE, STRAIGHT, HYDRAULIC, FOR D11, 35.50 CY (ADD D11 TRACTOR)			$99,297	16.73	5.20	7.94	1.23	0.00	367
	T10CA027	D11-U	TRACTOR ATTACHMENTS, BLADE, UNIVERSAL, HYDRAULIC, FOR D11, 45.00 CY (ADD D11 TRACTOR)			$119,794	20.13	6.28	9.58	1.49	0.00	423
	JOHN DEERE											
	T10JD001	915 V-RIPPER	TRACTOR ATTACHMENTS, DEEP TILLER, 5x7 V SHAPED, 175" WIDE, 7 SHANKS (ADD 200HP TRACTOR W/PTO)			$18,331	3.17	0.94	1.41	0.23	0.00	17
T15	**TRACTORS, CRAWLER (DOZER) (includes blade)**											
	SUBCATEGORY 0.01		**0 THRU 225 HP**									
	CATERPILLAR INC. (MACHINE DIVISION)											
	T15CA002	D3K2 LGP	TRACTOR, CRAWLER (DOZER), 80 HP, LOW GROUND PRESSURE, W/2.0 CY STRAIGHT BLADE (ADD ATTACHMENTS)	80 HP D-off		$124,899	30.16	6.02	8.74	1.65	6.50	184
	T15CA020	D4K2 XL	TRACTOR, CRAWLER (DOZER), 92 HP, W/2.18 CY STRAIGHT BLADE (ADD ATTACHMENTS)	92 HP D-off		$135,265	33.15	6.52	9.47	1.78	7.48	181
	T15CA005	D4K2 LGP	TRACTOR, CRAWLER (DOZER), 92 HP, LOW GROUND PRESSURE, W/2.42 CY STRAIGHT BLADE (ADD ATTACHMENTS)	92 HP D-off		$143,231	34.61	6.91	10.03	1.89	7.48	187

Table 2-1
Hourly Equipment Ownership and Operating Expense

CAT	ID.NO.	MODEL	REGION 3 EQUIPMENT DESCRIPTION	ENGINE HORSEPOWER AND FUEL TYPE MAIN	CARRIER	VALUE (TEV) 2015 ($)	TOTAL HOURLY RATES ($/HR) AVERAGE	STANDBY	ADJUSTABLE ELEMENTS DEPR	FCCM	FUEL	CWT
T15			***CATERPILLAR INC. (MACHINE DIVISION) (continued)***									
	T15CA022	D5K2 LGP	TRACTOR, CRAWLER (DOZER), 104 HP, LOW GROUND PRESSURE, W/3.06 CY POWER ANGLE BLADE (ADD ATTACHMENTS)	104 HP D-off		$194,273	45.01	9.36	13.60	2.56	8.45	210
	T15CA024	D5K2 XL	TRACTOR, CRAWLER (DOZER), 104 HP, W/2.86 CY STRAIGHT BLADE (ADD ATTACHMENTS)	104 HP D-off		$182,426	42.86	8.80	12.77	2.41	8.45	203
	T15CA008	D6N XL	TRACTOR, CRAWLER (DOZER), 150 HP, W/5.60 CY SEMI-U BLADE (ADD ATTACHMENTS)	150 HP D-off		$363,341	80.08	17.51	25.43	4.79	12.19	421
	T15CA023	D6T XL	TRACTOR, CRAWLER (DOZER), 241 HP, W/7.26 CY SEMI-U BLADE (ADD ATTACHMENTS)	241 HP D-off		$450,508	104.38	21.71	31.54	5.94	19.58	463
	T15CA009	D6T XW	TRACTOR, CRAWLER (DOZER), 241 HP, W/6.57 CY VPAT BLADE	241 HP D-off		$470,249	107.97	22.66	32.92	6.20	19.58	459
	T15CA011	D6T LGP	TRACTOR, CRAWLER (DOZER), 241 HP, LOW GROUND PRESSURE, W/6.57 CY VPAT BLADE (ADD ATTACHMENTS)	241 HP D-off		$490,537	111.67	23.64	34.34	6.47	19.58	437
	CASE CORPORATION											
	T15CS008	1150M	TRACTOR, CRAWLER (DOZER), 138 HP, 3.75 CY UNIVERSAL BLADE, REAR RIPPER	138 HP D-off		$237,733	56.08	11.46	16.64	3.14	11.21	311
	T15CS001	650L	TRACTOR, CRAWLER (DOZER) 80 HP, HYDROSTATIC, W/1.7 CY STRAIGHT BLADE (ADD ATTACHMENTS	81 HP D-off		$123,712	29.98	5.96	8.66	1.63	6.54	163
	T15CS016	750M	TRACTOR, CRAWLER (DOZER), 92 HP, W/ 124" WIDE 2.22 CY STRAIGHT BLADE (ADD ATTACHMENTS)	92 HP D-off		$162,576	38.13	7.83	11.38	2.14	7.48	201

Table 2-1
Hourly Equipment Ownership and Operating Expense

CAT	ID.NO.	MODEL	REGION 3 EQUIPMENT DESCRIPTION	ENGINE HORSEPOWER AND FUEL TYPE MAIN	CARRIER	VALUE (TEV) 2015 ($)	TOTAL HOURLY RATES ($/HR) AVERAGE	STANDBY	ADJUSTABLE ELEMENTS DEPR	FCCM	FUEL	CWT
T15			***CASE CORPORATION (continued)***									
	T15CS017	850M	TRACTOR, CRAWLER (DOZER), 112 HP, W/ 124" WIDE 2.62 CY STRAIGHT BLADE (ADD ATTACHMENTS)	112 HP D-off		$177,547	42.70	8.56	12.43	2.34	9.10	220
	T15CS019	1650M	TRACTOR, CRAWLER (DOZER), 150 HP, W/ 157" WIDE 5.22 CY STRAIGHT BLADE (ADD ATTACHMENTS)	150 HP D-off		$333,925	74.72	16.10	23.37	4.41	12.19	398
	T15CS020	2050M	TRACTOR, CRAWLER (DOZER), 214 HP, W/ 135" WIDE 7.29 CY STRAIGHT BLADE (ADD ATTACHMENTS)	214 HP D-off		$419,341	96.20	20.21	29.35	5.53	17.39	454
	IRON DIRECT											
	T15ID001	SD10YE	TRACTOR, CRAWLER (DOZER), 99 HP, 9.5' BLADE WIDTH, 3.3' BLADE HEIGHT	99 HP D-off		$125,098	31.94	6.03	8.76	1.65	8.04	203
	T15ID002	SD16-3	TRACTOR, CRAWLER (DOZER), 161 HP, 11.1' BLADE WIDTH, 3.75' BLADE HEIGHT	161 HP D-off		$180,723	47.80	8.71	12.65	2.38	13.08	406
	JOHN DEERE											
	T15JD005	450J LT	TRACTOR, CRAWLER (DOZER), 70 HP, HYDROSTATIC, W/2.00 CY ANGLE BLADE (ADD ATTACHMENTS)	70 HP D-off		$107,883	26.12	5.20	7.55	1.42	5.69	155
	T15JD006	450J LGP	TRACTOR, CRAWLER (DOZER), 70 HP, HYDROSTATIC, LOW GROUND PRESSURE, W/2.15 CY ANGLE BLADE (ADD ATTACHMENTS)	70 HP D-off		$108,006	26.14	5.20	7.56	1.42	5.69	165
	T15JD007	650K	TRACTOR, CRAWLER (DOZER), 101 HP, HYDROSTATIC, W/2.60 CY POWER ANGLE TILT (PAT) BLADE (ADD ATTACHMENTS)	101 HP D-off		$153,346	37.28	7.39	10.73	2.02	8.21	185

Table 2-1
Hourly Equipment Ownership and Operating Expense

CAT	ID.NO.	MODEL	REGION 3 EQUIPMENT DESCRIPTION	ENGINE HORSEPOWER AND FUEL TYPE MAIN	CARRIER	VALUE (TEV) 2015 ($)	TOTAL HOURLY RATES ($/HR) AVERAGE	STANDBY	ADJUSTABLE ELEMENTS DEPR	FCCM	FUEL	CWT
T15			***JOHN DEERE (continued)***									
	T15JD008	750K XLT	TRACTOR, CRAWLER (DOZER), 155 HP, HYDROSTATIC, W/5.60 CY POWER ANGLE TILT (PAT) BLADE (ADD ATTACHMENTS)	155 HP D-off		$266,862	62.97	12.86	18.68	3.52	12.60	317
	T15JD009	750K LGP	TRACTOR, CRAWLER (DOZER), 165 HP, HYDROSTATIC, LOW GROUND PRESSURE, W/4.84 CY POWER ANGLE TILT (PAT) BLADE (ADD ATTACHMENTS)	165 HP D-off		$267,219	63.96	12.89	18.71	3.53	13.41	365
	T15JD010	850K XLT	TRACTOR, CRAWLER (DOZER), 187 HP, HYDROSTATIC, W/7.44 CY SEMI-U POWER ANGLE TILT (PAT) BLADE (ADD ATTACHMENTS)	187 HP D-off		$337,094	78.73	16.25	23.60	4.45	15.20	404
	T15JD011	850K LGP	TRACTOR, CRAWLER (DOZER), 205 HP, HYDROSTATIC LOW GROUND PRESSURE, W/7.14 CY SEMI-U POWER ANGLE TITLE (PAT) BLADE (ADD ATTACHMENTS)	205 HP D-off		$337,198	80.40	16.25	23.60	4.45	16.66	420
	SUBCATEGORY 0.02		**226 HP THRU 425 HP**									
	CATERPILLAR INC. (MACHINE DIVISION)											
	T15CA012	D7E	TRACTOR, CRAWLER (DOZER), 251 HP, W/8.98 CY SEMI-U BLADE (ADD ATTACHMENTS)	251 HP D-off		$707,093	135.04	30.12	42.43	8.90	20.40	574
	T15CA014	D7E LGP	TRACTOR, CRAWLER (DOZER), 251 HP, LOW GROUND PRESSURE, W/7.70 CY STRAIGHT BLADE (ADD ATTACHMENTS)	251 HP D-off		$701,653	134.17	29.88	42.10	8.83	20.40	629
	T15CA016	D8T	TRACTOR, CRAWLER (DOZER), 333 HP, W/11.4 CY SEMI-U BLADE (ADD ATTACHMENTS)	333 HP D-off		$973,770	184.83	41.48	58.43	12.26	27.06	672

Table 2-1
Hourly Equipment Ownership and Operating Expense

CAT	ID.NO.	MODEL	REGION 3 EQUIPMENT DESCRIPTION	ENGINE HORSEPOWER AND FUEL TYPE MAIN	CARRIER	VALUE (TEV) 2015 ($)	TOTAL HOURLY RATES ($/HR) AVERAGE	STANDBY	ADJUSTABLE ELEMENTS DEPR	FCCM	FUEL	CWT
T15			***CATERPILLAR INC. (MACHINE DIVISION) (continued)***									
	T15CA017	D9T	TRACTOR, CRAWLER (DOZER), 436 HP, W/17.7 CY SEMI-U BLADE (ADD ATTACHMENTS)	436 HP D-off		$1,061,308	208.00	45.20	63.68	13.36	35.43	801
	IRON DIRECT											
	T15ID003	SD32DQ	TRACTOR, CRAWLER (DOZER), 345 HP, 13.6' BLADE WIDTH, 5.6' BLADE HEIGHT	345 HP D-off		$432,409	99.77	18.41	25.94	5.44	28.03	820
	KOMATSU AMERICA INTERNATIONAL COMPANY											
	T15KM008	D155AX-8	TRACTOR, CRAWLER (DOZER), 354 HP, POWERSHIFT, W/15.6 CY FULL-U BLADE	354 HP D-off		$831,285	164.06	35.41	49.88	10.47	28.77	893
	SUBCATEGORY 0.03		**OVER 425 HP**									
	CATERPILLAR INC. (MACHINE DIVISION)											
	T15CA018	D10T2	TRACTOR, CRAWLER (DOZER), 600 HP, POWERSHIFT, W/24.2 CY SEMI-U BLADE (ADD ATTACHMENTS)	600 HP D-off		$1,379,033	233.55	53.37	73.55	16.59	41.59	1,098
	T15CA019	D11T	TRACTOR, CRAWLER (DOZER), 850 HP, POWERSHIFT, W/35.7 CY SEMI-U BLADE (ADD ATTACHMENTS)	850 HP D-off		$2,504,526	406.55	96.91	133.57	30.12	58.91	827

Table 2-1
Hourly Equipment Ownership and Operating Expense

CAT	ID.NO.	MODEL	REGION 3 EQUIPMENT DESCRIPTION	ENGINE HORSEPOWER AND FUEL TYPE MAIN	ENGINE HORSEPOWER AND FUEL TYPE CARRIER	VALUE (TEV) 2015 ($)	TOTAL HOURLY RATES ($/HR) AVERAGE	TOTAL HOURLY RATES ($/HR) STANDBY	ADJUSTABLE ELEMENTS DEPR	ADJUSTABLE ELEMENTS FCCM	ADJUSTABLE ELEMENTS FUEL	CWT
T20 TRACTORS, WHEEL TYPE (DOZER)												
	SUBCATEGORY 0.00		**TRACTORS, WHEEL TYPE (DOZER)**									
	CATERPILLAR INC. (MACHINE DIVISION)											
	T20CA001	814F2	TRACTOR, WHEEL (DOZER), 240 HP, ARTICULATING, 4X4, W/3.77 CY STRAIGHT BLADE	232 HP D-off		$575,714	88.29	23.66	33.90	6.71	16.08	479
	T20CA002	824K	TRACTOR, WHEEL (DOZER), 339 HP, ARTICULATING, 4X4, W/6.70 CY STRAIGHT BLADE	435 HP D-off		$914,609	148.55	37.29	53.26	10.66	30.15	750
	T20CA003	834K	TRACTOR, WHEEL (DOZER), 496 HP, ARTICULATING, 4X4, W/10.33 CY STRAIGHT BLADE	496 HP D-off		$1,269,414	206.24	50.99	72.39	14.79	34.38	1,154
T25 TRACTORS, AGRICULTURAL												
	SUBCATEGORY 0.10		**CRAWLER**									
	JOHN DEERE											
	T25JD001	8320RT	TRACTOR, AGRICULTURAL, CRAWLER-RUBBER TRACK, 320 HP, 3 POINT HITCH	320 HP D-off		$350,543	88.12	19.10	29.80	4.20	23.71	345
	T25JD002	8345RT	TRACTOR, AGRICULTURAL, CRAWLER-RUBBER TRACK, 345 HP, 3 POINT HITCH	345 HP D-off		$368,011	93.25	20.05	31.28	4.41	25.56	345
	T25JD003	8370RT	TRACTOR, AGRICULTURAL, CRAWLER-RUBBER TRACK, 370 HP, 3 POINT HITCH	370 HP D-off		$385,634	98.41	21.01	32.78	4.62	27.41	366

Table 2-1
Hourly Equipment Ownership and Operating Expense

CAT	REGION 3 ID.NO.	MODEL	EQUIPMENT DESCRIPTION	ENGINE HORSEPOWER AND FUEL TYPE MAIN	CARRIER	VALUE (TEV) 2015 ($)	TOTAL HOURLY RATES ($/HR) AVERAGE	STANDBY	ADJUSTABLE ELEMENTS DEPR	FCCM	FUEL	CWT
	SUBCATEGORY 0.20		**WHEEL**									
	JOHN DEERE											
	T25JD021	6115R	TRACTOR, AGRICULTURAL, WHEEL, 115 HP, 4X4, PTO, 3 POINT HITCH	115 HP D-off		$140,947	38.66	8.60	13.74	1.73	8.52	55
	T25JD022	6170R	TRACTOR, AGRICULTURAL, WHEEL, 170HP, 4X4, PTO, 3 POINT HITCH	170 HP D-off		$161,867	47.48	9.72	15.45	1.99	12.60	74
	T25JD023	8235R	TRACTOR, AGRICULTURAL, WHEEL, 235 HP, 4X4, PTO, 3 POINT HITCH	235 HP D-off		$248,132	70.51	15.42	24.73	3.05	17.41	272
	T25JD024	8285R	TRACTOR, AGRICULTURAL, WHEEL, 285 HP, 4X4, PTO, 3 POINT HITCH	285 HP D-off		$283,245	81.66	17.72	28.47	3.48	21.12	211
	T25JD025	9360R	TRACTOR, AGRICULTURAL, WHEEL, 360 HP, 4X4, PTO, 3 POINT HITCH	360 HP D-off		$325,952	98.87	19.46	30.89	4.01	26.67	329
	T25JD026	9460R	TRACTOR, AGRICULTURAL, WHEEL, 460 HP, 4X4, PTO, 3 POINT HITCH	460 HP D-off		$377,594	117.41	22.83	36.37	4.64	34.08	349
	T25JD027	5045D	TRACTOR, AGRICULTURAL, WHEEL, 45 HP, 4X2, PTO, 3 POINT HITCH	45 HP D-off		$19,858	7.89	1.16	1.84	0.24	3.33	42
	T25JD028	5055D	TRACTOR, AGRICULTURAL, WHEEL, 55 HP, 4X2, PTO, 3 POINT HITCH	55 HP D-off		$22,178	9.18	1.32	2.09	0.27	4.07	39
	T25JD029	5055D W/MX5 MOWER	TRACTOR, AGRICULTURAL, WHEEL, 55 HP, 4X2, PTO, 3 POINT HITCH, WITH 60" HEAVY DUTY ROTARY MOWER	55 HP D-off		$28,085	10.38	1.71	2.72	0.35	4.07	51
	T25JD030	5065E	TRACTOR, AGRICULTURAL, WHEEL, 65 HP, 4X2, PTO, 3 POINT HITCH	65 HP D-off		$24,600	10.50	1.48	2.35	0.30	4.82	27
	T25JD031	5083E	TRACTOR, AGRICULTURAL, WHEEL, 83 HP, 4X2, PTO, 3 POINT HITCH	83 HP D-off		$48,113	16.71	3.01	4.83	0.59	6.15	54
	T25JD032	5101E	TRACTOR, AGRICULTURAL, WHEEL, 101 HP, 4X2, PTO, 3 POINT HITCH	101 HP D-off		$51,914	19.69	2.91	4.53	0.64	7.48	73

Table 2-1
Hourly Equipment Ownership and Operating Expense

CAT	REGION 3 ID.NO.	MODEL	EQUIPMENT DESCRIPTION	ENGINE HORSEPOWER AND FUEL TYPE MAIN	CARRIER	VALUE (TEV) 2015 ($)	TOTAL HOURLY RATES ($/HR) AVERAGE	STANDBY	ADJUSTABLE ELEMENTS DEPR	FCCM	FUEL	CWT
T30 TRENCHERS, CHAIN TYPE CUTTER												
	SUBCATEGORY 0.00		**TRENCHERS, CHAIN TYPE CUTTER**									
	DITCH WITCH (THE CHARLES MACHINE WORKS)											
	T30DW001	RT125 QUAD	TRENCHER, CHAIN TYPE CUTTER, 93" MAX DEPTH X 24" MAX WIDTH, RIDE-ON, 4-CRAWLERS	121 HP D-off		$179,994	49.16	11.28	18.00	2.28	8.96	153
	T30DW019	C12	TRENCHER, CHAIN TYPE CUTTER, 24" MAX DEPTH X 3.5" - 6" WIDTH, WALK BEHIND, WHEELED	12 HP G		$11,899	4.60	0.73	1.16	0.15	1.80	15
	T30DW020	C16	TRENCHER, CHAIN TYPE CUTTER, 30" MAX DEPTH X 3.5"-6" WIDTH, WALK BEHIND, WHEELED	16 HP G		$11,505	5.17	0.71	1.12	0.15	2.40	15
	T30DW021	C16X	TRENCHER, CHAIN TYPE CUTTER, 36" MAX DEPTH X 3.5"-6" WIDTH, WALK BEHIND, CRAWLER	16 HP G		$12,824	5.44	0.80	1.28	0.16	2.40	19
	T30DW022	C30X	TRENCHER, CHAIN TYPE CUTTER, 48" MAX DEPTH X 3.5"-6" WIDTH, WALK BEHIND, CRAWLER	31 HP G		$16,969	8.85	1.07	1.70	0.22	4.65	21
	T30DW023	RT100	TRENCHER, CHAIN TYPE CUTTER, 94" MAX DEPTH X 24" WIDTH, RIDE-ON, 4X4	100 HP D-off		$138,921	38.95	7.96	12.39	1.76	7.41	89
	T30DW024	RT30	TRENCHER, CHAIN TYPE CUTTER, 42" MAX DEPTH X 4"-8" WIDTH, RIDE-ON, WHEELED, 4X4	25 HP D-off		$30,407	8.65	1.88	2.97	0.39	1.84	31
	T30DW025	RT45	TRENCHER, CHAIN TYPE CUTTER, 63" MAX DEPTH X 6"-12" WIDTH, RIDE-ON, 4X4	49 HP D-off		$55,400	16.10	3.44	5.48	0.70	3.62	54
	T30DW026	RT80	TRENCHER, CHAIN TYPE CUTTER, 93" MAX DEPTH X 24" WIDTH, RIDE-ON, 4X4	74 HP D-off		$110,224	30.22	6.71	10.61	1.40	5.48	77

Table 2-1
Hourly Equipment Ownership and Operating Expense

CAT	ID.NO.	MODEL	REGION 3 EQUIPMENT DESCRIPTION	ENGINE HORSEPOWER AND FUEL TYPE MAIN	CARRIER	VALUE (TEV) 2015 ($)	TOTAL HOURLY RATES ($/HR) AVERAGE	STANDBY	ADJUSTABLE ELEMENTS DEPR	FCCM	FUEL	CWT
T30			***DITCH WITCH (THE CHARLES MACHINE WORKS) (continued)***									
	T30DW016	RT55	TRENCHER, CHAIN TYPE CUTTER, 62" DEEP X 12" WIDE, 4X4 (W/BLADE)	60 HP D-off		$89,245	24.85	4.85	7.43	1.13	4.45	95
	T30DW017	RT80 QUAD	TRENCHER, CHAIN TYPE CUTTER, 62" DEEP X 12" WIDE, 4X4 (W/BLADE)	78 HP D-off		$157,432	41.19	9.12	14.24	2.00	5.78	69
	TESMEC USA, INC.											
	T30TM007	775	TRENCHER, CHAIN TYPE CUTTER, 4' DEEP X 12" WIDE, CRAWLER (W/CRUMBSHOE) SELF LEVEL, OFFSET	225 HP D-off		$712,360	173.78	44.66	71.24	9.04	16.67	381
	T30TM008	775	TRENCHER, CHAIN TYPE CUTTER, 6' DEEP X 18" WIDE, CRAWLER (W/CRUMBSHOE) SELF LEVEL, OFFSET	225 HP D-off		$731,933	178.04	45.88	73.19	9.28	16.67	381
	T30TM012	1150	TRENCHER, CHAIN TYPE CUTTER, 8' DEEP X 26" WIDE, CRAWLER (W/CRUMBSHOE)	440 HP D-off		$842,923	219.85	52.84	84.29	10.69	32.60	1,120
	T30TM014	1475	TRENCHER, CHAIN TYPE CUTTER, 10' DEEP X 26" WIDE, CRAWLER (W/CRUMBSHOE)	630 HP D-off		$1,537,279	386.84	96.37	153.73	19.50	46.68	2,061
	T30TM013	1475	TRENCHER, CHAIN TYPE CUTTER, 14' DEEP X 42" WIDE, CRAWLER (W/CRUMBSHOE)	630 HP D-off		$1,586,212	397.51	99.43	158.62	20.12	46.68	2,061
	T30TM015	1475	TRENCHER, CHAIN TYPE CUTTER, 16' DEEP X 42" WIDE, CRAWLER (W/CRUMBSHOE)	630 HP D-off		$1,635,145	408.17	102.50	163.51	20.74	46.68	2,061
	VERMEER MANUFACTURING CO.											
	T30VE008	T 555 III	TRENCHER, CHAIN TYPE CUTTER, 8' DEEP X 18" WIDE, CRAWLER, HYDROSTATIC	185 HP D-off		$346,726	90.77	21.74	34.67	4.40	13.71	225

Table 2-1
Hourly Equipment Ownership and Operating Expense

CAT	ID.NO.	MODEL	REGION 3 EQUIPMENT DESCRIPTION	ENGINE HORSEPOWER AND FUEL TYPE MAIN	CARRIER	VALUE (TEV) 2015 ($)	TOTAL HOURLY RATES ($/HR) AVERAGE	STANDBY	ADJUSTABLE ELEMENTS DEPR	FCCM	FUEL	CWT
T30			***VERMEER MANUFACTURING CO. (continued)***									
	T30VE009	T 655 III	TRENCHER, CHAIN TYPE CUTTER, 8' DEEP X 18" WIDE, CRAWLER, HYDROSTATIC	250 HP D-off		$400,188	107.75	25.09	40.02	5.08	18.52	500
	T30VE010	T 755 III	TRENCHER, CHAIN TYPE CUTTER, 10' DEEP X 18" WIDE, CRAWLER, HYDROSTATIC	275 HP D-off		$607,112	154.91	38.06	60.71	7.70	20.37	660
T35 TRENCHERS, WHEEL TYPE CUTTER												
	SUBCATEGORY 0.00		**TRENCHERS, WHEEL TYPE CUTTER**									
	PORT INDUSTRIES											
	T35PZ001	2620	TRENCHER, WHEEL TYPE CUTTER, 87" DEEP X 18"-32" WIDE, ROUND BUCKET, WHEELED	380 HP D-off		$488,570	137.59	29.81	47.21	6.20	28.15	500
	T35PZ002	2720	TRENCHER, WHEEL TYPE CUTTER, 87" DEEP X 18"-35" WIDE, ROUND BUCKET, WHEELED	430 HP D-off		$547,304	154.50	33.49	53.09	6.94	31.86	550
	T35PZ004	2820	TRENCHER, CRAWLER TYPE CUTTER, 108" DEEP X 26"-48" WIDE, ROUND BUCKET, CRAWLER	425 HP D-off		$706,976	189.00	44.32	70.70	8.97	31.49	820
T40 TRUCK OPTIONS												
	SUBCATEGORY 0.10		**CRANES / HOISTS, PERSONNEL & MATERIAL HANDLING**									
	AMCO VEBA											
	T40AV001	808N	TRUCK OPTIONS, CRANE, HYDRAULIC, 3-ARM ARTICULATING, 3.25 TON, 29' BOOM (ADD 21,000 GVW TRUCK & FLATBED)			$34,124	7.17	2.14	3.41	0.43	0.00	24

Table 2-1
Hourly Equipment Ownership and Operating Expense

CAT	ID.NO.	MODEL	REGION 3 EQUIPMENT DESCRIPTION	ENGINE HORSEPOWER AND FUEL TYPE MAIN	CARRIER	VALUE (TEV) 2015 ($)	TOTAL HOURLY RATES ($/HR) AVERAGE	STANDBY	ADJUSTABLE ELEMENTS DEPR	FCCM	FUEL	CWT
T40			***AMCO VEBA (continued)***									
	T40AV002	815	TRUCK OPTIONS, CRANE, HYDRAULIC, 3-ARM ARTICULATING, 5.6 TON, 33' BOOM (ADD 32,500 GVW TRUCK & FLATBED)			$43,488	9.07	2.73	4.35	0.55	0.00	32
	T40AV003	820	TRUCK OPTIONS, CRANE, HYDRAULIC, 3-ARM ARTICULATING, 9.4 TON, 33' BOOM (ADD 45,000 GVW TRUCK & FLATBED)			$59,875	12.40	3.76	5.99	0.76	0.00	32
	PALFINGER INC.											
	T40PA007	PK 22002-EH	TRUCK OPTIONS, CRANE, HYDRAULIC, 3-ARM ARTICULATING, 8.3 TON, 70' BOOM (ADD 30,000 GVW TRUCK & FLATBED)			$57,642	11.95	3.61	5.76	0.73	0.00	53
	T40PA001	PC 2700	TRUCK OPTIONS, CRANE, HYDRAULIC, 2-ARM ARTICULATING, 2.4 TON, 21' BOOM (ADD 25,000 GVW TRUCK & FLATBED)			$8,702	2.01	0.55	0.87	0.11	0.00	9
	T40PA002	PK 14002-EH	TRUCK OPTIONS, CRANE, HYDRAULIC, 3-ARM ARTICULATING, 6.2 TON, 62' BOOM (ADD 28,000 GVW TRUCK & FLATBED)			$45,657	9.51	2.87	4.57	0.58	0.00	40
	T40PA004	PK 30002	TRUCK OPTIONS, CRANE, HYDRAULIC, 3-ARM ARTICULATING, 10 TON, 69' BOOM (ADD 52,000 GVW TRUCK & FLATBED)			$60,897	12.62	3.82	6.09	0.77	0.00	64
	T40PA005	PK 50002-EH	TRUCK OPTIONS, CRANE, HYDRAULIC, 2-ARM ARTICULATING, 12.5 TON, 82' BOOM (ADD 60,000 GVW TRUCK & FLATBED)			$101,785	20.93	6.38	10.18	1.29	0.00	107
	T40PA006	PK 65002-SH	TRUCK OPTIONS, CRANE, HYDRAULIC, 2-ARM ARTICULATING, 22 TON, 82' BOOM (ADD 62,000 GVW TRUCK & FLATBED)			$128,367	26.33	8.05	12.84	1.63	0.00	126

Table 2-1
Hourly Equipment Ownership and Operating Expense

CAT	REGION 3 ID.NO.	MODEL	EQUIPMENT DESCRIPTION	ENGINE HORSEPOWER AND FUEL TYPE MAIN	CARRIER	VALUE (TEV) 2015 ($)	TOTAL HOURLY RATES ($/HR) AVERAGE	STANDBY	ADJUSTABLE ELEMENTS DEPR	FCCM	FUEL	CWT
	SUBCATEGORY 0.20		**DUMP BODY, REAR**									
	OX BODIES											
	T40OX001	MAVERICK	TRUCK OPTIONS, DUMP BODY, REAR, 10.0 CY, AIR GATE (W/HOIST) (ADD 35,000 GVW TRUCK)			$9,742	1.99	0.67	1.10	0.12	0.00	33
	T40OX002	MAVERICK	TRUCK OPTIONS, DUMP BODY, REAR, 8 CY, AIR GATE (W/HOIST) (ADD 30,000 GVW TRUCK)			$9,595	1.95	0.65	1.08	0.11	0.00	21
	T40OX003	STAMPEDE	TRUCK OPTIONS, DUMP BODY, REAR, 16 CY, AIR GATE (W/HOIST) (ADD 50,000 GVW TRUCK)			$17,973	3.65	1.22	2.02	0.21	0.00	35
	T40OX006	STAMPEDE	TRUCK OPTIONS, DUMP BODY, REAR, 20.0 CY, AIR GATE (W/HOIST) (ADD 50,000 GVW TRUCK)			$20,635	4.20	1.41	2.32	0.25	0.00	40
	SUBCATEGORY 0.30		**FLATBEDS, WITH SIDES**									
	KNAPHEIDE MANUFACTURING CO.											
	T40KF011	PVMXT-83C	TRUCK OPTIONS, FLATBED, W/40" SIDE RACKS, 8' X 8'			$5,879	1.06	0.37	0.59	0.07	0.00	11
	T40KF013	PVMXT-103C	TRUCK OPTIONS, FLATBED, W/40" SIDE RACKS, 8' X 10'			$6,232	1.12	0.39	0.62	0.08	0.00	14
	T40KF014	PVMXT-123C	TRUCK OPTIONS, FLATBED, W/40" SIDE RACKS, 8' X 12'			$7,028	1.27	0.44	0.70	0.09	0.00	16
	T40KF016	PVMXT-163C	TRUCK OPTIONS, FLATBED, W/40" SIDE RACKS, 8' X 16'			$8,803	1.59	0.55	0.88	0.11	0.00	16
	T40KF018	PVMXT-203C	TRUCK OPTIONS, FLATBED, W/40" SIDE RACKS, 8' X 20'			$10,633	1.91	0.66	1.06	0.13	0.00	18

Table 2-1
Hourly Equipment Ownership and Operating Expense

CAT	ID.NO.	MODEL	REGION 3 EQUIPMENT DESCRIPTION	ENGINE HORSEPOWER AND FUEL TYPE MAIN	CARRIER	VALUE (TEV) 2015 ($)	TOTAL HOURLY RATES ($/HR) AVERAGE	STANDBY	ADJUSTABLE ELEMENTS DEPR	FCCM	FUEL	CWT
T40			***KNAPHEIDE MANUFACTURING CO. (continued)***									
	T40KF020	PVMXT-243	TRUCK OPTIONS, FLATBED, W/40" SIDE RACKS, 8' X 24'			$12,442	2.24	0.78	1.24	0.16	0.00	20
	SUBCATEGORY 0.41		**HOIST, ELECTRIC DRIVE**									
	KNAPHEIDE MANUFACTURING CO.											
	T40KF021	KH-1416L	TRUCK OPTIONS, HOIST, ELECTRIC DRIVE, PTO, 10' TO 14', 7-16 TON			$4,139	0.89	0.26	0.41	0.05	0.00	6
	T40KF023	KH-1416-EE	TRUCK OPTIONS, HOIST, ELECTRIC DRIVE, 10' TO 14', 7-16 TON			$3,647	0.75	0.23	0.36	0.05	0.00	6
	T40KF024	KH-1627L-EE	TRUCK OPTIONS, HOIST, ELECTRIC DRIVE, 15' TO 20', 14-37 TON			$3,671	0.76	0.24	0.37	0.05	0.00	10
	T40KF022	KH-2538L	TRUCK OPTIONS, HOIST, ELECTRIC DRIVE, PTO, 20' TO 24', 20-45 TON			$8,616	1.75	0.54	0.86	0.11	0.00	15
	SUBCATEGORY 0.50		**TRANSIT MIXERS**									
	NO SPECIFIC MANUFACTURER											
	T40XX035	9CY MIXER	TRANSIT MIXER, 9 CY, HYDROSTATIC, (INCLUDES 66,000 GVW TRUCK)	380 HP D-on		$175,402	74.02	10.92	17.51	2.16	33.93	270
	T40XX036	10CY MIXER	TRANSIT MIXER, 10 CY, HYDROSTATIC, (INCLUDES 66,000 GVW TRUCK)	285 HP D-on		$185,328	66.46	11.56	18.56	2.28	25.44	274
	T40XX037	11CY MIXER	TRANSIT MIXER, 11 CY, HYDROSTATIC, (INCLUDES 70,000 GVW TRUCK)	410 HP D-on		$165,696	75.08	10.28	16.47	2.04	36.60	285
	T40XX038	12CY MIXER	TRANSIT MIXER, 12 CY, HYDROSTATIC, (INCLUDES 75,000 GVW TRUCK)	470 HP D-on		$210,608	89.79	13.30	21.42	2.59	41.96	295

Table 2-1
Hourly Equipment Ownership and Operating Expense

CAT	REGION 3 ID.NO.	MODEL	EQUIPMENT DESCRIPTION	ENGINE HORSEPOWER AND FUEL TYPE MAIN	CARRIER	VALUE (TEV) 2015 ($)	TOTAL HOURLY RATES ($/HR) AVERAGE	STANDBY	ADJUSTABLE ELEMENTS DEPR	FCCM	FUEL	CWT
	SUBCATEGORY 0.60		**WATER TANKS**									
	ROSCO, A LeeBoy COMPANY											
	T40RS001	DS 2000	TRUCK OPTIONS, WATER TANK, 2,000 GAL (ADD 28,000 GVW TRUCK)			$41,312	7.20	2.48	3.87	0.54	0.00	38
	T40RS002	DS 3000	TRUCK OPTIONS, WATER TANK, 3,000 GAL (ADD 40,000 GVW TRUCK)			$43,376	7.57	2.61	4.07	0.57	0.00	45
	T40RS003	DS 4000	TRUCK OPTIONS, WATER TANK, 4,000 GAL (ADD 50,000 GVW TRUCK)			$51,411	8.97	3.08	4.82	0.67	0.00	55
	SUBCATEGORY 0.70		**ALL OTHER OPTIONS**									
	ARROW-MASTER, INC.											
	T40AG001	1350T	TRUCK OPTIONS, GUILLOTINE CONCRETE BREAKER, W/8" DIA BREAKING TOOL AND CAB	74 HP D-off		$106,783	26.41	6.63	10.56	1.35	5.48	96
T45	**TRUCK TRAILERS**											
	SUBCATEGORY 0.10		**BOTTOM DUMP**									
	TRAIL KING INDUSTRIES, INC.											
	T45TT001	TK BD22-362	TRUCK TRAILER, BOTTOM DUMP, 22 CY, 36' - 3 AXLE, W/ TARP, CLAMSHELL (ADD TOWING TRUCK)			$44,687	8.11	2.31	3.58	0.52	0.00	122
	T45TT002	TK BD22-402	TRUCK TRAILER, BOTTOM DUMP, 22 CY, 40' - 2 AXLE, W/ TARP, CLAMSHELL (ADD TOWING TRUCK)			$41,143	7.52	2.11	3.26	0.48	0.00	126
	T45TT003	TK BD22-403	TRUCK TRAILER, BOTTOM DUMP, 22 CY, 40' - 2 AXLE, W/ TARP, CLAMSHELL (ADD TOWING TRUCK)			$45,510	8.25	2.36	3.66	0.53	0.00	146

Table 2-1
Hourly Equipment Ownership and Operating Expense

CAT	ID.NO.	MODEL	REGION 3 EQUIPMENT DESCRIPTION	ENGINE HORSEPOWER AND FUEL TYPE MAIN	CARRIER	VALUE (TEV) 2015 ($)	TOTAL HOURLY RATES ($/HR) AVERAGE	STANDBY	ADJUSTABLE ELEMENTS DEPR	FCCM	FUEL	CWT
T45			***TRAIL KING INDUSTRIES, INC. (continued)***									
	T45TT004	TK BD22-433	TRUCK TRAILER, BOTTOM DUMP, 22 CY, 43' - 3 AXLE, W/ TARP, CLAMSHELL (ADD TOWING TRUCK)			$46,600	8.63	2.31	3.54	0.54	0.00	149
	NO SPECIFIC MANUFACTURER											
	T45XX001	BD22.8	TRUCK TRAILER, BOTTOM DUMP, 22.8 CY, 27 TON (ADD TOWING TRUCK)			$32,182	6.15	1.60	2.46	0.37	0.00	122
	T45XX003	BD25-30	TRUCK TRAILER, BOTTOM DUMP, 25 CY, 30 TON (ADD TOWING TRUCK)			$50,708	9.20	2.65	4.12	0.59	0.00	136
	SUBCATEGORY 0.20		**END / SIDE DUMP**									
	CANCADE											
	T45C6003	29' TANDEM	TRUCK TRAILER, END DUMP, 25 CY, DOUBLE AXLE, (W/HOIST) (ADD TOWING TRUCK)			$51,463	9.12	2.69	4.18	0.60	0.00	150
	T45C6004	33' TRIDEM	TRUCK TRAILER, END DUMP, 30 CY, 36 TON, 32' - 2 AXLE (W/HOIST) (ADD TOWING TRUCK)			$58,930	10.54	3.00	4.63	0.68	0.00	172
	TRAIL KING INDUSTRIES, INC.											
	T45TT005	TK60SSD-402	TRUCK TRAILER, SIDE DUMP, 29 CY, 40' - 2 AXLE, W/ TARP (ADD TOWING TRUCK)			$42,065	7.21	2.17	3.35	0.49	0.00	143
	T45TT006	TK60SSD-403	TRUCK TRAILER, SIDE DUMP, 29 CY, 40' - 3 AXLE, W/ TARP (ADD TOWING TRUCK)			$46,049	8.06	2.28	3.49	0.53	0.00	143
	T45TT007	TK60SSD-433	TRUCK TRAILER, SIDE DUMP, 31 CY, 43' - 3 AXLE, W/ TARP (ADD TOWING TRUCK)			$47,113	8.23	2.34	3.58	0.55	0.00	164

Table 2-1
Hourly Equipment Ownership and Operating Expense

CAT	REGION 3 ID.NO.	MODEL	EQUIPMENT DESCRIPTION	ENGINE HORSEPOWER AND FUEL TYPE MAIN	CARRIER	VALUE (TEV) 2015 ($)	TOTAL HOURLY RATES ($/HR) AVERAGE	STANDBY	ADJUSTABLE ELEMENTS DEPR	FCCM	FUEL	CWT
	NO SPECIFIC MANUFACTURER											
	T45XX008	25CY END DUMP TRLR	TRUCK TRAILER, END DUMP, 25 CY, 30 TON (ADD TOWING TRUCK)			$35,134	6.50	1.77	2.72	0.41	0.00	147
	SUBCATEGORY 0.30		**PUP TRAILER**									
	CANCADE											
	T45C6001	14' PUP	TRUCK TRAILER, PUP TRAILER, 13 CY, 14', DOUBLE AXLE (W/HOIST) (ADD TOWING TRUCK)			$33,813	7.21	2.03	3.26	0.40	0.00	100
	T45C6002	17' PUP	TRUCK TRAILER, PUP TRAILER, 15 CY, 17', TRIPLE AXLE (W/HOIST) (ADD TOWING TRUCK)			$40,359	8.62	2.33	3.70	0.48	0.00	130
	NO SPECIFIC MANUFACTURER											
	T45XX009	8CY PUP	TRUCK TRAILER, PUP TRAILER, 10 CY, LONG TONGUE (ADD TOWING			$38,981	8.20	2.38	3.84	0.46	0.00	86
	T45XX010	15CY BELLY DUMP PUP	TRUCK TRAILER, PUP TRAILER, 15 CY, LONG TONGUE, BELLY DUMP (ADD TOWING TRUCK)			$75,215	15.18	4.83	7.85	0.90	0.00	130
	T45XX032	12CY PUP	TRUCK TRAILER, PUP TRAILER, 12 CY, 14.5 TON, 2 AXLE (ADD TOWING TRUCK)			$47,577	9.95	2.97	4.79	0.57	0.00	130
	SUBCATEGORY 0.41		**LOWBOY, RIGID NECK, DROP DECK**									
	EAGER BEAVER											
	T45EA006	35GSL-BR	TRUCK TRAILER, LOWBOY, 35 TON, 2 AXLE, DETATCHABLE GOOSENECK (ADD TOWING TRUCK)			$49,644	8.36	2.57	3.97	0.58	0.00	171

Table 2-1
Hourly Equipment Ownership and Operating Expense

CAT	ID.NO.	MODEL	REGION 3 EQUIPMENT DESCRIPTION	ENGINE HORSEPOWER AND FUEL TYPE MAIN	CARRIER	VALUE (TEV) 2015 ($)	TOTAL HOURLY RATES ($/HR) AVERAGE	STANDBY	ADJUSTABLE ELEMENTS DEPR	FCCM	FUEL	CWT
T45			***EAGER BEAVER (continued)***									
	T45EA007	50GSL-3	TRUCK TRAILER, LOWBOY, 50 TON, 3 AXLE , DETATCHABLE GOOSENECK (ADD TOWING TRUCK)			$61,003	10.32	3.09	4.75	0.71	0.00	205
	NO SPECIFIC MANUFACTURER											
	T45XX014	50T LOWBOY	TRUCK TRAILER, LOW BOY, 50 TON, 3 AXLE (ADD TOWING TRUCK)			$79,759	12.33	4.24	6.64	0.92	0.00	225
	T45XX011	LBY-25	TRUCK TRAILER, LOWBOY, 25 TON, 2 AXLE (ADD TOWING TRUCK)			$18,759	3.49	0.92	1.39	0.22	0.00	109
	T45XX013	LBY-35	TRUCK TRAILER, LOWBOY, 35 TON, 2 AXLE (ADD TOWING TRUCK)			$38,127	6.18	2.08	3.28	0.44	0.00	135
	T45XX015	LBY-40	TRUCK TRAILER, LOWBOY, 40 TON, 3 AXLE (ADD TOWING TRUCK)			$74,989	12.27	3.92	6.09	0.87	0.00	136
	T45XX016	LBY-55	TRUCK TRAILER, LOWBOY, 55 TON, 3 AXLE (ADD TOWING TRUCK)			$53,310	9.17	2.66	4.07	0.62	0.00	145
	T45XX017	LBY-60	TRUCK TRAILER, LOWBOY, 60 TON, 4 AXLE (ADD TOWING TRUCK)			$114,702	18.16	6.14	9.61	1.33	0.00	175
	T45XX018	LBY-65	TRUCK TRAILER, LOWBOY, 65 TON, 5 AXLE (ADD TOWING TRUCK)			$90,211	14.80	4.67	7.23	1.05	0.00	213
	T45XX020	80T LOWBOY TRAILER	TRUCK TRAILER, LOWBOY, 80 TON, 4 AXLE (ADD TOWING TRUCK)			$250,025	39.16	13.35	20.89	2.90	0.00	268
	T45XX023	120T LOWBOY TRAILER	TRUCK TRAILER, LOWBOY, 120 TON, 4 AXLE (ADD TOWING TRUCK)			$432,539	66.15	23.59	37.14	5.02	0.00	350

Table 2-1
Hourly Equipment Ownership and Operating Expense

CAT	REGION 3 ID.NO.	MODEL	EQUIPMENT DESCRIPTION	ENGINE HORSEPOWER AND FUEL TYPE MAIN	CARRIER	VALUE (TEV) 2015 ($)	TOTAL HOURLY RATES ($/HR) AVERAGE	STANDBY	ADJUSTABLE ELEMENTS DEPR	FCCM	FUEL	CWT
	SUBCATEGORY 0.50		**FLATBED TRAILER**									
	TRAIL KING INDUSTRIES, INC.											
	T45TT008	TK80HT	TRUCK TRAILER, FLATBED, 40 TON, 48' - 2 AXLE, HYDRAULIC TAIL/RAMP (ADD TOWING TRUCK)			$62,429	9.39	3.43	5.42	0.72	0.00	110
	T45TT009	TK80SA	TRUCK TRAILER, FLATBED, 40 TON, 48' - 2 AXLE, SLIDING AXLE TILT FUNCTION (ADD TOWING TRUCK)			$76,944	11.52	4.26	6.73	0.89	0.00	110
	NO SPECIFIC MANUFACTURER											
	T45XX025	25T FLATBED TRAILER	TRUCK TRAILER, FLATBED, 25 TON, 2 AXLE (ADD TOWING TRUCK)			$24,988	4.15	1.25	1.92	0.29	0.00	110
	T45XX035	40T FLATBED TRAILER	TRUCK TRAILER, FLATBED, 40 TON, 2 AXLE (ADD TOWING TRUCK)			$39,944	6.68	2.08	3.24	0.46	0.00	110
	SUBCATEGORY 0.60		**MISCELLANEOUS / UTILITY**									
	NO SPECIFIC MANUFACTURER											
	T45XX036	7T TILT BED	TRUCK TRAILER, MISC/UTILITY, FOLD DOWN REAR RAMPS, WOOD DECK, STEEL FRAME, 7 TON CAPACITY (ADD TOWING TRUCK)			$8,532	1.32	0.46	0.71	0.10	0.00	70
	T45XX037	6T UTILITY	TRUCK TRAILER, MISC/UTILITY, FOLD DOWN REAR RAMPS, WOOD DECK, STEEL FRAME, 6 TON CAPACITY (ADD TOWING TRUCK)			$7,209	1.14	0.38	0.59	0.08	0.00	27
	T45XX026	10T TILT BED TRAILER	TRUCK TRAILER, MISCELLANEOUS/UTILITY, TILT BED, 10 TON, 2 AXLE (ADD TOWING TRUCK)			$12,444	2.37	0.64	0.99	0.14	0.00	57

Table 2-1
Hourly Equipment Ownership and Operating Expense

CAT	ID.NO.	MODEL	REGION 3 EQUIPMENT DESCRIPTION	ENGINE HORSEPOWER AND FUEL TYPE MAIN	ENGINE HORSEPOWER AND FUEL TYPE CARRIER	VALUE (TEV) 2015 ($)	TOTAL HOURLY RATES ($/HR) AVERAGE	TOTAL HOURLY RATES ($/HR) STANDBY	ADJUSTABLE ELEMENTS DEPR	ADJUSTABLE ELEMENTS FCCM	ADJUSTABLE ELEMENTS FUEL	CWT
T45			***NO SPECIFIC MANUFACTURER (continued)***									
	T45XX027	15T TILT BED TRAILER	TRUCK TRAILER, MISCELLANEOUS/UTILITY, TILT BED, 15 TON, 2 AXLE (ADD TOWING TRUCK)			$21,468	3.93	1.05	1.60	0.25	0.00	65
	T45XX028	20T TILT BED TRAILER	TRUCK TRAILER, MISCELLANEOUS/UTILITY, TILT BED, 20 TON, 2 AXLE (ADD TOWING TRUCK)			$21,102	3.87	1.03	1.57	0.24	0.00	83
	SUBCATEGORY 0.70		**WATER TANKER TRAILER**									
	NO SPECIFIC MANUFACTURER											
	T45XX038	WT5C	TRUCK TRAILER, WATER TANKER, 525 GAL W/ GAS POWERED PUMP, 158 GPM (ADD TOWING TRUCK)	4 HP G		$6,162	1.57	0.30	0.43	0.08	0.60	15
	T45XX039	1025 GAL	TRUCK TRAILER, WATER TANKER, 1025 GAL TANK, 25' X 1-1/2" FIRE HOSE & NOZZLE	4 HP G		$9,656	2.06	0.46	0.68	0.12	0.60	22
	T45XX029	4K GAL, WATER TRLR	TRUCK TRAILER, WATER TANKER, 4,000 GAL (ADD TOWING TRUCK)			$68,641	10.23	3.24	4.71	0.88	0.00	170
	T45XX030	5K GAL, WATER TRLR	TRUCK TRAILER, WATER TANKER, 5,000 GAL (ADD TOWING TRUCK)			$70,479	10.49	3.33	4.85	0.90	0.00	240
	T45XX031	6K GAL, WATER TRLR	TRUCK TRAILER, WATER TANKER, 6,000 GAL (ADD TOWING TRUCK)			$72,713	10.80	3.44	5.01	0.93	0.00	250

Table 2-1
Hourly Equipment Ownership and Operating Expense

CAT	REGION 3 ID.NO.	MODEL	EQUIPMENT DESCRIPTION	ENGINE HORSEPOWER AND FUEL TYPE MAIN	CARRIER	VALUE (TEV) 2015 ($)	TOTAL HOURLY RATES ($/HR) AVERAGE	STANDBY	ADJUSTABLE ELEMENTS DEPR	FCCM	FUEL	CWT
	SUBCATEGORY 0.90		**TANK TRAILERS**									
	GRACO, INC.											
	T45G1001	REACTOR 2H-30	FOAM SPRAY RIG, UP TO 52 LB/MIN, 40KW GENERATOR & 100 CFM COMPRESSOR INCLUDED, MOUNTED WITHIN ENCLOSED TRAILER	75 HP D-on		$83,431	19.94	4.18	6.22	1.07	6.70	160
	T45G1002	REACTOR 2E-30	FOAM SPRAY RIG, UP TO 30 LB/MIN, 40 KW GENERATOR & 60 CFM COMPRESSOR INCLUDED, MOUNTED WITHIN ENCLOSED TRAILER	75 HP D-on		$80,205	19.46	4.02	5.98	1.03	6.70	140
T50	**TRUCKS, HIGHWAY (Add attachments as required)**											
	SUBCATEGORY 0.01		**0 THRU 10,000 GVW**									
	GENERAL MOTORS											
	T50GM001	SILVERADO 1500	TRUCK, HIGHWAY, 6,500 GVW, 4X2	285 HP G		$29,134	16.83	1.79	2.84	0.37	10.13	26
	T50GM004	SUBURBAN 2500	TRUCK, HIGHWAY, 8,600 GVW, 4X2 (SUBURBAN)	355 HP G		$46,946	23.09	2.87	4.54	0.60	12.62	50
	T50GM005	SUBURBAN 2500	TRUCK, HIGHWAY, 8,600 GVW, 4X4 (SUBURBAN)	355 HP G		$51,261	23.92	3.14	4.97	0.65	12.62	52
	NO SPECIFIC MANUFACTURER											
	T50XX001	4X2 1/2 TON CONV GAS	TRUCK, HIGHWAY, CONVENTIONAL, 1/2 TON PICKUP, 4X2	385 HP G		$26,870	20.34	1.65	2.62	0.34	13.69	43
	T50XX002	4X2 3/4 TON CONV GAS	TRUCK, HIGHWAY, CONVENTIONAL, 3/4 TON PICKUP, 4X2	385 HP G		$32,361	21.39	2.00	3.17	0.41	13.69	60

Table 2-1
Hourly Equipment Ownership and Operating Expense

CAT	ID.NO.	MODEL	REGION 3 EQUIPMENT DESCRIPTION	ENGINE HORSEPOWER AND FUEL TYPE MAIN		ENGINE HORSEPOWER AND FUEL TYPE CARRIER	VALUE (TEV) 2015 ($)	TOTAL HOURLY RATES ($/HR) AVERAGE	TOTAL HOURLY RATES ($/HR) STANDBY	ADJUSTABLE ELEMENTS DEPR	ADJUSTABLE ELEMENTS FCCM	ADJUSTABLE ELEMENTS FUEL	CWT
T50			***NO SPECIFIC MANUFACTURER (continued)***										
	T50XX003	4X2 1 TON CONV GAS	TRUCK, HIGHWAY, CONVENTIONAL, 1 TON PICKUP, 4X2	385 HP	G		$33,348	21.57	2.05	3.26	0.42	13.69	66
	T50XX004	4X4 1/2 TON CONV GAS	TRUCK, HIGHWAY, CONVENTIONAL, 1/2 TON PICKUP, 4X4	385 HP	G		$35,139	21.93	2.17	3.44	0.45	13.69	45
	T50XX005	4X4 3/4 TON CONV GAS	TRUCK, HIGHWAY, CONVENTIONAL, 3/4 TON PICKUP, 4X4	385 HP	G		$35,065	21.92	2.16	3.44	0.44	13.69	64
	T50XX006	4X4 1 TON CONV GAS	TRUCK, HIGHWAY, CONVENTIONAL, 1 TON PICKUP, 4X4	385 HP	G		$35,945	22.09	2.22	3.52	0.46	13.69	65
	T50XX007	4X2 1/2 TON CREW GAS	TRUCK, HIGHWAY, CREW, 1/2 TON PICKUP, 4X2	385 HP	G		$36,673	22.22	2.27	3.60	0.47	13.69	47
	T50XX008	4X2 3/4 TON CREW GAS	TRUCK, HIGHWAY, CREW, 3/4 TON PICKUP, 4X2	385 HP	G		$35,824	22.05	2.21	3.51	0.45	13.69	66
	T50XX009	4X2 1 TON CREW GAS	TRUCK, HIGHWAY, CREW, 1 TON PICKUP, 4X2	385 HP	G		$36,813	22.24	2.28	3.61	0.47	13.69	66
	T50XX010	4X4 1/2 TON CREW GAS	TRUCK, HIGHWAY, CREW, 1/2 TON PICKUP, 4X4	385 HP	G		$39,573	22.81	2.43	3.86	0.50	13.69	50
	T50XX011	4X4 3/4 TON CREW GAS	TRUCK, HIGHWAY, CREW, 3/4 TON PICKUP, 4X4	385 HP	G		$38,225	22.52	2.36	3.75	0.48	13.69	70
	T50XX012	4X4 1 TON CREW GAS	TRUCK, HIGHWAY, CREW, 1 TON PICKUP, 4X4	385 HP	G		$40,732	23.00	2.52	4.00	0.52	13.69	70
	T50XX014	4X2 3/4 TON CONV DSL	TRUCK, HIGHWAY, CONVENTIONAL, 3/4 TON PICKUP, 4X2	440 HP	D-on		$40,059	17.41	2.48	3.94	0.51	8.87	66
	T50XX015	4X2 1 TON CONV DSL	TRUCK, HIGHWAY, CONVENTIONAL, 1 TON PICKUP, 4X2	440 HP	D-on		$41,688	17.74	2.57	4.07	0.53	8.87	67
	T50XX017	4X4 3/4 TON CONV DSL	TRUCK, HIGHWAY, CONVENTIONAL, 3/4 TON PICKUP, 4X4	440 HP	D-on		$41,992	17.78	2.60	4.13	0.53	8.87	70

Table 2-1
Hourly Equipment Ownership and Operating Expense

CAT	ID.NO.	MODEL	REGION 3 EQUIPMENT DESCRIPTION	ENGINE HORSEPOWER AND FUEL TYPE MAIN	CARRIER	VALUE (TEV) 2015 ($)	TOTAL HOURLY RATES ($/HR) AVERAGE	STANDBY	ADJUSTABLE ELEMENTS DEPR	FCCM	FUEL	CWT
T50			***NO SPECIFIC MANUFACTURER (continued)***									
	T50XX018	4X4 1 TON CONV DSL	TRUCK, HIGHWAY, CONVENTIONAL, 1 TON PICKUP, 4X4	440 HP D-on		$43,416	18.11	2.65	4.20	0.55	8.87	71
	T50XX019	4X2 3/4 TON CREW DSL	TRUCK, HIGHWAY, CREW, 3/4 TON PICKUP, 4X2	440 HP D-on		$40,911	17.57	2.53	4.02	0.52	8.87	73
	T50XX020	4X4 3/4 TON CREW DSL	TRUCK, HIGHWAY, CREW, 3/4 TON PICKUP 4X4	440 HP D-on		$43,454	18.07	2.69	4.28	0.55	8.87	77
	T50XX021	4X2 1 TON CREW DSL	TRUCK, HIGHWAY, CREW, 1 TON PICKUP, 4X2	440 HP D-on		$43,725	18.17	2.67	4.24	0.55	8.87	74
	SUBCATEGORY 0.02		**OVER 10,000 THRU 30,000 GVW (Chassis only - Add options)**									
	NO SPECIFIC MANUFACTURER											
	T50XX023	4X2 20KGVW GAS	TRUCK, HIGHWAY, 20,000 LBS GVW, 2 AXLE, 4X2 (CHASSIS ONLY-ADD OPTIONS)	362 HP G		$38,494	38.82	1.94	2.92	0.48	29.42	70
	T50XX024	4X2 26KGVW GAS	TRUCK, HIGHWAY, 26,000 LBS GVW, 2 AXLE, 4X2 (CHASSIS ONLY-ADD OPTIONS)	320 HP G		$62,924	38.73	3.21	4.85	0.78	26.01	72
	T50XX022	4X2 25KGVW DSL	TRUCK, HIGHWAY, 25,000 LBS GVW, 2 AXLE, 4X2 (CHASSIS ONLY-ADD OPTIONS)	270 HP D-on		$73,794	26.15	3.71	5.57	0.92	13.22	88
	T50XX026	4X2 32KGVW DSL	TRUCK, HIGHWAY, 32,000 LBS GVW, 2 AXLE, 4X2 (CHASSIS ONLY-ADD OPTIONS)	220 HP D-on		$62,303	21.73	3.10	4.66	0.77	10.77	105
	T50XX035	4X2 26KGVW DSL	TRUCK, HIGHWAY, 26,000 LBS GVW, 2 AXLE, 4X2, WITH KNAPHEIDE CRANE, 5 TON, 22' BOOM, WITH TOOL BOX REAR	300 HP D-on		$117,880	34.42	6.01	9.10	1.46	14.69	170
	T50XX032	4X2 32KGVW DSL	DUMP TRUCK, HIGHWAY, 32,000 LBS GVW, 2 AXLE, 4X2 WITH REAR 10 - 13 CY DUMP BODY	300 HP D-on		$90,056	30.24	4.56	6.88	1.12	14.69	160

Table 2-1
Hourly Equipment Ownership and Operating Expense

CAT	REGION 3 ID.NO.	MODEL	EQUIPMENT DESCRIPTION	ENGINE HORSEPOWER AND FUEL TYPE MAIN	CARRIER	VALUE (TEV) 2015 ($)	TOTAL HOURLY RATES ($/HR) AVERAGE	STANDBY	ADJUSTABLE ELEMENTS DEPR	FCCM	FUEL	CWT
	SUBCATEGORY 0.03		**OVER 30,000 GVW (Chassis only - Add options)**									
	NO SPECIFIC MANUFACTURER											
	T50XX027	4X2 37KGVW DSL	TRUCK, HIGHWAY, 37,000 LBS GVW, 2 AXLE, 4X2 (CHASSIS ONLY-ADD OPTIONS)	270 HP D-on		$64,770	29.50	2.81	4.04	0.79	18.66	126
	T50XX028	6X4 45KGVW DSL	TRUCK, HIGHWAY, 45,000 LBS GVW, 3 AXLE, 6X4 (CHASSIS ONLY-ADD OPTIONS)	385 HP D-on		$101,417	43.40	4.39	6.30	1.24	26.61	135
	T50XX029	6X4 52KGVW DSL	TRUCK, HIGHWAY, 52,000 LBS GVW, 3 AXLE, 6X4 (CHASSIS ONLY-ADD OPTIONS)	450 HP D-on		$94,313	47.45	4.07	5.83	1.15	31.10	144
	T50XX030	6X6 70KGVW DSL	TRUCK, HIGHWAY, 70,000 LBS GVW, 3 AXLE, 6X6 (CHASSIS ONLY-ADD OPTIONS)	550 HP D-on		$123,382	58.83	5.40	7.77	1.51	38.02	180
	T50XX031	6X4 75KGVW DSL	TRUCK, HIGHWAY, 75,000 LBS GVW, 3 AXLE, 6X4 (CHASSIS ONLY-ADD OPTIONS)	605 HP D-on		$141,281	65.31	6.21	8.96	1.73	41.82	197
	T50XX033	6X4 80KGVW DSL	DUMP TRUCK, HIGHWAY, 80,000 LBS GVW, 3 AXLE, 6X4 WITH REAR 16 - 20 CY DUMP BODY, 3 LIFT AXLES	470 HP D-on		$192,236	62.06	8.35	11.99	2.35	32.49	280
T55 TRUCKS, OFF-HIGHWAY												
	SUBCATEGORY 0.10		**RIGID FRAME**									
	CATERPILLAR INC. (MACHINE DIVISION)											
	T55CA007	770G	TRUCK, OFF-HIGHWAY, RIGID FRAME, 31.7 CY, 42 TON, 4X4, REAR DUMP	477 HP D-off		$730,461	106.99	22.69	28.71	8.33	19.38	733
	T55CA002	773G	TRUCK, OFF-HIGHWAY, RIGID FRAME, 46.9 CY, 61 TON, 4X4, REAR DUMP	717 HP D-off		$1,099,894	156.61	34.51	43.91	12.55	29.13	1,013
	T55CA003	777G	TRUCK, OFF-HIGHWAY, RIGID FRAME, 78.6 CY, 100 TON, 4X4, REAR DUMP	938 HP D-off		$1,434,449	211.90	44.42	56.12	16.36	38.11	1,419

Table 2-1
Hourly Equipment Ownership and Operating Expense

CAT	REGION 3 ID.NO.	MODEL	EQUIPMENT DESCRIPTION	ENGINE HORSEPOWER AND FUEL TYPE MAIN	CARRIER	VALUE (TEV) 2015 ($)	TOTAL HOURLY RATES ($/HR) AVERAGE	STANDBY	ADJUSTABLE ELEMENTS DEPR	FCCM	FUEL	CWT
	KOMATSU AMERICA INTERNATIONAL COMPANY											
	T55KM009	HD325-7	TRUCK, OFF-HIGHWAY, RIGID FRAME, 31.4 CY, 44 TON, 4X4, REAR DUMP	518 HP D-off		$783,930	114.87	24.44	30.99	8.94	21.05	1,547
	T55KM012	HD785-7	TRUCK, OFF-HIGHWAY, RIGID FRAME, 78.5 CY, 100 TON, 4X4, REAR DUMP	1,200 HP D-off		$1,362,931	218.93	42.10	53.09	15.55	48.76	3,660
	T55KM014	730E	TRUCK, OFF-HIGHWAY, RIGID FRAME, 145 CY, 205 TON, 4X4, REAR DUMP	2,000 HP D-off		$2,323,266	397.66	69.84	86.68	26.50	81.26	7,150
	WACKER CORPORATION											
	T55WC001	DUMPER 3001	TRUCK, OFF-HIGHWAY, RIGID FRAME, 1.7 CY, 3.3 TON, 4X4, REAR DUMP	34 HP D-off		$49,778	6.49	1.60	2.06	0.57	1.38	56
	SUBCATEGORY 0.20		**ARTICULATED FRAME**									
	CATERPILLAR INC. (MACHINE DIVISION)											
	T55CA001	725C	TRUCK, OFF-HIGHWAY, ARTICULATED FRAME, 19.6 CY, 26 TON, 6X6, REAR DUMP	320 HP D-off		$451,775	85.88	19.42	28.24	5.30	18.36	512
	T55CA004	730C	TRUCK, OFF-HIGHWAY, ARTICULATED FRAME, 23 CY, 31 TON, 6X6, REAR DUMP	375 HP D-off		$526,824	99.31	22.76	33.15	6.18	21.51	531
	T55CA005	735C	TRUCK, OFF-HIGHWAY, ARTICULATED FRAME, 26.8 CY, 36 TON, 6X6, REAR DUMP	452 HP D-off		$731,379	136.08	31.32	45.47	8.58	25.93	693
	T55CA006	740B	TRUCK, OFF-HIGHWAY, ARTICULATED FRAME, 31.4 CY, 43.5 TON, 6X6, REAR DUMP	484 HP D-off		$727,123	138.40	31.02	44.98	8.53	27.76	753
	T55CA008	745C	TRUCK, OFF-HIGHWAY, ARTICULATED FRAME, 32.7 CY, 45.2 TON, 6X6, REAR DUMP	511 HP D-off		$780,831	147.26	33.41	48.49	9.16	29.31	737

Table 2-1
Hourly Equipment Ownership and Operating Expense

CAT	REGION 3 ID.NO.	MODEL	EQUIPMENT DESCRIPTION	ENGINE HORSEPOWER AND FUEL TYPE MAIN	CARRIER	VALUE (TEV) 2015 ($)	TOTAL HOURLY RATES ($/HR) AVERAGE	STANDBY	ADJUSTABLE ELEMENTS DEPR	FCCM	FUEL	CWT
	JOHN DEERE											
	T55JD001	250D-II	TRUCK, OFF-HIGHWAY, ARTICULATED FRAME, 18 CY, 25 TON, 6X6, REAR DUMP	265 HP D-off		$427,584	78.90	18.34	26.66	5.01	15.20	355
	T55JD002	300D-II	TRUCK, OFF-HIGHWAY, ARTICULATED FRAME, 22 CY, 29 TON, 6X6, REAR DUMP	285 HP D-off		$481,756	87.39	20.75	30.20	5.65	16.35	401
	T55JD003	370E	TRUCK, OFF-HIGHWAY, ARTICULATED FRAME, 26.8 CY, 37 TON, 6X6, REAR DUMP	380 HP D-off		$602,927	113.82	25.61	37.07	7.07	21.80	571
	T55JD004	410E	TRUCK, OFF-HIGHWAY, ARTICULATED FRAME, 29.7 CY, 41 TON, 6X6, REAR DUMP	413 HP D-off		$667,001	125.32	28.35	41.05	7.82	23.69	635
	KOMATSU AMERICA INTERNATIONAL COMPANY											
	T55KM015	HM300-5	TRUCK, OFF-HIGHWAY, ARTICULATED FRAME, 22.4 CY, 31 TON, 6 X 6, REAR DUMP	332 HP D-off		$697,065	119.14	30.31	44.28	8.17	19.04	1,179
	T55KM016	HM400-5	TRUCK, OFF-HIGHWAY, ARTICULATED FRAME, 31.4 CY, 44.1 TON, 6 X 6, REAR DUMP	473 HP D-off		$975,648	170.37	42.06	61.23	11.44	27.13	1,626
	VOLVO CONSTRUCTION EQUIPMENT GROUP											
	T55VO003	A45G	TRUCK, OFF-HIGHWAY, ARTICULATED FRAME, 34.3 CY, 45 TON, 6X6, REAR DUMP	469 HP D-off		$579,243	123.38	23.67	33.75	6.79	26.90	664
	T55VO005	A30G	TRUCK, OFF-HIGHWAY, ARTICULATED FRAME, 24.1 CY, 30 TON, 6X6, REAR DUMP	336 HP D-off		$398,541	86.17	16.23	23.11	4.67	19.27	514

Table 2-1
Hourly Equipment Ownership and Operating Expense

CAT	ID.NO.	MODEL	REGION 3 EQUIPMENT DESCRIPTION	ENGINE HORSEPOWER AND FUEL TYPE MAIN	CARRIER	VALUE (TEV) 2015 ($)	TOTAL HOURLY RATES ($/HR) AVERAGE	STANDBY	ADJUSTABLE ELEMENTS DEPR	FCCM	FUEL	CWT
T55			***VOLVO CONSTRUCTION EQUIPMENT GROUP (continued)***									
	T55VO004	A35G	TRUCK, OFF-HIGHWAY, ARTICULATED FRAME, 28.9 CY, 35 TON, 6X6, REAR DUMP	441 HP D-off		$526,554	107.33	22.21	32.08	6.17	25.30	638
	T55VO006	A40G	TRUCK, OFF-HIGHWAY, ARTICULATED FRAME, 32.3 CY, 40 TON, 6X6, REAR DUMP	469 HP D-off		$553,097	119.88	22.51	32.04	6.49	26.90	659
T57 TRUCKS, VACUUM												
	SUBCATEGORY 0.00		**TRUCKS, VACUUM**									
	WASTEQUIP CUSCO INDUSTRIES											
	T57CU003	TVAC3600TPMBUS	TRUCK, VACUUM, 3,600 GAL, 2,600 CFM, REAR DOOR & HYDRAULIC DUMP SYSTEM, INCLUDES TRUCK CHASSIS	300 HP D-on		$423,844	99.83	22.15	33.77	5.26	26.78	230
	T57CU004	TV3600721TPMU	TRUCK, VACUUM, 3,600 GAL, 3,000 CFM, REAR DOOR & HYDRAULIC DUMP SYSTEM, INCLUDES TRUCK CHASSIS	300 HP D-on		$384,311	93.33	20.08	30.61	4.77	26.78	200
	T57CU005	TV3200721TPMU	TRUCK, VACUUM, 3,200 GAL, 3,000 CFM, REAR DOOR & HYDRAULIC DUMP SYSTEM, INCLUDES TRUCK CHASSIS	300 HP D-off		$369,501	85.84	19.29	29.42	4.58	22.23	190
T60 TRUCKS, WATER, OFF-HIGHWAY												
	SUBCATEGORY 0.00		**TRUCKS, WATER, OFF-HIGHWAY**									
	CATERPILLAR INC. (MACHINE DIVISION)											
	T60CA001	725C2 & 6K TANK	TRUCK, WATER, OFF-HIGHWAY, 6K GAL, W/CAT 725C2 TRUCK	320 HP D-off		$536,060	102.97	23.72	34.33	6.55	23.71	512

Table 2-1
Hourly Equipment Ownership and Operating Expense

CAT	ID.NO.	MODEL	REGION 3 EQUIPMENT DESCRIPTION	ENGINE HORSEPOWER AND FUEL TYPE MAIN		ENGINE HORSEPOWER AND FUEL TYPE CARRIER	VALUE (TEV) 2015 ($)	TOTAL HOURLY RATES ($/HR) AVERAGE	TOTAL HOURLY RATES ($/HR) STANDBY	ADJUSTABLE ELEMENTS DEPR	ADJUSTABLE ELEMENTS FCCM	ADJUSTABLE ELEMENTS FUEL	CWT
T60			***CATERPILLAR INC. (MACHINE DIVISION) (continued)***										
	T60CA002	740B & 8K TANK	TRUCK, WATER, OFF-HIGHWAY, 8K GAL, W/CAT 740B TRUCK	489 HP	D-off		$813,220	158.92	35.65	51.44	9.93	36.23	758
	T60CA003	745C & 9K TANK	TRUCK, WATER, OFF-HIGHWAY, 9K GAL, W/ CAT 745C ARTICULATED TRUCK	511 HP	D-off		$692,681	145.99	30.16	43.40	8.46	37.86	736
	T60CA004	770G & 10K TANK	TRUCK, WATER, OFF-HIGHWAY, 10K GAL, W/CAT 770G TRUCK	511 HP	D-off		$773,931	158.31	33.31	47.71	9.45	37.86	722
	T60CA005	773G & 12K TANK	TRUCK, WATER, OFF-HIGHWAY, 12K GAL, W/CAT 773G TRUCK	775 HP	D-off		$1,099,186	226.28	47.71	68.55	13.43	57.42	1,005
	T60CA006	775G & 14K TANK	TRUCK, WATER, OFF-HIGHWAY, 14K GAL, W/CAT 775G TRUCK	825 HP	D-off		$1,155,051	237.85	50.25	72.28	14.11	61.12	1,040
	KLEIN PRODUCTS, INC.												
	T60KI001	KT-50D	TRUCK, WATER, OFF-HIGHWAY, 5,000 GAL, W/CAT 621K TRACTOR	407 HP	D-off		$871,249	160.55	37.99	54.69	10.64	30.15	789
	T60KI002	KT-60	TRUCK, WATER, OFF-HIGHWAY, 6,000 GAL, W/CAT 621K TRACTOR	407 HP	D-off		$876,124	161.19	38.21	55.01	10.70	30.15	789
	T60KI003	KT-80	TRUCK, WATER, OFF-HIGHWAY, 8,000 GAL, W/CAT 621K TRACTOR	407 HP	D-off		$881,000	161.84	38.43	55.34	10.76	30.15	789
	T60KI004	KT-100	TRUCK, WATER, OFF-HIGHWAY, 10,000 GAL, W/CAT 631K TRACTOR	570 HP	D-off		$1,216,359	222.76	53.27	76.82	14.86	42.23	1,028
	T60KI006	KT-140	TRUCK, WATER, OFF-HIGHWAY, 14,000 GAL, W/CAT 657G TRACTOR	564 HP	D-off		$1,810,064	307.46	79.34	114.45	22.11	41.79	1,508

Table 2-1
Hourly Equipment Ownership and Operating Expense

CAT	REGION 3 ID.NO.	MODEL	EQUIPMENT DESCRIPTION	ENGINE HORSEPOWER AND FUEL TYPE MAIN	CARRIER	VALUE (TEV) 2015 ($)	TOTAL HOURLY RATES ($/HR) AVERAGE	STANDBY	ADJUSTABLE ELEMENTS DEPR	FCCM	FUEL	CWT
T65 TUNNEL/MINING EQUIPMENT												
	SUBCATEGORY 0.10		**DRIFTING & TUNNELING DRILLS**									
	ATLAS COPCO WAGNER											
	T65WG015	E2C	TUNNELING DRILL, 2 BOOM, 1,205 SF CROSS SECTION, RUBBER TIRED (ADD DRILL BITS AND DRILL STEEL COST)	212 HP E	161 HP D-off	$1,260,254	194.88	52.55	75.74	14.68	18.76	816
	T65WG016	WE3 C	TUNNELING DRILL, 4 BOOM, 700-2,015 SF CROSS SECTION, RUBBER TIRED (ADD DRILL BITS AND DRILL STEEL COST)	313 HP E	241 HP D-off	$1,724,459	268.74	72.05	103.92	20.09	27.75	981
	T65WG017	XE3C	TUNNELING DRILL, 4 BOOM, 2,130 SF CROSS SECTION, RUBBER TIRED (ADD DRILL BITS AND DRILL STEEL COST)	313 HP E	241 HP D-off	$1,729,370	269.40	72.26	104.22	20.15	27.75	981
W25 LOW PRESSURE, (< 5,000 PSI)												
	SUBCATEGORY 0.10		**LOW PRESSURE, (< 5,000 PSI)**									
	NO SPECIFIC MANUFACTURER											
	W25XX005	ET-301109D	PRESSURE WASHER, LOW PRESSURE, COLD WATER, 1,000 PSI, 3 GPM	2 HP E		$1,682	1.03	0.19	0.34	0.02	0.18	1
	W25XX006	1710	PRESSURE WASHER, LOW PRESSURE, COLD WATER, 1,000 PSI, 2.75 GPM	2 HP E		$2,620	1.46	0.30	0.52	0.04	0.18	2
	W25XX007	1720	PRESSURE WASHER, LOW PRESSURE, COLD WATER, 2,000 PSI, 3.9 GPM	6 HP E		$3,448	2.36	0.40	0.69	0.05	0.55	3
	W25XX008	1745	PRESSURE WASHER, LOW PRESSURE, COLD WATER, 3,000 PSI, 4.8 GPM	10 HP E		$3,843	3.04	0.44	0.77	0.05	0.92	3

Table 2-1
Hourly Equipment Ownership and Operating Expense

CAT	ID.NO.	MODEL	REGION 3 EQUIPMENT DESCRIPTION	ENGINE HORSEPOWER AND FUEL TYPE MAIN	ENGINE HORSEPOWER AND FUEL TYPE CARRIER	VALUE (TEV) 2015 ($)	TOTAL HOURLY RATES ($/HR) AVERAGE	TOTAL HOURLY RATES ($/HR) STANDBY	ADJUSTABLE ELEMENTS DEPR	ADJUSTABLE ELEMENTS FCCM	ADJUSTABLE ELEMENTS FUEL	CWT
W25			***NO SPECIFIC MANUFACTURER (continued)***									
	W25XX009	680SS	PRESSURE WASHER, LOW PRESSURE, HOT WATER/STEAM, 1,000 PSI, 3 GPM (OIL FIRED)	2 HP E		$4,282	6.31	0.49	0.86	0.06	0.18	4
	W25XX010	1833SS	PRESSURE WASHER, LOW PRESSURE, HOT WATER/STEAM, 3,000 PSI, 6 GPM (OIL FIRED	15 HP E		$12,307	11.67	1.40	2.46	0.17	1.38	10
	W25XX011	1700 PSI (120V)	PRESSURE WASHER, LOW PRESSURE, COLD WATER, 1700 PSI, 1.5 GPM, CART MTD	2 HP E		$570	0.45	0.07	0.11	0.01	0.14	1
	W25XX012	2200 PSI (120V)	PRESSURE WASHER, LOW PRESSURE, COLD WATER, 2200 PSI, 1.3 GPM, CART MTD	2 HP E		$354	0.35	0.04	0.07	0.00	0.14	1
	W25XX013	3000 PSI (GAS)	PRESSURE WASHER, LOW PRESSURE, COLD WATER, 3000 PSI, 2.5 GPM, CART MTD	6 HP G		$856	1.70	0.10	0.17	0.01	1.20	2
	W25XX014	3100 PSI (GAS)	PRESSURE WASHER, LOW PRESSURE, COLD WATER, 3100 PSI, 2.5 GPM, CART MTD	7 HP G		$354	1.71	0.04	0.07	0.00	1.42	1
	W25XX015	4000 PSI (GAS)	PRESSURE WASHER, LOW PRESSURE, COLD WATER, 4000 PSI, 3.5 GPM, CART MTD	12 HP G		$1,443	3.53	0.17	0.29	0.02	2.62	2
	W25XX016	4000 PSI (GAS)	PRESSURE WASHER, LOW PRESSURE, COLD WATER, 4000 PSI, 4.5 GPM, CART MTD	16 HP G		$2,593	5.02	0.30	0.52	0.04	3.50	4
	W25XX018	1700 PSI (115V)	PRESSURE WASHER, LOW PRESSURE, HOT WATER, 1700 PSI, 1.5 GPM, CART MTD	2 HP E		$2,006	1.12	0.23	0.40	0.03	0.14	4
	W25XX019	2000 PSI (120V)	PRESSURE WASHER, LOW PRESSURE, HOT WATER, 2000 PSI, 1.5 GPM, CART MTD	2 HP E		$2,251	1.29	0.26	0.45	0.03	0.18	4

Table 2-1
Hourly Equipment Ownership and Operating Expense

CAT	ID.NO.	MODEL	REGION 3 EQUIPMENT DESCRIPTION	ENGINE HORSEPOWER AND FUEL TYPE MAIN	CARRIER	VALUE (TEV) 2015 ($)	TOTAL HOURLY RATES ($/HR) AVERAGE	STANDBY	ADJUSTABLE ELEMENTS DEPR	FCCM	FUEL	CWT
W25			***NO SPECIFIC MANUFACTURER (continued)***									
	W25XX021	2750 PSI (230V)	PRESSURE WASHER, LOW PRESSURE, HOT WATER, 2750 PSI, 2.5 GPM, CART MTD	5 HP E		$2,593	1.83	0.30	0.52	0.04	0.46	4
	W25XX022	2700 PSI (GAS)	PRESSURE WASHER, LOW PRESSURE, HOT WATER, 2700 PSI, 2.5 GPM, CART MTD	7 HP G		$2,495	2.71	0.29	0.50	0.04	1.42	4
	W25XX023	3000 PSI (GAS)	PRESSURE WASHER, LOW PRESSURE, HOT WATER, 3000 PSI, 4 GPM, CART MTD	12 HP G		$3,988	4.71	0.46	0.80	0.06	2.62	6
	SUBCATEGORY 0.20		**HIGH PRESSURE, (>= 5,000 PSI)**									
	NLB CORPORATION											
	W25NL001	6205E	WATER BLASTER, HIGH PRESSURE, 6,000 PSI, 55 GPM, SKID MTD, W/MODEL 225 PUMP	200 HP E		$100,679	74.20	11.49	20.14	1.42	18.43	76
	W25NL003	20145D	WATER BLASTER, HIGH PRESSURE, 20,000 PSI, 10 GPM, SKID MTD, W/MODEL 125 PUMP	152 HP D-off		$75,231	54.56	8.59	15.05	1.06	16.35	78
	W25NL002	20355D	WATER BLASTER, HIGH PRESSURE, 20,000 PSI, 26 GPM, SKID MTD W/MODEL 225 PUMP	400 HP D-off		$129,006	110.13	14.72	25.80	1.82	43.02	140
	W25NL005	20755D	WATER BLASTER, HIGH PRESSURE, 20,000 PSI, 56 GPM, SKID MTD	750 HP D-off		$357,952	262.75	40.84	71.59	5.04	80.66	200
	NO SPECIFIC MANUFACTURER											
	W25XX017	5000 PSI (GAS)	PRESSURE WASHER, HIGH PRESSURE, COLD WATER, 5000 PSI, 5.0 GPM, CART MTD	25 HP G		$3,572	7.69	0.41	0.71	0.05	5.46	4

Table 2-1
Hourly Equipment Ownership and Operating Expense

CAT	REGION 3 ID.NO.	MODEL	EQUIPMENT DESCRIPTION	ENGINE HORSEPOWER AND FUEL TYPE MAIN	CARRIER	VALUE (TEV) 2015 ($)	TOTAL HOURLY RATES ($/HR) AVERAGE	STANDBY	ADJUSTABLE ELEMENTS DEPR	FCCM	FUEL	CWT
	SUBCATEGORY 0.30		**STEAM CLEANERS**									
	ALKOTA CLEANING SYSTEMS, INC.											
	W25AO002	122	WATER BLASTER, OIL FIRED, STEAM CLEANER, 400 PSI, 1.7 GPM, REQ 115V POWER (ADD COST FOR HEATING OIL)	1 HP E		$4,905	3.14	0.56	0.98	0.07	0.09	4
	W25AO003	181	WATER BLASTER, LP FIRED, STEAM CLEANER, 250 PSI, 3.0 GPM, REQ 115V POWER (ADD COST FOR HEATING LP)	2 HP E		$9,385	5.38	1.07	1.88	0.13	0.21	6
	W25AO004	240	WATER BLASTER, OIL FIRED, STEAM CLEANER, 350 PSI, 4.0 GPM, REQ 115V POWER (ADD COST FOR HEATING OIL)	2 HP E		$7,435	4.73	0.85	1.49	0.10	0.21	7
	W25AO005	301	WATER BLASTER, LP FIRED, STEAM CLEANER, 400 PSI, 5.0 GPM, REQ 230V POWER (ADD COST FOR HEATING LP)	4 HP E		$15,695	9.27	1.79	3.14	0.22	0.37	14
	W25AO006	241	WATER BLASTER, LP FIRED, STEAM GENERATOR, 100 PSI, 1.0 GPM, REQ 115V POWER (ADD COST FOR HEATING LP)	2 HP E		$11,137	6.19	1.28	2.23	0.16	0.21	8
	SUBCATEGORY 0.40		**CO2 BLASTERS**									
	COLD JET											
	W25CJ001	XCEL6	CARBON DIOXIDE (CO2) BLASTER, 88 LBS/HR, SINGLE HOSE DELIVERY, 145 PSI MAX BLASTING PRESSURE (ADD 150 CFM COMPRESSOR)	1 HP E		$14,914	4.53	1.20	1.99	0.20	0.07	1

Table 2-1
Hourly Equipment Ownership and Operating Expense

CAT	ID.NO.	MODEL	REGION 3 EQUIPMENT DESCRIPTION	ENGINE HORSEPOWER AND FUEL TYPE MAIN	CARRIER	VALUE (TEV) 2015 ($)	TOTAL HOURLY RATES ($/HR) AVERAGE	STANDBY	ADJUSTABLE ELEMENTS DEPR	FCCM	FUEL	CWT
W25			***COLD JET (continued)***									
	W25CJ002	AERO 80FP	CARBON DIOXIDE (CO2) BLASTER, 420 LBS/HR, SINGLE HOSE DELIVERY, 300 PSI MAX BLASTING PRESSURE (ADD 150-200 CFM COMPRESSOR)	1 HP E		$31,841	9.56	2.55	4.25	0.42	0.07	4
	W25CJ003	XTREME 40	CARBON DIOXIDE (CO2) BLASTER, 222 LBS/HR, DUAL HOSE DELIVERY, 232 PSI MAX BLASTING PRESSURE (ADD 25-360 CFM COMPRESSOR)	1 HP E		$27,854	8.37	2.23	3.71	0.37	0.07	3
	W25CJ004	P350	CO2 PELLETIZER, CREATES UP TO 772 LB/HR, 3MM-16MM DIA PELLETS	8 HP E		$94,800	28.93	7.57	12.64	1.25	0.54	34
	SUBCATEGORY 0.50		**WET ABRASIVE BLASTING SYSTEM (TORBO)**									
	KEIZER TECHNOLOGIES AMERICAS, INC											
	W25KZ001	TORBO L120	WATER BLASTER, WET ABRASIVE BLASTER, 4.2 CF TANK CAP, 170 PSI, (INCLUDES HOSES & NOZZLE, ADD 350 CFM AIR COMPRESSOR)	A		$17,679	2.28	0.82	1.15	0.24	0.00	4
	W25KZ006	TORBO XL320	WATER BLASTER, WET ABRASIVE BLASTER, 19.0 CF TANK CAP, 170 PSI, (INCLUDES HOSES & NOZZLE, ADD 385 CFM AIR COMPRESSOR)	A		$31,442	3.86	1.45	2.04	0.43	0.00	9
W30 WATER TANKS												
	SUBCATEGORY 0.10		**PORTABLE WITH WHEELS**									
	KLEIN PRODUCTS, INC.											
	W30KI007	KPT-100	WATER TANK, PORTABLE, TRAILER MTD, SELF ELEVATING, 10,000 GAL, 10" PIPE	6 HP G		$54,285	7.97	2.38	3.44	0.66	0.82	170

Table 2-1
Hourly Equipment Ownership and Operating Expense

CAT	ID.NO.	MODEL	REGION 3 EQUIPMENT DESCRIPTION	ENGINE HORSEPOWER AND FUEL TYPE MAIN	ENGINE HORSEPOWER AND FUEL TYPE CARRIER	VALUE (TEV) 2015 ($)	TOTAL HOURLY RATES ($/HR) AVERAGE	TOTAL HOURLY RATES ($/HR) STANDBY	ADJUSTABLE ELEMENTS DEPR	ADJUSTABLE ELEMENTS FCCM	ADJUSTABLE ELEMENTS FUEL	CWT
W30			***KLEIN PRODUCTS, INC. (continued)***									
	W30KI008	KPT-120	WATER TANK, PORTABLE, TRAILER MTD, SELF ELEVATING, 12,000 GAL, 10" PIPE	6 HP G		$54,470	8.00	2.40	3.45	0.67	0.82	185
W35 WELDERS												
	SUBCATEGORY 0.10		**ENGINE DRIVEN**									
	NO SPECIFIC MANUFACTURER											
	W35XX020	GAS 140 AC-CC	WELDER, ENGINE DRIVEN, GAS, AC, 140 AMP, 4 KW, PORTABLE, SKID MTD	9 HP G		$1,755	2.13	0.10	0.16	0.02	1.65	2
	W35XX021	GAS 225 DC-CC/CV	WELDER, ENGINE DRIVEN, GAS, AC/DC-CC, 225 AMP, 10.5 KW, PORTABLE, SKID MTD	23 HP G		$3,429	5.24	0.20	0.32	0.04	4.21	6
	W35XX022	GAS 250 AC/DC-CC/CV	WELDER, ENGINE DRIVEN, GAS, AC/DC-CC/CV, 250 AMP, 11 KW, TRAILER	23 HP G		$6,348	5.80	0.37	0.58	0.08	4.21	6
	W35XX023	DIESEL 300 DC-CC	WELDER, ENGINE DRIVEN, DIESEL, DC-CC, 300 AMP, 3 KW, TRAILER MTD	25 HP D-off		$17,332	5.76	1.04	1.61	0.23	2.24	19
	W35XX024	DIESEL 450 DC-CC/CV	WELDER, ENGINE DRIVEN, DIESEL, DC-CC/CV, 450 AMP, 12 KW, TRAILER	33 HP D-off		$19,227	6.92	1.15	1.79	0.25	2.97	17
	W35XX025	DIESEL 500 DC-CC/CV	WELDER, ENGINE DRIVEN, DIESEL, DC-CC/CV, 500 AMP, 13 KW, TRAILER	45 HP D-off		$23,632	8.98	1.41	2.20	0.31	4.09	18
	SUBCATEGORY 0.20		**ELECTRIC DRIVEN**									
	LINCOLN ELECTRIC COMPANY											
	W35LC021	Tomahawk 1000	WELDER, ELECTRIC DRIVEN, 60 AMP, PLASMA CUTTER WITH 25' HAND TORCH	20 HP E		$2,490	1.35	0.20	0.33	0.03	0.58	1

Table 2-1
Hourly Equipment Ownership and Operating Expense

CAT	ID.NO.	MODEL	REGION 3 EQUIPMENT DESCRIPTION	ENGINE HORSEPOWER AND FUEL TYPE MAIN	CARRIER	VALUE (TEV) 2015 ($)	TOTAL HOURLY RATES ($/HR) AVERAGE	STANDBY	ADJUSTABLE ELEMENTS DEPR	FCCM	FUEL	CWT
W35			***LINCOLN ELECTRIC COMPANY (continued)***									
	W35LC018	SP-180C MIG	WELDER, ELECTRIC DRIVEN, 30-180 AMP, WIRE FEEDER	5 HP E		$1,165	0.48	0.10	0.16	0.02	0.15	1
	W35LC012	IDEAL ARC R3R-400	WELDER, ELECTRIC DRIVEN, 400 AMP, STICK	35 HP E		$5,423	2.60	0.43	0.72	0.07	1.02	5
	W35LC013	IDEAL ARC R3R-500	WELDER, ELECTRIC DRIVEN, 500 AMP, STICK	41 HP E		$6,230	3.02	0.50	0.83	0.08	1.19	5

Table 2-2
Hourly Rate Elements

This Table Contains All Hourly Rate Elements as

Described in Chapter 2

for

Average and Severe Operating Conditions

Refer to chapter 2, section II. Operating Condition

Table 2-2
Hourly Rate Elements

REGION 3		AVERAGE OPERATING CONDITIONS								SEVERE OPERATING CONDITIONS							
CAT	ID. NO.	DEPR	FCCM	FUEL	FOG	TIRE WEAR	TIRE REPAIR	REPAIR	TOTAL RATE	DEPR	FCCM	FUEL	FOG	TIRE WEAR	TIRE REPAIR	REPAIR	TOTAL RATE
A10																	
	A10PV001	0.63	0.06	0.00	0.00	0.00	0.00	0.44	1.13								
	A10RS003	15.98	2.06	13.00	1.18	0.48	0.06	14.11	46.87								
	A10RS004	16.26	2.10	13.00	1.18	0.48	0.06	14.36	47.44								
	A10RS005	16.31	2.10	13.00	1.18	0.48	0.06	14.40	47.53								
	A10RS006	16.35	2.11	13.00	1.18	0.48	0.06	14.43	47.61								
	A10RS007	16.53	2.13	13.00	1.18	0.48	0.06	14.60	47.98								
	A10SE003	2.97	0.29	0.00	0.00	0.00	0.00	2.09	5.35								
	A10SE004	3.32	0.33	0.00	0.00	0.00	0.00	2.34	5.99								
A15																	
	A15DP001	1.57	0.25	5.08	0.54	0.05	0.01	1.37	8.87								
	A15DP002	4.09	0.64	14.52	1.54	0.05	0.01	3.55	24.40								
	A15DP003	4.77	0.74	17.94	1.90	0.07	0.01	4.14	29.57								
	A15DP004	4.77	0.74	17.94	1.90	0.07	0.01	4.14	29.57								
	A15DP012	7.59	1.18	27.99	2.96	0.08	0.01	6.59	46.40								
	A15DP013	7.59	1.18	27.99	2.96	0.08	0.01	6.59	46.40								
	A15DP014	8.93	1.39	31.62	3.35	0.08	0.01	7.75	53.13								
	A15DP015	9.01	1.40	31.62	3.35	0.08	0.01	7.83	53.30								
	A15DP016	15.99	2.49	49.90	5.28	0.13	0.02	13.88	87.69								
	A15DP017	1.93	0.30	6.37	0.67	0.05	0.01	1.68	11.01								
	A15SR002	21.61	3.36	46.46	4.92	0.13	0.02	18.75	95.25								
	A15SR004	1.96	0.31	4.22	0.45	0.03	0.00	1.70	8.67								
	A15SR008	4.59	0.72	11.19	1.19	0.11	0.01	3.99	21.80								
	A15SR009	5.02	0.79	12.05	1.28	0.11	0.01	4.37	23.63								
	A15SR014	19.31	3.01	46.46	4.92	0.22	0.03	16.77	90.72								

Table 2-2
Hourly Rate Elements

REGION 3		AVERAGE OPERATING CONDITIONS								SEVERE OPERATING CONDITIONS							
CAT	ID. NO.	DEPR	FCCM	FUEL	FOG	TIRE WEAR	TIRE REPAIR	REPAIR	TOTAL RATE	DEPR	FCCM	FUEL	FOG	TIRE WEAR	TIRE REPAIR	REPAIR	TOTAL RATE
A15																	
	A15SR015	14.16	2.20	25.81	2.73	0.15	0.02	12.29	57.36								
	A15SR017	4.39	0.69	10.07	1.07	0.07	0.01	3.82	20.12								
	A15SR018	5.18	0.81	13.51	1.43	0.07	0.01	4.50	25.51								
	A15SR019	8.26	1.29	15.57	6.61	0.08	0.01	7.17	38.99								
	A15XX001	6.54	1.02	26.24	2.78	0.09	0.01	5.68	42.36								
	A15XX019	0.76	0.12	3.63	0.44	0.00	0.00	0.66	5.61								
	A15XX020	0.86	0.13	3.11	0.38	0.00	0.00	0.74	5.22								
	A15XX021	1.25	0.20	1.81	0.19	0.03	0.00	1.08	4.56								
	A15XX028	2.03	0.32	4.22	0.45	0.04	0.01	1.77	8.84								
	A15XX030	3.41	0.53	8.95	0.95	0.04	0.01	2.96	16.85								
	A15XX031	3.42	0.53	8.95	0.95	0.04	0.01	2.97	16.87								
	A15XX032	3.42	0.53	8.95	0.95	0.04	0.01	2.97	16.87								
	A15XX033	4.71	0.73	14.88	1.58	0.06	0.01	4.09	26.06								
	A15XX035	7.68	1.19	17.21	1.82	0.05	0.01	6.67	34.63								
	A15XX036	6.88	1.07	24.78	2.62	0.05	0.01	5.97	41.38								
	A15XX037	6.82	1.07	24.78	2.62	0.19	0.03	5.93	41.44								
	A15XX038	9.59	1.51	28.14	2.98	0.38	0.05	8.35	51.00								
	A15XX039	9.64	1.51	28.14	2.98	0.27	0.04	8.38	50.96								
	A15XX041	0.15	0.02	0.65	0.07	0.00	0.00	0.10	0.99								
	A15XX042	0.18	0.03	0.65	0.07	0.00	0.00	0.13	1.06								
	A15XX043	0.20	0.03	0.86	0.09	0.00	0.00	0.14	1.32								
	A15XX044	0.69	0.12	1.29	0.14	0.00	0.00	0.49	2.73								
	A15XX045	0.87	0.14	2.15	0.23	0.00	0.00	0.61	4.00								
	A15XX046	0.94	0.16	2.58	0.27	0.00	0.00	0.67	4.62								

Table 2-2
Hourly Rate Elements

REGION 3		AVERAGE OPERATING CONDITIONS								SEVERE OPERATING CONDITIONS							
CAT	ID. NO.	DEPR	FCCM	FUEL	FOG	TIRE WEAR	TIRE REPAIR	REPAIR	TOTAL RATE	DEPR	FCCM	FUEL	FOG	TIRE WEAR	TIRE REPAIR	REPAIR	TOTAL RATE
A20																	
	A20B1001	3.65	0.30	0.00	0.00	0.00	0.00	5.62	9.57								
	A20CK001	0.27	0.02	0.00	0.12	0.00	0.00	0.42	0.83								
	A20CK002	0.16	0.01	0.00	0.10	0.00	0.00	0.25	0.52								
	A20CK003	0.24	0.02	0.00	0.17	0.00	0.00	0.37	0.80								
	A20CK005	0.41	0.03	0.00	0.19	0.00	0.00	0.63	1.26								
	A20CK006	0.21	0.02	0.00	0.15	0.00	0.00	0.33	0.71								
	A20CK008	0.22	0.02	0.00	0.20	0.00	0.00	0.34	0.78								
	A20CK010	0.24	0.02	0.00	0.25	0.00	0.00	0.37	0.88								
	A20CM010	0.72	0.06	0.00	0.06	0.00	0.00	1.11	1.95								
	A20CM011	0.88	0.07	0.00	0.06	0.00	0.00	1.35	2.36								
	A20CM012	0.91	0.08	0.00	0.13	0.00	0.00	1.40	2.52								
	A20CM013	4.17	0.36	0.00	0.28	0.12	0.02	6.44	11.39								
	A20CM014	4.75	0.40	0.00	0.41	0.12	0.02	7.35	13.05								
	A20CM015	5.64	0.48	0.00	0.50	0.12	0.02	8.71	15.47								
	A20CM017	0.19	0.01	0.00	0.00	0.00	0.00	0.31	0.51								
	A20CM018	0.10	0.00	0.00	0.00	0.00	0.00	0.16	0.26								
	A20CM019	0.26	0.01	0.00	0.00	0.00	0.00	0.42	0.69								
	A20CM020	0.21	0.01	0.00	0.00	0.00	0.00	0.33	0.55								
	A20CM021	2.38	0.20	0.00	0.00	0.00	0.00	3.67	6.25								
	A20XX001	0.04	0.00	0.00	0.00	0.00	0.00	0.05	0.09								
	A20XX002	0.23	0.01	0.00	0.00	0.00	0.00	0.33	0.57								
	A20XX003	0.28	0.01	0.00	0.00	0.00	0.00	0.41	0.70								
	A20XX004	0.37	0.02	0.00	0.00	0.00	0.00	0.53	0.92								
	A20XX005	0.52	0.03	0.00	0.00	0.00	0.00	0.75	1.30								
	A20XX006	0.90	0.05	0.00	0.00	0.00	0.00	1.32	2.27								

Table 2-2
Hourly Rate Elements

REGION 3		AVERAGE OPERATING CONDITIONS								SEVERE OPERATING CONDITIONS							
CAT	ID. NO.	DEPR	FCCM	FUEL	FOG	TIRE WEAR	TIRE REPAIR	REPAIR	TOTAL RATE	DEPR	FCCM	FUEL	FOG	TIRE WEAR	TIRE REPAIR	REPAIR	TOTAL RATE
A20																	
	A20XX007	0.77	0.04	0.00	0.00	0.00	0.00	1.13	1.94								
	A20XX021	0.22	0.02	0.00	0.00	0.00	0.00	0.34	0.58								
	A20XX022	0.24	0.02	0.00	0.00	0.00	0.00	0.37	0.63								
	A20XX023	0.26	0.02	0.00	0.00	0.00	0.00	0.40	0.68								
	A20XX024	0.25	0.02	0.00	0.00	0.00	0.00	0.39	0.66								
	A20XX025	0.41	0.03	0.00	0.00	0.00	0.00	0.64	1.08								
	A20XX026	0.22	0.02	0.00	0.00	0.00	0.00	0.33	0.57								
A25																	
	A25RS006	15.24	1.26	0.00	1.16	0.00	0.00	13.50	31.16								
	A25RS008	16.23	1.35	0.00	1.80	0.00	0.00	14.37	33.75								
	A25XX002	24.21	2.05	24.11	2.55	0.78	0.10	21.48	75.28								
A30																	
	A30BO001	48.98	5.79	13.00	1.38	2.01	0.27	54.22	125.65								
	A30BO002	50.77	5.87	13.00	1.38	0.00	0.00	56.02	127.04								
	A30BO003	55.92	6.63	17.88	1.89	3.40	0.45	61.95	148.12								
	A30BO004	61.82	7.15	18.28	1.94	0.00	0.00	68.22	157.41								
	A30BO005	56.53	6.80	21.13	2.24	3.39	0.45	62.76	153.30								
	A30BO006	62.76	7.26	21.13	2.24	0.00	0.00	69.26	162.65								
	A30BO007	70.50	8.42	21.13	2.24	3.39	0.45	78.18	184.31								
	A30BO008	92.28	10.85	21.13	2.24	2.48	0.33	102.09	231.40								
	A30CA001	35.31	4.14	11.54	1.22	1.49	0.20	39.05	92.95								
	A30CA002	39.81	4.83	14.22	1.51	3.80	0.51	44.26	108.94								
	A30CA003	39.69	4.65	11.54	1.22	1.49	0.20	43.88	102.67								
	A30CA004	13.70	1.58	3.74	0.40	0.00	0.00	15.11	34.53								

Table 2-2
Hourly Rate Elements

REGION 3		AVERAGE OPERATING CONDITIONS								SEVERE OPERATING CONDITIONS							
CAT	ID. NO.	DEPR	FCCM	FUEL	FOG	TIRE WEAR	TIRE REPAIR	REPAIR	TOTAL RATE	DEPR	FCCM	FUEL	FOG	TIRE WEAR	TIRE REPAIR	REPAIR	TOTAL RATE
A30																	
	A30CA008	46.60	5.63	18.28	1.94	3.97	0.53	51.77	128.72								
	A30CA013	53.88	6.23	14.22	1.51	0.00	0.00	59.45	135.29								
	A30CA016	58.01	6.71	18.28	1.94	0.00	0.00	64.02	148.96								
	A30GC002	4.55	0.53	2.94	0.31	0.00	0.00	5.02	13.35								
	A30GC004	6.28	0.73	3.85	0.41	0.00	0.00	6.93	18.20								
	A30JP001	0.55	0.09	0.00	0.00	0.00	0.00	0.52	1.16								
	A30JP002	1.91	0.30	0.00	0.00	0.00	0.00	1.79	4.00								
	A30LD001	20.02	3.16	9.63	1.02	1.23	0.16	18.84	54.06								
	A30LD002	34.31	3.97	10.56	1.12	0.00	0.00	37.86	87.82								
	A30LD003	21.47	2.48	6.01	0.64	0.00	0.00	23.69	54.29								
	A30LD004	19.80	2.29	5.28	0.56	0.00	0.00	21.85	49.78								
	A30LD005	14.59	1.69	5.28	0.56	0.00	0.00	16.10	38.22								
	A30LD006	16.27	1.88	4.88	0.52	0.00	0.00	17.96	41.51								
	A30LD007	11.66	1.35	3.98	0.42	0.00	0.00	12.87	30.28								
	A30MP001	21.94	2.58	6.50	0.69	0.54	0.07	24.27	56.59								
	A30MP002	23.08	2.72	8.13	0.86	0.71	0.09	25.55	61.14								
	A30RT001	36.55	6.01	22.23	2.35	7.61	1.02	34.68	110.45								
	A30RT007	39.99	6.32	22.23	2.35	2.57	0.34	37.63	111.43								
	A30VO018	49.54	5.73	19.10	2.02	0.00	0.00	54.67	131.06								
	A30VO023	36.07	4.17	12.60	1.33	0.00	0.00	39.80	93.97								
	A30WR001	13.24	2.07	8.52	0.90	0.26	0.03	12.44	37.46								
	A30WR002	35.97	5.89	22.23	2.35	7.02	0.94	34.11	108.51								
	A30XX001	13.30	2.48	7.62	0.68	0.65	0.09	8.61	33.43								
	A30XX002	17.74	3.25	7.97	0.71	0.00	0.00	11.44	41.11								

Table 2-2
Hourly Rate Elements

REGION 3		AVERAGE OPERATING CONDITIONS								SEVERE OPERATING CONDITIONS							
CAT	ID. NO.	DEPR	FCCM	FUEL	FOG	TIRE WEAR	TIRE REPAIR	REPAIR	TOTAL RATE	DEPR	FCCM	FUEL	FOG	TIRE WEAR	TIRE REPAIR	REPAIR	TOTAL RATE
A35																	
	A35LD001	2.51	0.25	0.72	0.09	0.06	0.01	2.37	6.01								
	A35LD002	2.09	0.21	0.72	0.09	0.03	0.00	1.96	5.10								
	A35LD003	1.82	0.18	0.72	0.09	0.03	0.00	1.71	4.55								
A40																	
	A40BO001	39.78	4.09	15.38	1.63	2.20	0.29	47.06	110.43								
	A40BO002	37.74	3.89	15.38	1.63	2.20	0.29	44.67	105.80								
	A40BO003	62.85	6.19	30.11	3.19	0.00	0.00	73.69	176.03								
	A40BO004	64.08	6.31	30.11	3.19	0.00	0.00	75.14	178.83								
	A40BO005	68.92	6.79	30.11	3.19	0.00	0.00	80.80	189.81								
	A40BO006	74.13	7.30	37.64	3.99	0.00	0.00	86.92	209.98								
	A40BO007	88.05	8.67	37.64	3.99	0.00	0.00	103.24	241.59								
	A40BO008	88.08	8.68	37.64	3.99	0.00	0.00	103.27	241.66								
	A40BO009	135.66	13.36	82.92	8.78	0.00	0.00	159.06	399.78								
	A40BO010	140.91	13.88	82.92	8.78	0.00	0.00	165.21	411.70								
	A40CA001	57.04	5.62	24.20	2.56	0.00	0.00	66.87	156.29								
	A40CA008	80.38	7.92	67.76	7.18	0.00	0.00	94.24	257.48								
	A40CA009	80.68	7.95	67.76	7.18	0.00	0.00	94.59	258.16								
	A40RT008	54.80	5.40	34.95	3.70	0.00	0.00	64.25	163.10								
	A40RT009	54.80	5.40	34.95	3.70	0.00	0.00	64.25	163.10								
	A40RT010	67.73	6.67	66.68	7.06	0.00	0.00	79.41	227.55								
	A40RT011	77.90	7.67	75.29	7.97	0.00	0.00	91.34	260.17								
	A40RT012	90.80	8.95	75.29	7.97	0.00	0.00	106.47	289.48								
A45																	
	A45RS001	13.37	1.14	5.48	1.08	0.07	0.01	14.13	35.28								

Table 2-2
Hourly Rate Elements

REGION 3		AVERAGE OPERATING CONDITIONS								SEVERE OPERATING CONDITIONS							
CAT	ID. NO.	DEPR	FCCM	FUEL	FOG	TIRE WEAR	TIRE REPAIR	REPAIR	TOTAL RATE	DEPR	FCCM	FUEL	FOG	TIRE WEAR	TIRE REPAIR	REPAIR	TOTAL RATE
A45																	
	A45RS002	20.45	1.73	21.88	2.81	0.00	0.00	21.58	68.45								
	A45SE003	8.02	0.68	2.22	2.24	0.07	0.01	8.48	21.72								
	A45SE004	4.90	0.43	1.95	0.74	0.19	0.03	5.22	13.46								
B10																	
	B10CC007	7.62	0.98	2.70	3.33	0.21	0.03	8.96	23.83								
	B10CC008	6.48	0.91	24.43	6.46	1.49	0.20	7.76	47.73								
	B10CC009	7.10	1.00	29.97	7.38	1.79	0.24	8.51	55.99								
	B10CC010	8.93	1.22	29.97	7.63	1.49	0.20	10.64	60.08								
	B10CC012	2.54	0.32	2.70	1.08	0.00	0.00	2.98	9.62								
	B10CC013	3.35	0.43	2.70	1.13	0.00	0.00	3.93	11.54								
	B10CC015	2.44	0.38	1.01	1.43	0.98	0.13	2.99	9.36								
	B10CL006	25.45	3.35	7.57	5.21	1.83	0.24	30.06	73.71								
	B10CL015	29.20	3.83	1.89	3.30	1.83	0.24	34.47	74.76								
	B10CL021	9.56	1.29	2.21	0.94	1.22	0.16	11.36	26.74								
	B10CL025	52.29	6.65	12.61	5.35	0.26	0.03	61.34	138.53								
	B10CL027	4.77	0.60	0.00	0.00	0.00	0.00	5.59	10.96								
	B10CL032	0.63	0.08	0.63	0.27	0.00	0.00	0.73	2.34								
	B10CL034	1.25	0.16	1.26	0.53	0.00	0.00	1.47	4.67								
	B10CL036	0.52	0.07	0.50	0.21	0.00	0.00	0.61	1.91								
	B10CL040	0.72	0.09	1.26	0.53	0.00	0.00	0.84	3.44								
	B10CL042	0.48	0.06	0.32	0.14	0.00	0.00	0.56	1.56								
	B10CL045	0.64	0.08	0.63	0.27	0.00	0.00	0.75	2.37								
	B10EM002	3.32	0.43	0.63	1.27	0.08	0.01	3.90	9.64								
	B10EM003	3.53	0.45	0.00	0.00	0.00	0.00	4.14	8.12								
	B10EM004	21.59	2.77	7.57	3.21	0.49	0.07	25.38	61.08								

Table 2-2
Hourly Rate Elements

REGION 3		AVERAGE OPERATING CONDITIONS								SEVERE OPERATING CONDITIONS							
CAT	ID. NO.	DEPR	FCCM	FUEL	FOG	TIRE WEAR	TIRE REPAIR	REPAIR	TOTAL RATE	DEPR	FCCM	FUEL	FOG	TIRE WEAR	TIRE REPAIR	REPAIR	TOTAL RATE
B10																	
	B10KJ001	28.78	4.59	8.20	3.48	1.94	0.26	33.94	81.19								
	B10KJ002	28.34	4.54	13.87	5.89	2.17	0.29	33.45	88.55								
	B10RC007	25.25	3.24	0.95	2.90	0.49	0.07	29.67	62.57								
	B10RC008	24.48	3.19	1.89	3.30	1.34	0.18	28.87	63.25								
	B10RC032	28.18	3.70	3.15	5.84	1.85	0.25	33.27	76.24								
	B10SN031	18.42	2.47	1.58	2.02	1.94	0.26	21.84	48.53								
	B10SN032	20.90	2.77	2.84	2.96	1.83	0.24	24.73	56.27								
	B10SN033	18.53	2.47	1.89	2.30	1.71	0.23	21.95	49.08								
	B10SN034	19.45	2.59	1.26	2.03	1.83	0.24	23.04	50.44								
	B10SN035	20.41	2.71	1.89	2.45	1.83	0.24	24.16	53.69								
B15																	
	B15BM001	7.05	0.75	7.14	0.76	0.12	0.02	5.66	21.50								
	B15EC001	31.74	3.40	6.57	0.69	0.78	0.10	25.50	68.78								
	B15EC002	22.61	2.42	7.41	0.78	0.41	0.05	18.15	51.83								
	B15EC003	29.95	3.22	20.53	2.17	0.78	0.10	24.06	80.81								
	B15EC004	33.92	3.59	14.24	1.51	0.00	0.00	27.22	80.48								
	B15LS001	2.96	0.32	2.21	0.23	0.10	0.01	2.38	8.21								
	B15LS002	5.89	0.63	6.61	0.70	0.09	0.01	4.73	18.66								
	B15MB001	0.94	0.10	0.00	0.10	0.00	0.00	0.76	1.90								
	B15MB002	1.04	0.11	0.00	0.14	0.00	0.00	0.83	2.12								
	B15MB004	2.62	0.28	3.60	0.33	0.03	0.00	2.11	8.97								
	B15RS001	7.89	0.84	6.61	0.70	0.10	0.01	6.33	22.48								
	B15RS005	9.13	0.97	6.61	0.70	0.12	0.02	7.33	24.88								
	B15TB001	2.62	0.29	2.74	0.29	0.16	0.02	2.11	8.23								
	B15TB002	2.64	0.29	2.74	0.29	0.16	0.02	2.12	8.26								

Table 2-2
Hourly Rate Elements

REGION 3		AVERAGE OPERATING CONDITIONS								SEVERE OPERATING CONDITIONS							
CAT	ID. NO.	DEPR	FCCM	FUEL	FOG	TIRE WEAR	TIRE REPAIR	REPAIR	TOTAL RATE	DEPR	FCCM	FUEL	FOG	TIRE WEAR	TIRE REPAIR	REPAIR	TOTAL RATE
B20																	
	B20BN001	2.07	0.22	5.25	0.64	0.03	0.00	1.87	10.08								
	B20BN002	2.95	0.31	5.54	0.67	0.04	0.01	2.66	12.18								
	B20BN003	4.00	0.43	13.34	1.61	0.04	0.01	3.61	23.04								
	B20BN005	5.31	0.57	21.73	2.63	0.04	0.01	4.79	35.08								
	B20BN006	6.84	0.73	24.73	2.99	0.04	0.01	6.17	41.51								
	B20BN007	17.21	1.83	23.78	2.52	0.07	0.01	15.53	60.95								
	B20MQ001	5.01	0.53	3.63	0.38	0.06	0.01	4.52	14.14								
	B20MQ003	6.81	0.73	9.63	1.02	0.17	0.02	6.15	24.53								
	B20MQ004	7.56	0.81	10.89	1.15	0.16	0.02	6.83	27.42								
	B20MQ005	12.63	1.35	29.64	4.64	0.16	0.02	11.40	59.84								
	B20MQ006	3.78	0.40	3.63	0.38	0.06	0.01	3.42	11.68								
	B20MQ007	3.06	0.33	13.34	1.61	0.06	0.01	2.77	21.18								
	B20MQ008	3.76	0.40	19.48	2.36	0.06	0.01	3.39	29.46								
	B20MQ009	4.77	0.52	26.08	3.16	0.17	0.02	4.31	39.03								
	B20MQ010	5.68	0.61	41.21	4.99	0.16	0.02	5.14	57.81								
B25																	
	B25HB001	2.84	0.30	0.00	0.00	0.00	0.00	1.92	5.06	3.50	0.31	0.00	0.00	0.00	0.00	2.69	6.50
	B25HB003	2.99	0.32	0.00	0.00	0.00	0.00	2.02	5.33	3.68	0.33	0.00	0.00	0.00	0.00	2.83	6.84
	B25HB005	3.16	0.33	0.00	0.00	0.00	0.00	2.13	5.62	3.89	0.34	0.00	0.00	0.00	0.00	2.99	7.22
	B25HB007	4.17	0.44	0.00	0.00	0.00	0.00	2.81	7.42	5.13	0.45	0.00	0.00	0.00	0.00	3.95	9.53
	B25HB008	4.28	0.45	0.00	0.00	0.00	0.00	2.89	7.62	5.27	0.47	0.00	0.00	0.00	0.00	4.06	9.80
	B25HB009	4.47	0.47	0.00	0.00	0.00	0.00	3.01	7.95	5.50	0.49	0.00	0.00	0.00	0.00	4.23	10.22
	B25HB010	5.09	0.54	0.00	0.00	0.00	0.00	3.43	9.06	6.27	0.56	0.00	0.00	0.00	0.00	4.83	11.66
	B25HB011	5.10	0.54	0.00	0.00	0.00	0.00	3.44	9.08	6.27	0.56	0.00	0.00	0.00	0.00	4.83	11.66

Table 2-2
Hourly Rate Elements

REGION 3		AVERAGE OPERATING CONDITIONS								SEVERE OPERATING CONDITIONS							
CAT	ID. NO.	DEPR	FCCM	FUEL	FOG	TIRE WEAR	TIRE REPAIR	REPAIR	TOTAL RATE	DEPR	FCCM	FUEL	FOG	TIRE WEAR	TIRE REPAIR	REPAIR	TOTAL RATE
B25																	
	B25HB012	5.34	0.57	0.00	0.00	0.00	0.00	3.60	9.51	6.57	0.58	0.00	0.00	0.00	0.00	5.06	12.21
	B25HB013	5.59	0.59	0.00	0.00	0.00	0.00	3.77	9.95	6.87	0.61	0.00	0.00	0.00	0.00	5.29	12.77
	B25HB014	5.77	0.61	0.00	0.00	0.00	0.00	3.89	10.27	7.10	0.63	0.00	0.00	0.00	0.00	5.47	13.20
	B25HB015	5.94	0.63	0.00	0.00	0.00	0.00	4.01	10.58	7.32	0.65	0.00	0.00	0.00	0.00	5.63	13.60
	B25XX001	2.73	0.29	0.00	0.00	0.00	0.00	1.84	4.86	3.36	0.30	0.00	0.00	0.00	0.00	2.59	6.25
	B25XX002	3.05	0.32	0.00	0.00	0.00	0.00	2.05	5.42	3.75	0.33	0.00	0.00	0.00	0.00	2.89	6.97
	B25XX003	3.37	0.36	0.00	0.00	0.00	0.00	2.27	6.00	4.14	0.37	0.00	0.00	0.00	0.00	3.19	7.70
	B25XX004	3.42	0.36	0.00	0.00	0.00	0.00	2.31	6.09	4.21	0.37	0.00	0.00	0.00	0.00	3.24	7.82
	B25XX005	4.00	0.42	0.00	0.00	0.00	0.00	2.70	7.12	4.93	0.44	0.00	0.00	0.00	0.00	3.79	9.16
	B25XX006	4.33	0.46	0.00	0.00	0.00	0.00	2.92	7.71	5.33	0.47	0.00	0.00	0.00	0.00	4.11	9.91
	B25XX007	4.65	0.49	0.00	0.00	0.00	0.00	3.14	8.28	5.72	0.51	0.00	0.00	0.00	0.00	4.41	10.64
	B25XX008	5.40	0.57	0.00	0.00	0.00	0.00	3.64	9.61	6.64	0.59	0.00	0.00	0.00	0.00	5.11	12.34
	B25XX009	5.61	0.59	0.00	0.00	0.00	0.00	3.78	9.98	6.90	0.61	0.00	0.00	0.00	0.00	5.32	12.83
	B25XX010	6.05	0.64	0.00	0.00	0.00	0.00	4.08	10.77	7.44	0.66	0.00	0.00	0.00	0.00	5.73	13.83
	B25XX011	6.90	0.73	0.00	0.00	0.00	0.00	4.65	12.28	8.49	0.75	0.00	0.00	0.00	0.00	6.53	15.77
	B25XX012	7.34	0.78	0.00	0.00	0.00	0.00	4.95	13.07	9.03	0.80	0.00	0.00	0.00	0.00	6.95	16.78
	B25XX013	8.18	0.87	0.00	0.00	0.00	0.00	5.52	14.57	10.07	0.89	0.00	0.00	0.00	0.00	7.75	18.71
	B25XX014	9.23	0.98	0.00	0.00	0.00	0.00	6.22	16.43	11.36	1.01	0.00	0.00	0.00	0.00	8.75	21.12
	B25XX015	9.46	1.00	0.00	0.00	0.00	0.00	6.38	16.84	11.64	1.03	0.00	0.00	0.00	0.00	8.96	21.63
	B25XX016	10.02	1.06	0.00	0.00	0.00	0.00	6.76	17.84	12.33	1.09	0.00	0.00	0.00	0.00	9.49	22.91
	B25XX017	10.74	1.14	0.00	0.00	0.00	0.00	7.25	19.13	13.22	1.17	0.00	0.00	0.00	0.00	10.18	24.57
	B25XX018	11.44	1.21	0.00	0.00	0.00	0.00	7.72	20.37	14.08	1.25	0.00	0.00	0.00	0.00	10.84	26.17
	B25XX019	12.03	1.27	0.00	0.00	0.00	0.00	8.11	21.41	14.81	1.31	0.00	0.00	0.00	0.00	11.40	27.52
B30																	
	B30CR001	0.31	0.03	0.00	0.00	0.00	0.00	0.22	0.56								

Table 2-2
Hourly Rate Elements

REGION 3		AVERAGE OPERATING CONDITIONS								SEVERE OPERATING CONDITIONS							
CAT	ID. NO.	DEPR	FCCM	FUEL	FOG	TIRE WEAR	TIRE REPAIR	REPAIR	TOTAL RATE	DEPR	FCCM	FUEL	FOG	TIRE WEAR	TIRE REPAIR	REPAIR	TOTAL RATE
B30																	
	B30CR002	0.34	0.03	0.00	0.00	0.00	0.00	0.25	0.62								
	B30CR003	0.37	0.04	0.00	0.00	0.00	0.00	0.27	0.68								
	B30CR004	0.41	0.04	0.00	0.00	0.00	0.00	0.30	0.75								
	B30CR005	0.51	0.05	0.00	0.00	0.00	0.00	0.37	0.93								
	B30CR006	0.60	0.06	0.00	0.00	0.00	0.00	0.44	1.10								
	B30CR009	0.62	0.06	0.00	0.00	0.00	0.00	0.45	1.13								
	B30CR010	0.74	0.07	0.00	0.00	0.00	0.00	0.54	1.35								
	B30CR011	0.86	0.08	0.00	0.00	0.00	0.00	0.63	1.57								
	B30CR012	1.05	0.10	0.00	0.00	0.00	0.00	0.77	1.92								
	B30GB001	0.59	0.06	0.00	0.00	0.00	0.00	0.38	1.03								
	B30GB002	0.76	0.07	0.00	0.00	0.00	0.00	0.49	1.32								
	B30GB003	0.94	0.09	0.00	0.00	0.00	0.00	0.60	1.63								
	B30GB004	1.36	0.13	0.00	0.00	0.00	0.00	0.87	2.36								
	B30GB005	1.61	0.16	0.00	0.00	0.00	0.00	1.03	2.80								
	B30GB006	3.71	0.36	0.00	0.00	0.00	0.00	2.54	6.61								
	B30GB007	4.01	0.39	0.00	0.00	0.00	0.00	2.75	7.15								
	B30GB008	4.43	0.43	0.00	0.00	0.00	0.00	3.03	7.89								
	B30GB009	4.91	0.48	0.00	0.00	0.00	0.00	3.36	8.75								
	B30GB010	6.22	0.60	0.00	0.00	0.00	0.00	4.25	11.07								
	B30GB011	2.40	0.23	0.00	0.00	0.00	0.00	1.75	4.38								
	B30GB012	2.49	0.24	0.00	0.00	0.00	0.00	1.81	4.54								
	B30GB013	2.58	0.25	0.00	0.00	0.00	0.00	1.88	4.71								
	B30GB014	3.37	0.33	0.00	0.00	0.00	0.00	2.46	6.16								
	B30GB015	3.49	0.34	0.00	0.00	0.00	0.00	2.55	6.38								
	B30GB016	5.83	0.57	0.00	0.00	0.00	0.00	4.26	10.66								
	B30GB017	6.32	0.61	0.00	0.00	0.00	0.00	4.61	11.54								

Table 2-2
Hourly Rate Elements

REGION 3		AVERAGE OPERATING CONDITIONS								SEVERE OPERATING CONDITIONS							
CAT	ID. NO.	DEPR	FCCM	FUEL	FOG	TIRE WEAR	TIRE REPAIR	REPAIR	TOTAL RATE	DEPR	FCCM	FUEL	FOG	TIRE WEAR	TIRE REPAIR	REPAIR	TOTAL RATE
B30																	
	B30GB018	0.48	0.05	0.00	0.00	0.00	0.00	0.31	0.84								
B35																	
	B35HE018	0.95	0.11	0.00	0.00	0.00	0.00	0.64	1.70	1.22	0.12	0.00	0.00	0.00	0.00	0.94	2.28
	B35HE019	1.09	0.13	0.00	0.00	0.00	0.00	0.74	1.96	1.40	0.13	0.00	0.00	0.00	0.00	1.08	2.61
	B35HE020	1.56	0.18	0.00	0.00	0.00	0.00	1.05	2.79	2.00	0.19	0.00	0.00	0.00	0.00	1.54	3.73
	B35HE021	1.96	0.23	0.00	0.00	0.00	0.00	1.32	3.51	2.52	0.24	0.00	0.00	0.00	0.00	1.94	4.70
	B35HE022	2.26	0.27	0.00	0.00	0.00	0.00	1.53	4.06	2.91	0.27	0.00	0.00	0.00	0.00	2.24	5.42
	B35HE023	2.70	0.32	0.00	0.00	0.00	0.00	1.82	4.84	3.48	0.33	0.00	0.00	0.00	0.00	2.68	6.49
	B35HE025	3.87	0.45	0.00	0.00	0.00	0.00	2.61	6.93	4.97	0.47	0.00	0.00	0.00	0.00	3.83	9.27
	B35HE040	5.88	0.76	0.00	0.00	0.00	0.00	3.96	10.60	7.35	0.78	0.00	0.00	0.00	0.00	5.66	13.79
	B35HE041	6.30	0.81	0.00	0.00	0.00	0.00	4.25	11.36	7.87	0.83	0.00	0.00	0.00	0.00	6.06	14.76
	B35HE042	8.10	1.04	0.00	0.00	0.00	0.00	5.46	14.60	10.13	1.07	0.00	0.00	0.00	0.00	7.80	19.00
C05																	
	C05S7001	0.25	0.01	0.64	0.08	0.00	0.00	0.62	1.60								
	C05S7002	0.36	0.01	0.95	0.12	0.00	0.00	0.91	2.35								
	C05S7003	0.52	0.02	1.23	0.15	0.00	0.00	1.31	3.23								
	C05S7004	0.98	0.04	1.77	0.21	0.00	0.00	2.46	5.46								
C10																	
	C10BO001	0.88	0.05	0.82	0.07	0.00	0.00	1.00	2.82								
	C10BO003	0.59	0.03	0.82	0.07	0.00	0.00	0.67	2.18								
	C10BO004	0.60	0.03	1.23	0.11	0.00	0.00	0.69	2.66								
	C10BO008	3.44	0.19	0.92	0.08	0.00	0.00	3.92	8.55								
	C10BO009	1.64	0.11	0.82	0.07	0.00	0.00	2.09	4.73								
	C10BO011	3.98	0.26	1.03	0.09	0.00	0.00	5.08	10.44								

Table 2-2
Hourly Rate Elements

REGION 3		AVERAGE OPERATING CONDITIONS								SEVERE OPERATING CONDITIONS							
CAT	ID. NO.	DEPR	FCCM	FUEL	FOG	TIRE WEAR	TIRE REPAIR	REPAIR	TOTAL RATE	DEPR	FCCM	FUEL	FOG	TIRE WEAR	TIRE REPAIR	REPAIR	TOTAL RATE
C10																	
	C10BO013	9.36	0.61	2.40	0.22	0.00	0.00	11.92	24.51								
	C10MU001	4.08	0.26	1.13	0.10	0.00	0.00	5.20	10.77								
	C10MU002	8.82	0.57	2.06	0.19	0.00	0.00	11.24	22.88								
	C10MU003	4.11	0.27	2.16	0.20	0.00	0.00	5.24	11.98								
	C10WC003	1.38	0.08	0.41	0.04	0.00	0.00	1.58	3.49								
	C10WC006	1.17	0.06	1.13	0.10	0.00	0.00	1.33	3.79								
	C10WC007	1.79	0.10	1.65	0.15	0.00	0.00	2.04	5.73								
	C10WC008	4.41	0.24	1.39	0.13	0.00	0.00	5.02	11.19								
	C10WC010	3.01	0.20	2.26	0.21	0.00	0.00	3.84	9.52								
	C10WC016	9.01	0.58	2.45	0.22	0.00	0.00	11.47	23.73								
	C10WC017	4.01	0.26	0.92	0.08	0.00	0.00	5.11	10.38								
C15																	
	C15BL001	1.62	0.11	0.14	0.57	0.00	0.00	1.64	4.08								
	C15BL003	9.23	0.65	0.68	1.82	0.00	0.00	9.37	21.75								
	C15BL004	10.23	0.72	1.02	2.23	0.00	0.00	10.39	24.59								
	C15BL005	13.58	0.96	2.04	2.96	0.00	0.00	13.79	33.33								
	C15BL006	46.74	5.93	45.36	4.80	0.00	0.00	47.44	150.27								
	C15ED001	1.82	0.13	1.76	0.21	0.00	0.00	1.85	5.77								
	C15ED002	0.88	0.06	1.44	0.17	0.00	0.00	0.89	3.44								
	C15XX001	9.32	1.18	25.12	3.04	0.00	0.00	9.46	48.12								
C20																	
	C20XX001	1.20	0.12	1.92	0.23	0.38	0.05	1.02	4.92								
	C20XX002	2.48	0.17	1.28	0.15	0.00	0.00	1.96	6.04								

Table 2-2
Hourly Rate Elements

REGION 3		AVERAGE OPERATING CONDITIONS								SEVERE OPERATING CONDITIONS							
CAT	ID. NO.	DEPR	FCCM	FUEL	FOG	TIRE WEAR	TIRE REPAIR	REPAIR	TOTAL RATE	DEPR	FCCM	FUEL	FOG	TIRE WEAR	TIRE REPAIR	REPAIR	TOTAL RATE
C25																	
	C25AJ020	2.00	0.17	3.52	0.43	0.00	0.00	1.80	7.92								
	C25AJ021	2.46	0.21	3.52	0.43	0.00	0.00	2.22	8.84								
	C25AJ022	3.28	0.28	6.40	0.77	0.00	0.00	2.96	13.69								
	C25AJ024	2.32	0.20	0.00	0.00	0.00	0.00	2.10	4.62								
	C25AJ026	0.40	0.03	0.24	0.03	0.00	0.00	0.37	1.07								
	C25AJ027	0.46	0.04	0.24	0.03	0.00	0.00	0.41	1.18								
	C25AJ028	0.59	0.05	0.40	0.05	0.00	0.00	0.53	1.62								
	C25AJ029	0.55	0.05	1.44	0.17	0.00	0.00	0.49	2.70								
	C25AJ030	4.02	0.34	5.92	0.72	0.00	0.00	3.63	14.63								
	C25MU001	0.43	0.04	1.28	0.15	0.00	0.00	0.39	2.29								
	C25MU002	0.51	0.04	1.44	0.17	0.00	0.00	0.46	2.62								
	C25SV004	6.96	1.14	3.15	0.50	0.77	0.10	5.48	18.10								
	C25SV005	8.74	1.41	3.15	0.50	0.77	0.10	6.86	21.53								
	C25SV006	12.07	1.92	2.59	0.37	0.81	0.11	9.44	27.31								
	C25SV007	6.02	0.96	2.10	0.34	0.43	0.06	4.71	14.62								
	C25SV008	3.05	0.50	0.90	0.14	0.41	0.05	2.41	7.46								
	C25SV009	14.29	2.26	2.59	0.37	0.78	0.10	11.15	31.54								
	C25SV010	31.24	4.87	3.28	0.47	0.78	0.10	24.25	64.99								
	C25SV011	38.69	6.01	4.82	0.69	0.78	0.10	30.01	81.10								
	C25WC002	0.40	0.03	1.14	0.14	0.00	0.00	0.36	2.07								
	C25XX001	0.28	0.02	0.16	0.02	0.00	0.00	0.25	0.73								
	C25XX002	1.91	0.16	1.44	0.17	0.00	0.00	1.72	5.40								
	C25XX003	1.99	0.17	1.44	0.17	0.00	0.00	1.80	5.57								
	C25XX004	2.14	0.18	1.44	0.17	0.00	0.00	1.93	5.86								
	C25XX005	2.31	0.19	1.44	0.17	0.00	0.00	2.08	6.19								

Table 2-2
Hourly Rate Elements

REGION 3		AVERAGE OPERATING CONDITIONS								SEVERE OPERATING CONDITIONS							
CAT	ID. NO.	DEPR	FCCM	FUEL	FOG	TIRE WEAR	TIRE REPAIR	REPAIR	TOTAL RATE	DEPR	FCCM	FUEL	FOG	TIRE WEAR	TIRE REPAIR	REPAIR	TOTAL RATE
C25																	
	C25XX006	2.49	0.21	1.76	0.21	0.00	0.00	2.25	6.92								
	C25XX007	0.27	0.02	0.16	0.02	0.00	0.00	0.24	0.71								
	C25XX008	2.65	0.22	1.76	0.21	0.00	0.00	2.39	7.23								
	C25XX009	2.80	0.24	1.76	0.21	0.00	0.00	2.53	7.54								
	C25XX010	2.97	0.25	1.76	0.21	0.00	0.00	2.68	7.87								
	C25XX011	3.12	0.26	1.76	0.21	0.00	0.00	2.81	8.16								
	C25XX012	0.27	0.02	0.32	0.04	0.00	0.00	0.25	0.90								
	C25XX013	3.28	0.28	1.76	0.21	0.00	0.00	2.96	8.49								
	C25XX014	3.43	0.29	1.76	0.21	0.00	0.00	3.09	8.78								
	C25XX015	0.28	0.02	0.16	0.02	0.00	0.00	0.25	0.73								
C35																	
	C35AF001	9.07	1.12	2.58	0.27	0.04	0.01	9.82	22.91								
	C35AF002	1.50	0.19	0.00	0.00	0.00	0.00	1.62	3.31								
	C35AF004	7.50	0.93	2.58	0.27	0.04	0.01	8.13	19.46								
	C35AF014	1.25	0.16	0.00	0.00	0.00	0.00	1.36	2.77								
	C35EN001	19.53	2.41	2.91	3.74	0.00	0.00	21.14	49.73								
	C35PU001	4.94	0.62	3.01	1.32	0.08	0.01	5.36	15.34								
	C35PU002	1.99	0.25	0.36	0.34	0.00	0.00	2.16	5.10								
	C35PU003	3.16	0.39	0.00	0.30	0.00	0.00	3.43	7.28								
	C35PU004	1.60	0.20	0.00	0.40	0.00	0.00	1.74	3.94								
	C35PU005	5.71	0.71	5.25	1.06	0.05	0.01	6.19	18.98								
	C35PU006	7.65	0.95	5.85	0.62	0.07	0.01	8.30	23.45								
	C35RQ001	2.38	0.29	0.00	1.00	0.00	0.00	2.58	6.25								
	C35RQ002	1.56	0.19	0.00	2.00	0.00	0.00	1.69	5.44								
	C35RQ004	3.03	0.37	0.36	0.15	0.00	0.00	3.28	7.19								

Table 2-2
Hourly Rate Elements

REGION 3		AVERAGE OPERATING CONDITIONS								SEVERE OPERATING CONDITIONS							
CAT	ID. NO.	DEPR	FCCM	FUEL	FOG	TIRE WEAR	TIRE REPAIR	REPAIR	TOTAL RATE	DEPR	FCCM	FUEL	FOG	TIRE WEAR	TIRE REPAIR	REPAIR	TOTAL RATE
C40																	
	C40CC001	8.76	0.74	0.68	0.32	0.00	0.00	7.91	18.41								
	C40MU001	0.59	0.05	1.28	0.15	0.03	0.00	0.54	2.64								
	C40MU002	1.26	0.11	2.08	0.25	0.03	0.00	1.14	4.87								
	C40MU003	0.60	0.05	1.28	0.15	0.03	0.00	0.55	2.66								
	C40MU004	0.68	0.06	1.28	0.15	0.03	0.00	0.62	2.82								
	C40MU005	0.36	0.03	0.03	0.21	0.03	0.00	0.33	0.99								
	C40MU006	0.43	0.04	0.88	0.11	0.03	0.00	0.39	1.88								
	C40MU007	0.53	0.05	0.14	0.32	0.03	0.00	0.48	1.55								
	C40MU008	0.67	0.06	0.10	0.35	0.03	0.00	0.61	1.82								
	C40XX001	0.50	0.04	0.37	0.37	0.00	0.00	0.45	1.73								
	C40XX002	0.54	0.05	0.88	0.11	0.00	0.00	0.49	2.07								
	C40XX003	0.56	0.05	0.10	0.25	0.00	0.00	0.50	1.46								
	C40XX005	0.78	0.07	0.34	0.41	0.00	0.00	0.71	2.31								
	C40XX006	1.40	0.12	0.34	0.41	0.00	0.00	1.26	3.53								
	C40XX007	1.44	0.12	2.08	0.25	0.00	0.00	1.30	5.19								
C45																	
	C45CS001	25.51	2.51	8.60	0.91	0.00	0.00	29.92	67.45								
	C45CS002	26.87	2.65	8.60	0.91	0.00	0.00	31.50	70.53								
	C45GO011	43.75	4.31	19.18	2.03	0.00	0.00	51.29	120.56								
	C45GO012	67.56	6.66	14.54	1.54	0.00	0.00	79.21	169.51								
	C45GO013	29.52	2.91	7.92	0.84	0.00	0.00	34.61	75.80								
	C45GO014	32.47	3.20	8.43	0.89	0.00	0.00	38.07	83.06								
	C45GO016	105.63	10.41	19.79	2.10	0.00	0.00	123.85	261.78								
	C45GO018	115.57	11.39	28.82	3.05	0.00	0.00	135.50	294.33								

Table 2-2
Hourly Rate Elements

REGION 3		AVERAGE OPERATING CONDITIONS								SEVERE OPERATING CONDITIONS							
CAT	ID. NO.	DEPR	FCCM	FUEL	FOG	TIRE WEAR	TIRE REPAIR	REPAIR	TOTAL RATE	DEPR	FCCM	FUEL	FOG	TIRE WEAR	TIRE REPAIR	REPAIR	TOTAL RATE
C45																	
	C45GO020	145.53	14.34	38.72	4.10	0.00	0.00	170.63	373.32								
	C45GO026	14.18	1.40	6.22	0.75	0.00	0.00	16.63	39.18								
	C45GO027	17.04	1.68	4.30	0.46	0.00	0.00	19.98	43.46								
	C45GO028	24.52	2.42	4.30	0.46	0.00	0.00	28.75	60.45								
	C45GO029	22.93	2.26	6.22	0.75	0.00	0.00	26.89	59.05								
	C45GO031	71.82	7.08	33.13	3.51	0.00	0.00	84.21	199.75								
	C45MJ001	1.15	0.11	2.25	0.27	0.00	0.00	1.35	5.13								
	C45MJ002	0.50	0.05	0.69	0.08	0.00	0.00	0.58	1.90								
	C45MJ003	1.04	0.10	2.25	0.27	0.00	0.00	1.22	4.88								
	C45MJ004	1.90	0.19	3.45	0.42	0.00	0.00	2.22	8.18								
	C45MW002	9.17	0.91	2.28	0.24	0.07	0.01	10.77	23.45								
	C45MW003	12.14	1.20	2.28	0.24	0.09	0.01	14.25	30.21								
C55																	
	C55MU001	3.38	0.36	9.28	1.12	0.04	0.01	3.39	17.58								
	C55MU002	6.96	0.74	6.42	0.68	0.00	0.00	6.98	21.78								
	C55MU003	8.40	0.89	8.78	0.93	0.00	0.00	8.42	27.42								
	C55OE011	11.24	1.19	14.06	1.49	0.00	0.00	11.27	39.25								
	C55OE013	4.82	0.51	3.90	0.41	0.04	0.01	4.83	14.52								
	C55RQ003	6.45	0.69	6.66	0.71	0.04	0.01	6.47	21.03								
	C55SC001	9.32	0.99	8.13	0.86	0.08	0.01	9.34	28.73								
	C55SC002	13.50	1.44	14.14	1.50	0.12	0.02	13.54	44.26								
	C55SC005	39.21	4.22	20.56	2.18	0.00	0.00	39.37	105.54								
	C55SC006	50.49	5.42	20.56	2.18	0.00	0.00	50.67	129.32								

Table 2-2
Hourly Rate Elements

REGION 3		AVERAGE OPERATING CONDITIONS								SEVERE OPERATING CONDITIONS							
CAT	ID. NO.	DEPR	FCCM	FUEL	FOG	TIRE WEAR	TIRE REPAIR	REPAIR	TOTAL RATE	DEPR	FCCM	FUEL	FOG	TIRE WEAR	TIRE REPAIR	REPAIR	TOTAL RATE
C60																	
	C60HV001	5.17	0.43	1.48	0.63	0.00	0.00	5.18	12.89								
	C60HV002	0.29	0.02	1.03	0.12	0.00	0.00	0.29	1.75								
	C60HV003	0.32	0.03	1.34	0.16	0.00	0.00	0.32	2.17								
	C60HV004	0.24	0.02	1.34	0.16	0.00	0.00	0.24	2.00								
	C60HV005	0.60	0.05	1.34	0.16	0.00	0.00	0.60	2.75								
	C60HV006	0.29	0.02	1.60	0.19	0.00	0.00	0.29	2.39								
	C60HV007	0.28	0.02	0.74	0.09	0.00	0.00	0.28	1.41								
	C60HV008	0.16	0.01	1.03	0.12	0.00	0.00	0.17	1.49								
	C60HV009	0.58	0.05	1.19	0.14	0.00	0.00	0.59	2.55								
	C60HV010	0.30	0.02	2.26	0.27	0.00	0.00	0.30	3.15								
	C60HV011	5.28	0.44	9.16	1.31	0.00	0.00	5.29	21.48								
	C60HV012	5.80	0.48	9.16	1.31	0.00	0.00	5.81	22.56								
	C60HV013	5.47	0.45	9.16	1.31	0.00	0.00	5.48	21.87								
	C60HV014	2.75	0.23	2.62	1.11	0.00	0.00	2.76	9.47								
	C60HV016	6.95	0.58	10.40	1.49	0.00	0.00	6.97	26.39								
	C60HV017	0.89	0.07	1.52	0.18	0.00	0.00	0.90	3.56								
	C60HV018	1.06	0.09	1.52	0.18	0.00	0.00	1.06	3.91								
	C60HV019	7.03	0.58	0.52	0.22	0.00	0.00	7.05	15.40								
	C60HV020	3.61	0.30	9.88	1.20	0.00	0.00	3.62	18.61								
	C60HV021	4.14	0.34	9.88	1.20	0.00	0.00	4.15	19.71								
	C60HV023	2.77	0.23	2.62	1.11	0.00	0.00	2.78	9.51								
	C60HV024	4.13	0.34	9.88	1.20	0.00	0.00	4.14	19.69								
	C60HV025	0.27	0.02	1.85	0.22	0.00	0.00	0.27	2.63								
	C60HV026	0.69	0.06	2.26	0.27	0.00	0.00	0.69	3.97								
	C60HV027	1.09	0.09	4.32	0.52	0.00	0.00	1.10	7.12								

Table 2-2
Hourly Rate Elements

REGION 3		AVERAGE OPERATING CONDITIONS								SEVERE OPERATING CONDITIONS							
CAT	ID. NO.	DEPR	FCCM	FUEL	FOG	TIRE WEAR	TIRE REPAIR	REPAIR	TOTAL RATE	DEPR	FCCM	FUEL	FOG	TIRE WEAR	TIRE REPAIR	REPAIR	TOTAL RATE
C60																	
	C60HV028	9.24	0.77	2.36	1.00	0.00	0.00	9.26	22.63								
	C60HV029	8.56	0.71	1.52	0.65	0.00	0.00	8.58	20.02								
	C60HV031	9.62	0.80	2.97	1.26	0.00	0.00	9.64	24.29								
	C60HV032	11.50	0.95	2.27	0.96	0.00	0.00	11.53	27.21								
	C60HV033	1.99	0.17	0.87	0.37	0.00	0.00	2.00	5.40								
C65																	
	C65AJ025	0.36	0.02	0.22	0.03	0.00	0.00	0.92	1.55								
	C65MU001	0.13	0.01	0.06	0.03	0.00	0.00	0.35	0.58								
	C65MU002	0.15	0.01	0.13	0.06	0.00	0.00	0.38	0.73								
	C65MU003	0.18	0.01	0.19	0.08	0.00	0.00	0.46	0.92								
	C65MU004	0.36	0.02	0.82	0.10	0.00	0.00	0.94	2.24								
	C65WC003	0.66	0.04	0.19	0.22	0.00	0.00	1.71	2.82								
	C65WC005	0.72	0.04	0.82	0.10	0.00	0.00	1.84	3.52								
	C65WC006	0.72	0.04	0.82	0.24	0.00	0.00	1.84	3.66								
C75																	
	C75BD012	7.68	1.48	4.22	0.48	0.19	0.03	6.27	20.35								
	C75BD013	6.24	1.21	4.22	0.48	0.19	0.03	5.10	17.47								
	C75BD014	10.36	2.00	6.37	0.72	0.29	0.04	8.46	28.24								
	C75BD015	17.50	3.40	8.60	0.97	0.80	0.11	14.29	45.67								
	C75BD016	21.04	4.17	14.02	1.58	3.87	0.52	17.23	62.43								
	C75BD017	7.56	1.60	4.22	0.48	2.66	0.36	6.26	23.14								
	C75BD018	15.26	2.97	8.60	0.97	0.80	0.11	12.47	41.18								
	C75BD019	21.58	4.20	13.77	1.56	1.82	0.24	17.63	60.80								
	C75GV016	89.64	17.76	27.53	3.11	16.89	2.25	73.44	230.62								

Table 2-2
Hourly Rate Elements

REGION 3		AVERAGE OPERATING CONDITIONS								SEVERE OPERATING CONDITIONS							
CAT	ID. NO.	DEPR	FCCM	FUEL	FOG	TIRE WEAR	TIRE REPAIR	REPAIR	TOTAL RATE	DEPR	FCCM	FUEL	FOG	TIRE WEAR	TIRE REPAIR	REPAIR	TOTAL RATE
C75																	
	C75GV023	26.42	5.14	14.11	1.59	2.22	0.30	21.59	71.37								
	C75GV029	11.65	2.25	6.37	0.72	0.31	0.04	9.51	30.85								
	C75GV031	40.57	8.28	22.37	2.53	14.81	1.98	33.39	123.93								
	C75GV032	48.59	9.71	23.66	2.67	11.56	1.54	39.86	137.59								
	C75LB001	31.86	6.27	16.78	1.90	4.65	0.62	26.08	88.16								
	C75LB002	49.53	9.96	23.23	2.63	13.62	1.82	40.67	141.46								
	C75LB003	65.09	12.80	29.68	3.35	9.20	1.23	53.27	174.62								
	C75LB004	82.19	16.08	29.68	3.35	9.20	1.23	67.20	208.93								
	C75LB005	53.87	10.34	18.50	2.09	0.00	0.00	43.92	128.72								
	C75LB006	43.71	8.67	23.23	2.63	8.45	1.13	35.81	123.63								
	C75LB007	83.41	16.01	27.53	3.11	0.00	0.00	68.00	198.06								
	C75TD001	29.49	5.66	14.88	1.68	0.00	0.00	24.05	75.76								
	C75TD002	43.83	8.41	17.72	2.00	0.00	0.00	35.73	107.69								
	C75TD009	23.45	4.50	15.49	1.75	0.00	0.00	19.12	64.31								
	C75TD010	30.01	5.76	21.25	2.40	0.00	0.00	24.47	83.89								
	C75TD011	40.18	7.71	21.25	2.40	0.00	0.00	32.76	104.30								
	C75TE001	27.10	5.30	11.19	1.26	3.10	0.41	22.16	70.52								
	C75TE006	33.77	6.61	14.88	1.68	3.87	0.52	27.61	88.94								
C80																	
	C80GV016	131.20	35.59	29.12	2.85	7.87	1.05	120.59	328.27	145.77	35.76	37.55	3.67	21.76	2.90	141.54	388.95
	C80GV029	48.39	10.67	40.18	3.93	1.74	0.23	34.63	139.77	55.30	10.76	53.14	5.20	4.80	0.64	42.38	172.22
	C80GV030	48.39	10.67	40.18	3.93	1.74	0.23	34.63	139.77	55.30	10.76	53.14	5.20	4.80	0.64	42.38	172.22
	C80GV033	41.84	9.39	31.69	3.10	5.65	0.75	30.02	122.44	47.81	9.47	41.92	4.10	15.65	2.09	36.74	157.78
	C80GV034	70.80	17.48	38.39	3.76	5.78	0.77	57.87	194.85	79.65	17.62	50.77	4.97	16.13	2.15	69.24	240.53
	C80GV035	49.12	12.06	35.89	3.51	1.74	0.23	40.11	142.66	55.26	12.16	47.47	4.65	4.80	0.64	47.99	172.97

Table 2-2
Hourly Rate Elements

REGION 3		AVERAGE OPERATING CONDITIONS								SEVERE OPERATING CONDITIONS							
CAT	ID. NO.	DEPR	FCCM	FUEL	FOG	TIRE WEAR	TIRE REPAIR	REPAIR	TOTAL RATE	DEPR	FCCM	FUEL	FOG	TIRE WEAR	TIRE REPAIR	REPAIR	TOTAL RATE
C80																	
	C80LB001	61.40	16.64	43.05	4.21	2.05	0.27	56.43	184.05	68.23	16.73	56.93	5.57	5.67	0.76	66.24	220.13
	C80LB002	42.29	10.38	33.34	3.26	1.46	0.19	34.54	125.46	47.57	10.47	44.10	4.32	3.99	0.53	41.32	152.30
	C80LB003	42.29	10.38	33.34	3.26	1.46	0.19	34.54	125.46	47.57	10.47	44.10	4.32	3.99	0.53	41.32	152.30
	C80LB009	31.66	7.01	32.59	3.19	1.51	0.20	22.67	98.83	36.18	7.07	43.10	4.22	4.15	0.55	27.74	123.01
	C80LB011	33.01	7.30	32.59	3.19	1.51	0.20	23.63	101.43	37.72	7.36	43.10	4.22	4.15	0.55	28.92	126.02
	C80TD004	57.14	15.65	20.75	2.04	6.51	0.87	52.59	155.55	63.49	15.73	26.47	2.59	17.89	2.39	61.73	190.29
	C80TD006	44.82	11.20	15.82	1.55	6.73	0.90	36.70	117.72	50.42	11.29	20.16	1.98	18.82	2.51	43.91	149.09
	C80TD007	52.11	12.98	19.23	1.88	7.07	0.94	42.65	136.86	58.62	13.09	24.67	2.42	19.79	2.64	51.03	172.26
	C80TE001	31.48	7.78	43.30	4.24	1.68	0.22	25.73	114.43	35.41	7.84	57.27	5.61	4.64	0.62	30.79	142.18
	C80TE007	28.65	6.32	26.78	2.62	1.04	0.14	20.50	86.05	32.74	6.37	35.42	3.47	2.91	0.39	25.09	106.39
	C80TE009	39.62	8.73	40.18	3.93	1.33	0.18	28.35	122.32	45.28	8.80	53.14	5.20	3.64	0.49	34.69	151.24
	C80XX001	8.96	1.76	17.78	2.42	0.55	0.07	5.50	37.04	10.45	1.79	23.52	3.20	1.53	0.20	6.95	47.64
	C80XX002	13.17	2.61	31.25	4.26	1.04	0.14	8.10	60.57	15.36	2.65	41.33	5.63	2.91	0.39	10.23	78.50
C85																	
	C85KC005	27.80	7.46	12.94	1.07	0.00	0.00	24.10	73.37	34.75	7.56	17.03	1.41	0.00	0.00	31.89	92.64
	C85KC009	34.71	9.32	12.94	1.07	0.00	0.00	30.10	88.14	43.39	9.44	17.03	1.41	0.00	0.00	39.82	111.09
	C85KC010	56.61	15.19	16.48	1.36	0.00	0.00	49.09	138.73	70.76	15.39	21.69	1.80	0.00	0.00	64.94	174.58
	C85KC011	69.41	20.39	16.48	1.50	0.00	0.00	67.29	175.07	84.84	20.59	21.69	1.97	0.00	0.00	86.53	215.62
	C85LB001	35.28	9.47	12.26	1.01	0.00	0.00	30.59	88.61	44.10	9.59	16.13	1.34	0.00	0.00	40.47	111.63
	C85LB002	92.57	27.19	16.57	1.50	0.00	0.00	89.74	227.57	113.14	27.47	21.81	1.98	0.00	0.00	115.41	279.81
	C85LB014	46.24	12.41	12.26	1.01	0.00	0.00	40.09	112.01	57.80	12.57	16.13	1.34	0.00	0.00	53.04	140.88
	C85LB015	57.81	15.51	12.26	1.01	0.00	0.00	50.12	136.71	72.26	15.72	16.13	1.34	0.00	0.00	66.31	171.76
	C85LB016	70.17	20.61	12.26	1.11	0.00	0.00	68.02	172.17	85.76	20.82	16.13	1.46	0.00	0.00	87.47	211.64
	C85LB019	41.51	9.94	16.78	2.15	0.00	0.00	38.24	108.62	51.09	10.08	21.94	2.81	0.00	0.00	52.62	138.54
	C85LB021	60.45	16.18	16.78	1.39	0.00	0.00	62.26	157.06	72.54	16.36	21.94	1.82	0.00	0.00	82.51	195.17

Table 2-2
Hourly Rate Elements

REGION 3		AVERAGE OPERATING CONDITIONS								SEVERE OPERATING CONDITIONS							
CAT	ID. NO.	DEPR	FCCM	FUEL	FOG	TIRE WEAR	TIRE REPAIR	REPAIR	TOTAL RATE	DEPR	FCCM	FUEL	FOG	TIRE WEAR	TIRE REPAIR	REPAIR	TOTAL RATE
C85																	
	C85MA001	59.14	17.50	21.13	1.92	0.00	0.00	67.28	166.97	73.93	17.70	27.63	2.51	0.00	0.00	92.13	213.90
	C85MA003	74.26	21.98	23.30	2.12	0.00	0.00	84.47	206.13	92.82	22.22	30.47	2.77	0.00	0.00	115.68	263.96
	C85MA007	71.67	21.05	18.16	1.65	0.00	0.00	69.48	182.01	87.59	21.26	23.90	2.17	0.00	0.00	89.35	224.27
	C85MA013	43.81	12.87	14.08	1.28	0.00	0.00	42.47	114.51	53.55	13.00	18.52	1.68	0.00	0.00	54.62	141.37
	C85MA014	57.13	16.78	15.44	1.40	0.00	0.00	55.38	146.13	69.82	16.95	20.32	1.84	0.00	0.00	71.22	180.15
	C85MA015	27.36	7.34	12.94	1.07	0.00	0.00	23.73	72.44	34.20	7.44	17.03	1.41	0.00	0.00	31.39	91.47
	C85MA016	28.62	7.66	17.71	1.47	0.00	0.00	29.47	84.93	34.34	7.74	23.16	1.92	0.00	0.00	39.06	106.22
	C85TE004	35.89	8.59	11.50	1.47	0.00	0.00	33.06	90.51	44.17	8.71	15.03	1.93	0.00	0.00	45.50	115.34
	C85TE005	41.64	11.14	14.91	1.23	0.00	0.00	42.89	111.81	49.97	11.27	19.50	1.61	0.00	0.00	56.84	139.19
	C85TE006	64.11	17.16	19.26	1.59	0.00	0.00	66.04	168.16	76.94	17.35	25.19	2.09	0.00	0.00	87.52	209.09
	C85TE008	30.51	8.19	8.40	0.70	0.00	0.00	26.45	74.25	38.13	8.30	11.05	0.91	0.00	0.00	34.99	93.38
	C85TE009	39.82	10.69	10.90	0.90	0.00	0.00	34.52	96.83	49.77	10.83	14.34	1.19	0.00	0.00	45.67	121.80
	C85TE016	74.98	22.03	13.62	1.24	0.00	0.00	72.68	184.55	91.64	22.24	17.93	1.63	0.00	0.00	93.47	226.91
C90																	
	C90LB001	69.94	21.03	17.88	1.75	6.35	0.85	68.41	186.21	77.71	21.13	22.51	2.20	17.53	2.34	80.30	223.72
	C90MX001	35.10	9.49	18.65	1.83	1.13	0.15	30.47	96.82	39.49	9.55	23.75	2.33	3.14	0.42	36.45	115.13
C95																	
	C95LH024	34.35	9.19	3.78	6.78	0.00	0.00	31.65	85.75								
	C95LH025	42.82	11.46	9.27	9.37	0.00	0.00	39.45	112.37								
	C95LH026	70.48	18.86	9.27	9.37	0.00	0.00	64.93	172.91								
	C95LH027	80.03	21.42	9.27	9.37	0.00	0.00	73.73	193.82								
	C95LH028	86.28	23.09	9.27	11.37	0.00	0.00	79.48	209.49								
	C95LH029	98.93	26.48	13.56	14.40	0.00	0.00	91.14	244.51								

Table 2-2
Hourly Rate Elements

REGION 3		AVERAGE OPERATING CONDITIONS								SEVERE OPERATING CONDITIONS							
CAT	ID. NO.	DEPR	FCCM	FUEL	FOG	TIRE WEAR	TIRE REPAIR	REPAIR	TOTAL RATE	DEPR	FCCM	FUEL	FOG	TIRE WEAR	TIRE REPAIR	REPAIR	TOTAL RATE
D10																	
	D10CA001	48.62	8.30	27.25	3.68	0.00	0.00	59.64	147.49								
	D10CA002	37.89	6.47	27.25	3.68	0.00	0.00	46.48	121.77								
	D10S2001	58.04	13.54	52.68	5.58	0.00	0.00	71.19	201.03								
	D10S2002	82.53	19.25	82.19	8.70	0.00	0.00	101.24	293.91								
	D10S2003	85.95	20.17	69.02	7.31	1.32	0.18	105.59	289.54								
	D10WG001	4.91	1.15	0.00	0.00	0.00	0.00	6.03	12.09								
	D10WG002	7.79	1.82	0.00	0.00	0.00	0.00	9.56	19.17								
	D10WG003	5.00	1.17	0.00	0.00	0.00	0.00	6.13	12.30								
	D10WG004	7.71	1.80	0.00	0.00	0.00	0.00	9.46	18.97								
D15																	
	D15BI001	2.47	0.42	2.19	0.27	0.00	0.00	2.72	8.07								
	D15BI002	4.74	0.81	1.82	0.19	0.00	0.00	5.23	12.79								
	D15BI003	5.69	0.97	2.72	0.29	0.00	0.00	6.28	15.95								
	D15BI004	7.76	1.32	4.09	0.43	0.00	0.00	8.57	22.17								
	D15BI005	10.02	1.71	5.63	0.60	0.00	0.00	11.07	29.03								
	D15BI006	15.42	2.63	10.54	1.12	0.00	0.00	17.03	46.74								
	D15BI007	20.03	3.42	15.80	1.67	0.00	0.00	22.12	63.04								
	D15BI008	17.86	3.05	15.80	1.67	0.00	0.00	19.71	58.09								
	D15BI009	13.67	2.33	8.81	0.93	0.00	0.00	15.09	40.83								
	D15VE001	4.41	0.75	2.27	0.24	0.00	0.00	4.87	12.54								
	D15VE002	7.70	1.31	4.00	0.42	0.00	0.00	8.50	21.93								
	D15VE004	10.96	1.87	6.72	0.71	0.00	0.00	12.10	32.36								
	D15VE005	18.83	3.21	11.35	1.20	0.00	0.00	20.79	55.38								
	D15VE006	28.20	4.81	12.71	1.35	0.00	0.00	31.13	78.20								

Table 2-2
Hourly Rate Elements

REGION 3		AVERAGE OPERATING CONDITIONS								SEVERE OPERATING CONDITIONS							
CAT	ID. NO.	DEPR	FCCM	FUEL	FOG	TIRE WEAR	TIRE REPAIR	REPAIR	TOTAL RATE	DEPR	FCCM	FUEL	FOG	TIRE WEAR	TIRE REPAIR	REPAIR	TOTAL RATE
D15																	
	D15VE008	59.75	10.20	20.43	2.16	0.00	0.00	65.97	158.51								
	D15VE009	0.60	0.10	1.01	0.12	0.00	0.00	0.66	2.49								
	D15VE010	1.19	0.20	2.00	0.21	0.00	0.00	1.31	4.91								
	D15XX003	7.27	1.28	2.72	0.29	0.35	0.05	8.09	20.05								
D20																	
	D20AD007	1.73	0.24	1.46	0.89	0.00	0.00	1.80	6.12								
	D20DN001	0.45	0.06	0.27	0.11	0.00	0.00	0.47	1.36								
	D20DN002	0.48	0.07	0.17	0.07	0.00	0.00	0.50	1.29								
	D20DN004	0.87	0.12	0.97	0.41	0.00	0.00	0.91	3.28								
	D20HV001	0.34	0.05	0.26	0.11	0.00	0.00	0.35	1.11								
	D20HV002	0.37	0.05	0.26	0.11	0.00	0.00	0.39	1.18								
	D20HV003	0.90	0.12	0.62	0.26	0.00	0.00	0.93	2.83								
	D20HV022	1.64	0.23	2.56	0.15	0.00	0.00	1.71	6.29								
D25																	
	D25AD003	13.13	2.24	6.27	0.57	0.00	0.00	16.11	38.32								
	D25AD004	6.93	1.18	2.54	0.23	0.00	0.00	8.50	19.38								
	D25EZ002	0.61	0.10	0.00	0.50	0.00	0.00	0.75	1.96								
	D25EZ003	0.68	0.12	0.00	0.50	0.00	0.00	0.84	2.14								
	D25EZ005	2.48	0.42	0.00	1.25	0.00	0.00	3.04	7.19								
D30																	
	D30HD001	19.24	3.28	19.07	4.02	0.00	0.00	23.61	69.22								
	D30HD002	23.35	3.98	24.52	5.60	0.00	0.00	28.64	86.09								
	D30HD003	28.07	4.79	30.42	7.22	0.00	0.00	34.43	104.93								
	D30MR001	1.30	0.22	1.46	0.18	0.00	0.00	1.59	4.75								

Table 2-2
Hourly Rate Elements

REGION 3		AVERAGE OPERATING CONDITIONS								SEVERE OPERATING CONDITIONS							
CAT	ID. NO.	DEPR	FCCM	FUEL	FOG	TIRE WEAR	TIRE REPAIR	REPAIR	TOTAL RATE	DEPR	FCCM	FUEL	FOG	TIRE WEAR	TIRE REPAIR	REPAIR	TOTAL RATE
D30																	
	D30MR003	10.53	1.82	10.53	1.20	0.39	0.05	12.96	37.48								
	D30MR005	22.95	3.94	14.34	1.60	0.39	0.05	28.21	71.48								
	D30MR006	31.82	5.48	13.55	1.44	0.77	0.10	39.13	92.29								
D35																	
	D35DT001	52.25	11.05	40.87	5.86	0.00	0.00	60.08	170.11								
	D35DT002	52.07	11.01	40.87	5.86	0.00	0.00	59.89	169.70								
	D35DT003	58.38	12.35	40.87	5.86	0.00	0.00	67.14	184.60								
	D35DT004	63.03	13.33	47.68	6.83	0.00	0.00	72.49	203.36								
	D35DT005	93.39	19.75	69.02	9.89	0.00	0.00	107.39	299.44								
	D35DT006	65.33	17.49	69.02	8.35	0.00	0.00	75.14	235.33								
	D35RL007	47.04	10.01	56.31	8.07	1.06	0.14	54.16	176.79								
	D35WG001	36.50	9.86	46.51	5.63	1.45	0.19	42.05	142.19								
	D35WG002	37.13	10.03	65.66	7.95	1.45	0.19	42.78	165.19								
	D35WG003	40.17	10.84	65.66	7.95	1.45	0.19	46.27	172.53								
	D35WG004	37.97	10.25	41.59	5.03	1.45	0.19	43.74	140.22								
	D35WG005	41.21	11.12	41.59	5.03	1.45	0.19	47.46	148.05								
	D35WG006	41.43	11.18	82.63	10.00	1.45	0.19	47.73	194.61								
F10																	
	F10CS035	9.76	1.57	5.04	0.46	0.86	0.11	8.32	26.12								
	F10CS037	8.45	1.37	5.04	0.46	0.86	0.11	7.22	23.51								
	F10JC001	7.03	1.13	5.48	0.50	0.87	0.12	6.00	21.13								
	F10JC002	7.70	1.23	5.48	0.50	0.87	0.12	6.56	22.46								
G10																	
	G10CA012	7.88	1.01	35.56	3.23	0.00	0.00	5.57	53.25	9.85	1.04	47.04	4.27	0.00	0.00	7.96	70.16

Table 2-2
Hourly Rate Elements

REGION 3		AVERAGE OPERATING CONDITIONS								SEVERE OPERATING CONDITIONS							
CAT	ID. NO.	DEPR	FCCM	FUEL	FOG	TIRE WEAR	TIRE REPAIR	REPAIR	TOTAL RATE	DEPR	FCCM	FUEL	FOG	TIRE WEAR	TIRE REPAIR	REPAIR	TOTAL RATE
G10																	
	G10CA013	8.34	1.07	35.56	3.23	0.00	0.00	5.90	54.10	10.43	1.10	47.04	4.27	0.00	0.00	8.44	71.28
	G10CA014	9.04	1.16	51.05	4.63	0.00	0.00	6.40	72.28	11.30	1.20	67.52	6.13	0.00	0.00	9.14	95.29
	G10CA015	9.04	1.16	56.46	5.13	0.00	0.00	6.40	78.19	11.30	1.20	74.67	6.78	0.00	0.00	9.14	103.09
	G10CA017	18.56	2.39	89.95	8.17	0.00	0.00	13.14	132.21	23.20	2.46	118.96	10.80	0.00	0.00	18.77	174.19
	G10CA018	18.13	2.34	109.21	9.91	0.00	0.00	12.83	152.42	22.66	2.40	144.44	13.11	0.00	0.00	18.33	200.94
	G10CA019	40.55	5.22	155.59	14.12	0.00	0.00	28.70	244.18	50.68	5.37	205.78	18.68	0.00	0.00	41.00	321.51
	G10CA021	11.50	1.48	66.68	6.05	0.00	0.00	8.14	93.85	14.37	1.52	88.19	8.01	0.00	0.00	11.62	123.71
	G10CA022	4.34	0.56	22.38	2.03	0.00	0.00	3.07	32.38	5.43	0.58	29.59	2.69	0.00	0.00	4.39	42.68
	G10WC001	0.21	0.02	1.20	0.11	0.00	0.00	0.13	1.67	0.24	0.02	1.56	0.14	0.00	0.00	0.17	2.13
	G10WC002	0.31	0.03	1.65	0.15	0.00	0.00	0.19	2.33	0.35	0.03	2.15	0.20	0.00	0.00	0.25	2.98
	G10WC004	0.44	0.05	2.70	0.25	0.00	0.00	0.27	3.71	0.50	0.05	3.52	0.32	0.00	0.00	0.35	4.74
	G10XX001	0.12	0.01	0.90	0.08	0.00	0.00	0.08	1.19	0.14	0.01	1.17	0.11	0.00	0.00	0.10	1.53
	G10XX002	0.18	0.02	2.40	0.22	0.00	0.00	0.11	2.93	0.21	0.02	3.13	0.28	0.00	0.00	0.15	3.79
	G10XX004	0.42	0.04	1.50	0.14	0.00	0.00	0.25	2.35	0.48	0.05	1.96	0.18	0.00	0.00	0.34	3.01
	G10XX005	1.23	0.16	2.48	0.23	0.00	0.00	0.87	4.97	1.54	0.16	3.28	0.30	0.00	0.00	1.24	6.52
	G10XX006	1.42	0.18	3.56	0.32	0.00	0.00	1.01	6.49	1.78	0.19	4.70	0.43	0.00	0.00	1.44	8.54
	G10XX007	1.49	0.19	6.30	0.57	0.00	0.00	1.06	9.61	1.87	0.20	8.33	0.76	0.00	0.00	1.51	12.67
	G10XX008	4.06	0.52	9.34	0.85	0.00	0.00	2.88	17.65	5.08	0.54	12.35	1.12	0.00	0.00	4.11	23.20
	G10XX009	4.62	0.60	11.71	1.06	0.00	0.00	3.27	21.26	5.78	0.61	15.48	1.41	0.00	0.00	4.67	27.95
	G10XX010	3.10	0.40	14.60	1.33	0.00	0.00	2.19	21.62	3.88	0.41	19.30	1.75	0.00	0.00	3.13	28.47
	G10XX011	4.61	0.59	26.89	2.44	0.00	0.00	3.26	37.79	5.77	0.61	35.57	3.23	0.00	0.00	4.66	49.84
	G10XX012	8.30	1.07	31.71	2.88	0.00	0.00	5.88	49.84	10.38	1.10	41.94	3.81	0.00	0.00	8.40	65.63
	G10XX013	10.03	1.29	51.05	4.63	0.00	0.00	7.10	74.10	12.54	1.33	67.52	6.13	0.00	0.00	10.14	97.66
	G10XX014	17.86	2.30	58.01	5.27	0.00	0.00	12.64	96.08	22.32	2.36	76.73	6.97	0.00	0.00	18.06	126.44
	G10XX015	20.66	2.66	89.95	8.17	0.00	0.00	14.62	136.06	25.82	2.73	118.96	10.80	0.00	0.00	20.88	179.19
	G10XX016	19.46	2.51	109.21	9.91	0.00	0.00	13.77	154.86	24.32	2.58	144.44	13.11	0.00	0.00	19.68	204.13

Table 2-2
Hourly Rate Elements

REGION 3		AVERAGE OPERATING CONDITIONS								SEVERE OPERATING CONDITIONS							
CAT	ID. NO.	DEPR	FCCM	FUEL	FOG	TIRE WEAR	TIRE REPAIR	REPAIR	TOTAL RATE	DEPR	FCCM	FUEL	FOG	TIRE WEAR	TIRE REPAIR	REPAIR	TOTAL RATE
G15																	
	G15CA001	18.57	4.64	10.05	1.29	4.22	0.56	16.21	55.54	19.95	4.65	12.82	1.64	11.99	1.60	19.72	72.37
	G15CA003	20.36	5.07	12.41	1.59	4.22	0.56	17.76	61.97	21.87	5.08	15.83	2.03	11.99	1.60	21.60	80.00
	G15CA004	22.87	5.68	13.86	1.78	4.22	0.56	19.93	68.90	24.57	5.69	17.69	2.27	11.99	1.60	24.25	88.06
	G15CA005	31.02	7.73	17.95	2.30	6.63	0.89	27.06	93.58	33.31	7.75	22.90	2.93	18.84	2.52	32.92	121.17
	G15CA006	50.83	12.51	20.59	2.64	6.64	0.89	44.21	138.31	54.60	12.55	26.26	3.37	18.90	2.52	53.78	171.98
	G15CA009	24.87	6.16	15.32	1.96	4.22	0.56	21.66	74.75	26.72	6.18	19.54	2.50	11.99	1.60	26.35	94.88
	G15CA010	21.59	5.37	17.47	2.24	4.77	0.64	18.83	70.91	23.19	5.38	22.28	2.86	14.06	1.88	22.90	92.55
	G15CA012	27.97	6.90	20.31	2.60	4.77	0.64	24.34	87.53	30.04	6.93	25.91	3.32	14.06	1.88	29.61	111.75
	G15JD008	14.28	3.60	16.29	2.09	4.22	0.56	12.50	53.54	15.34	3.61	20.78	2.66	11.99	1.60	15.20	71.18
	G15JD009	16.58	4.16	17.67	2.26	4.77	0.64	14.48	60.56	17.80	4.17	22.55	2.89	14.06	1.88	17.62	80.97
	G15JD010	15.64	3.93	17.67	2.26	4.22	0.56	13.67	57.95	16.79	3.94	22.55	2.89	11.99	1.60	16.63	76.39
	G15JD011	18.29	4.57	19.06	2.44	4.77	0.64	15.97	65.74	19.64	4.58	24.32	3.12	14.06	1.88	19.42	87.02
	G15LD008	9.94	2.46	7.62	0.98	1.07	0.14	8.65	30.86	10.67	2.46	9.73	1.25	3.14	0.42	10.52	38.19
H10																	
	H10NP019	0.96	0.09	0.00	0.80	0.00	0.00	1.08	2.93								
	H10NP020	0.99	0.10	0.00	0.80	0.00	0.00	1.12	3.01								
	H10NP021	1.12	0.11	0.00	1.20	0.00	0.00	1.27	3.70								
	H10NP022	1.40	0.14	0.00	1.20	0.00	0.00	1.58	4.32								
	H10NP023	2.23	0.22	0.00	1.60	0.00	0.00	2.51	6.56								
	H10NP024	3.02	0.30	0.00	1.60	0.00	0.00	3.40	8.32								
	H10NP025	5.33	0.52	0.00	2.00	0.00	0.00	6.01	13.86								
	H10NP026	6.76	0.67	0.00	2.00	0.00	0.00	7.62	17.05								
	H10NP027	7.91	0.78	0.00	2.00	0.00	0.00	8.92	19.61								
	H10NP028	10.96	1.08	0.00	2.40	0.00	0.00	12.36	26.80								

Table 2-2
Hourly Rate Elements

REGION 3		AVERAGE OPERATING CONDITIONS								SEVERE OPERATING CONDITIONS							
CAT	ID. NO.	DEPR	FCCM	FUEL	FOG	TIRE WEAR	TIRE REPAIR	REPAIR	TOTAL RATE	DEPR	FCCM	FUEL	FOG	TIRE WEAR	TIRE REPAIR	REPAIR	TOTAL RATE
H10																	
	H10NP029	14.32	1.41	0.00	2.40	0.00	0.00	16.14	34.27								
	H10NP030	34.66	3.42	0.00	2.40	0.00	0.00	39.08	79.56								
H13																	
	H13BC006	3.55	0.25	0.19	0.09	0.00	0.00	2.80	6.88								
	H13BC008	7.23	0.51	0.32	0.15	0.00	0.00	5.71	13.92								
	H13BC014	4.48	0.32	0.32	0.15	0.00	0.00	3.54	8.81								
	H13CO002	1.68	0.24	0.32	0.40	0.00	0.00	1.43	4.07								
	H13CO003	2.92	0.53	0.19	0.34	0.00	0.00	2.96	6.94								
	H13CO004	3.60	0.66	0.19	0.59	0.00	0.00	3.66	8.70								
	H13CO005	5.30	0.97	0.19	0.59	0.00	0.00	5.38	12.43								
	H13CO006	4.76	0.87	0.19	0.44	0.00	0.00	4.83	11.09								
	H13DC001	4.67	0.72	0.00	0.00	0.00	0.00	4.74	10.13								
	H13DC002	11.51	1.78	0.00	0.00	0.00	0.00	11.69	24.98								
	H13DC003	15.75	2.44	0.00	0.00	0.00	0.00	15.99	34.18								
	H13DC004	17.94	2.78	0.00	0.00	0.00	0.00	18.21	38.93								
	H13DC005	14.00	2.02	0.00	0.10	0.76	0.10	11.93	28.91								
	H13DC006	18.50	2.66	0.00	0.60	0.76	0.10	15.76	38.38								
	H13DC007	6.78	1.00	0.00	0.60	0.76	0.10	5.80	15.04								
	H13DC008	20.83	2.98	0.00	0.60	0.76	0.10	17.74	43.01								
	H13EP001	4.68	0.66	0.32	0.40	0.00	0.00	3.97	10.03								
	H13EP002	4.06	0.74	0.47	0.52	0.00	0.00	4.12	9.91								
	H13EV001	5.06	0.78	0.09	0.04	0.00	0.00	5.13	11.10								
	H13EV002	46.76	6.60	0.19	1.59	0.00	0.00	39.72	94.86								
	H13EV003	11.05	1.71	0.09	0.04	0.00	0.00	11.21	24.10								
	H13EV004	22.30	3.46	0.19	0.09	0.00	0.00	22.64	48.68								

Table 2-2
Hourly Rate Elements

REGION 3		AVERAGE OPERATING CONDITIONS								SEVERE OPERATING CONDITIONS							
CAT	ID. NO.	DEPR	FCCM	FUEL	FOG	TIRE WEAR	TIRE REPAIR	REPAIR	TOTAL RATE	DEPR	FCCM	FUEL	FOG	TIRE WEAR	TIRE REPAIR	REPAIR	TOTAL RATE
H13																	
	H13EV005	29.46	4.57	0.63	0.30	0.00	0.00	29.90	64.86								
	H13EV006	37.31	5.31	0.09	0.64	0.76	0.10	31.74	75.95								
	H13EV007	47.82	6.79	0.09	0.64	0.76	0.10	40.66	96.86								
	H13EV008	70.84	10.04	0.19	0.69	0.76	0.10	60.21	142.83								
	H13I2001	11.69	0.76	0.19	0.08	0.00	0.00	12.41	25.13								
	H13MN001	38.73	5.53	11.11	4.18	0.00	0.00	37.07	96.62								
	H13MN002	45.32	6.44	14.82	5.57	0.00	0.00	43.34	115.49								
	H13MN003	53.56	7.60	14.82	6.57	0.00	0.00	51.21	133.76								
	H13MN004	59.57	8.45	22.23	8.35	0.00	0.00	56.96	155.56								
	H13S5001	6.22	0.88	0.19	0.09	0.00	0.00	5.28	12.66								
	H13S5002	9.74	1.37	0.32	0.15	0.00	0.00	8.27	19.85								
	H13S5003	11.56	1.63	0.32	0.15	0.00	0.00	9.82	23.48								
	H13SH001	61.75	8.71	1.26	0.53	0.00	0.00	58.99	131.24								
	H13SH002	62.58	8.83	1.26	0.53	0.00	0.00	59.79	132.99								
	H13SH005	91.90	12.96	6.31	2.68	0.00	0.00	87.80	201.65								
	H13SH006	108.66	15.33	12.61	5.35	0.00	0.00	103.80	245.75								
	H13SH007	100.32	14.15	12.61	5.35	0.00	0.00	95.84	228.27								
	H13TH001	1.22	0.17	0.32	0.15	0.00	0.00	1.04	2.90								
	H13TH002	1.49	0.21	0.67	0.06	0.00	0.00	1.27	3.70								
	H13TH003	1.57	0.22	0.67	0.06	0.00	0.00	1.33	3.85								
	H13XX001	5.06	0.33	0.63	0.27	0.00	0.00	5.37	11.66								
	H13XX002	28.35	1.84	0.09	0.04	0.00	0.00	30.09	60.41								
	H13XX003	0.10	0.01	0.00	0.00	0.00	0.00	0.11	0.22								
	H13XX004	0.21	0.01	0.00	0.00	0.00	0.00	0.22	0.44								
	H13YB004	0.59	0.08	0.00	0.00	0.00	0.00	0.50	1.17								

Table 2-2
Hourly Rate Elements

REGION 3		AVERAGE OPERATING CONDITIONS								SEVERE OPERATING CONDITIONS							
CAT	ID. NO.	DEPR	FCCM	FUEL	FOG	TIRE WEAR	TIRE REPAIR	REPAIR	TOTAL RATE	DEPR	FCCM	FUEL	FOG	TIRE WEAR	TIRE REPAIR	REPAIR	TOTAL RATE
H20																	
	H20IR002	3.01	0.42	0.00	0.20	0.00	0.00	2.72	6.35								
	H20IR003	3.99	0.56	0.00	0.30	0.00	0.00	3.60	8.45								
	H20IR004	5.98	0.84	0.00	0.40	0.00	0.00	5.40	12.62								
H25																	
	H25AU007	0.99	0.09	0.00	0.00	0.00	0.00	1.05	2.13								
	H25AU008	1.42	0.13	0.00	0.00	0.00	0.00	1.50	3.05								
	H25AU009	1.98	0.18	0.00	0.00	0.00	0.00	2.11	4.27								
	H25AU010	3.41	0.31	0.00	0.00	0.00	0.00	3.61	7.33								
	H25AU011	0.84	0.08	0.00	0.00	0.00	0.00	0.90	1.82								
	H25AX001	1.32	0.12	0.00	0.00	0.00	0.00	1.40	2.84								
	H25AX002	1.50	0.14	0.00	0.00	0.00	0.00	1.59	3.23								
	H25AX003	1.64	0.15	0.00	0.00	0.00	0.00	1.74	3.53								
	H25AX004	1.92	0.17	0.00	0.00	0.00	0.00	2.03	4.12								
	H25AX005	2.05	0.19	0.00	0.00	0.00	0.00	2.18	4.42								
	H25AX006	2.47	0.22	0.00	0.00	0.00	0.00	2.62	5.31								
	H25CA001	26.06	5.27	22.45	2.98	0.00	0.00	24.08	80.84	31.27	5.34	29.69	3.94	0.00	0.00	34.36	104.60
	H25CA002	26.28	6.95	31.49	1.32	0.00	0.00	30.37	96.41	31.14	7.02	41.65	1.74	0.00	0.00	39.61	121.16
	H25CA003	27.69	7.33	30.90	1.29	0.00	0.00	32.01	99.22	32.82	7.39	40.86	1.71	0.00	0.00	41.75	124.53
	H25CA004	41.58	11.00	34.97	1.46	0.00	0.00	48.07	137.08	49.28	11.10	46.25	1.93	0.00	0.00	62.68	171.24
	H25CA005	46.97	14.63	38.82	1.76	0.00	0.00	59.75	161.93	59.50	14.80	51.35	2.33	0.00	0.00	86.00	213.98
	H25CA006	2.58	0.36	0.96	0.13	0.00	0.00	2.09	6.12	2.95	0.37	1.27	0.17	0.00	0.00	2.73	7.49
	H25CA007	3.24	0.45	1.33	0.18	0.00	0.00	2.62	7.82	3.71	0.46	1.76	0.23	0.00	0.00	3.42	9.58
	H25CA008	4.22	0.59	1.33	0.18	0.00	0.00	3.42	9.74	4.83	0.60	1.76	0.23	0.00	0.00	4.46	11.88
	H25CA009	4.36	0.61	1.56	0.21	0.00	0.00	3.53	10.27	4.98	0.62	2.06	0.27	0.00	0.00	4.60	12.53

Table 2-2
Hourly Rate Elements

REGION 3		AVERAGE OPERATING CONDITIONS								SEVERE OPERATING CONDITIONS							
CAT	ID. NO.	DEPR	FCCM	FUEL	FOG	TIRE WEAR	TIRE REPAIR	REPAIR	TOTAL RATE	DEPR	FCCM	FUEL	FOG	TIRE WEAR	TIRE REPAIR	REPAIR	TOTAL RATE
H25																	
	H25CA010	6.00	0.84	3.04	0.40	0.00	0.00	4.85	15.13	6.86	0.85	4.02	0.53	0.00	0.00	6.33	18.59
	H25CA011	9.54	1.40	3.78	0.50	0.00	0.00	7.72	22.94	11.58	1.43	5.00	0.66	0.00	0.00	11.38	30.05
	H25CA012	17.12	2.52	5.19	0.69	0.00	0.00	13.86	39.38	20.79	2.57	6.86	0.91	0.00	0.00	20.43	51.56
	H25CA013	20.71	3.05	6.59	0.87	0.00	0.00	16.76	47.98	25.14	3.11	8.72	1.16	0.00	0.00	24.71	62.84
	H25CA014	19.59	2.88	8.67	1.15	0.00	0.00	15.85	48.14	23.79	2.94	11.46	1.52	0.00	0.00	23.37	63.08
	H25CA020	17.25	2.54	5.19	0.69	0.00	0.00	13.96	39.63	20.95	2.59	6.86	0.91	0.00	0.00	20.59	51.90
	H25CA021	17.13	2.52	6.74	0.89	0.00	0.00	13.87	41.15	20.81	2.57	8.92	1.18	0.00	0.00	20.44	53.92
	H25CA022	14.63	2.96	11.93	1.58	0.00	0.00	13.52	44.62	17.56	3.00	15.78	2.09	0.00	0.00	19.29	57.72
	H25CA034	3.63	0.51	1.33	0.18	0.00	0.00	2.93	8.58	4.14	0.51	1.76	0.23	0.00	0.00	3.83	10.47
	H25CA035	5.25	0.73	1.74	0.23	0.00	0.00	4.25	12.20	6.00	0.74	2.30	0.31	0.00	0.00	5.55	14.90
	H25CA036	6.77	0.94	2.98	0.40	0.00	0.00	5.48	16.57	7.74	0.96	3.94	0.52	0.00	0.00	7.15	20.31
	H25CA038	12.71	1.87	4.82	0.64	0.00	0.00	10.29	30.33	15.43	1.91	6.37	0.84	0.00	0.00	15.17	39.72
	H25CA040	15.25	3.08	8.37	1.11	0.00	0.00	14.09	41.90	18.30	3.12	11.07	1.47	0.00	0.00	20.11	54.07
	H25CA041	17.41	3.52	11.93	1.58	0.00	0.00	16.08	50.52	20.89	3.56	15.78	2.09	0.00	0.00	22.95	65.27
	H25CA042	15.35	3.10	11.93	1.58	0.00	0.00	14.18	46.14	18.42	3.14	15.78	2.09	0.00	0.00	20.23	59.66
	H25CA043	20.38	4.12	15.04	1.99	0.00	0.00	18.83	60.36	24.46	4.17	19.89	2.64	0.00	0.00	26.87	78.03
	H25CA044	21.42	4.33	17.71	2.35	0.00	0.00	19.79	65.60	25.71	4.39	23.42	3.11	0.00	0.00	28.24	84.87
	H25CA045	25.01	5.05	14.82	1.97	0.00	0.00	23.11	69.96	30.01	5.12	19.60	2.60	0.00	0.00	32.97	90.30
	H25CA055	4.20	0.38	0.00	0.40	0.00	0.00	4.01	8.99								
	H25CA057	13.55	1.22	0.00	0.80	0.00	0.00	12.95	28.52								
	H25CA066	16.90	1.53	0.00	0.00	0.00	0.00	16.14	34.57								
	H25CA067	19.70	1.78	0.00	0.00	0.00	0.00	18.82	40.30								
	H25CA068	7.82	0.71	0.00	0.00	0.00	0.00	8.30	16.83								
	H25CA069	9.44	0.85	0.00	0.00	0.00	0.00	10.01	20.30								
	H25CA070	13.23	1.20	0.00	0.00	0.00	0.00	14.04	28.47								
	H25CS001	3.16	0.44	1.33	0.18	0.00	0.00	2.56	7.67	3.62	0.45	1.76	0.23	0.00	0.00	3.34	9.40

Table 2-2
Hourly Rate Elements

REGION 3		AVERAGE OPERATING CONDITIONS								SEVERE OPERATING CONDITIONS							
CAT	ID. NO.	DEPR	FCCM	FUEL	FOG	TIRE WEAR	TIRE REPAIR	REPAIR	TOTAL RATE	DEPR	FCCM	FUEL	FOG	TIRE WEAR	TIRE REPAIR	REPAIR	TOTAL RATE
H25																	
	H25CS002	4.03	0.56	1.84	0.24	0.00	0.00	3.27	9.94	4.61	0.57	2.43	0.32	0.00	0.00	4.26	12.19
	H25CS003	4.65	0.65	1.81	0.24	0.00	0.00	3.76	11.11	5.31	0.66	2.39	0.32	0.00	0.00	4.91	13.59
	H25CS004	5.17	0.72	1.81	0.24	0.00	0.00	4.19	12.13	5.91	0.73	2.39	0.32	0.00	0.00	5.46	14.81
	H25CS005	7.87	1.10	4.96	0.66	0.00	0.00	6.37	20.96	8.99	1.11	6.56	0.87	0.00	0.00	8.31	25.84
	H25CS021	13.42	1.98	4.00	0.53	0.00	0.00	10.86	30.79	16.30	2.02	5.29	0.70	0.00	0.00	16.02	40.33
	H25CS022	18.98	2.79	7.56	1.00	0.00	0.00	15.36	45.69	23.05	2.85	9.99	1.32	0.00	0.00	22.65	59.86
	H25CS023	23.83	3.51	8.30	1.10	0.00	0.00	19.29	56.03	28.94	3.58	10.97	1.45	0.00	0.00	28.44	73.38
	H25CS024	20.68	4.18	11.85	1.57	0.00	0.00	19.11	57.39	24.82	4.23	15.68	2.08	0.00	0.00	27.27	74.08
	H25CS025	26.76	5.41	13.11	1.74	0.00	0.00	24.73	71.75	32.11	5.48	17.34	2.30	0.00	0.00	35.28	92.51
	H25CS026	29.93	6.05	15.34	2.03	0.00	0.00	27.65	81.00	35.91	6.13	20.28	2.69	0.00	0.00	39.46	104.47
	H25CS027	32.50	6.57	19.86	2.63	0.00	0.00	30.03	91.59	39.00	6.65	26.26	3.48	0.00	0.00	42.85	118.24
	H25CS028	31.85	8.43	26.82	1.12	0.00	0.00	36.82	105.04	37.75	8.50	35.47	1.48	0.00	0.00	48.01	131.21
	H25CS029	39.60	10.48	34.30	1.43	0.00	0.00	45.78	131.59	46.93	10.57	45.37	1.90	0.00	0.00	59.70	164.47
	H25CS030	45.75	14.24	39.42	1.79	0.00	0.00	58.19	159.39	57.94	14.42	52.13	2.37	0.00	0.00	83.75	210.61
	H25DX001	2.35	0.23	0.00	0.00	0.00	0.00	2.12	4.70								
	H25DX002	2.63	0.26	0.00	0.00	0.00	0.00	2.37	5.26								
	H25DX003	3.01	0.30	0.00	0.00	0.00	0.00	2.72	6.03								
	H25DX004	3.19	0.31	0.00	0.00	0.00	0.00	2.88	6.38								
	H25DX005	3.49	0.34	0.00	0.00	0.00	0.00	3.15	6.98								
	H25FU001	5.57	0.50	0.00	0.50	0.00	0.00	5.91	12.48								
	H25FU002	8.02	0.72	0.00	0.50	0.00	0.00	8.52	17.76								
	H25FU003	18.26	1.65	0.00	1.00	0.00	0.00	19.38	40.29								
	H25FU004	0.77	0.07	0.00	0.15	0.00	0.00	0.81	1.80								
	H25FU005	1.58	0.14	0.00	0.15	0.00	0.00	1.67	3.54								
	H25FU006	2.22	0.20	0.00	0.15	0.00	0.00	2.36	4.93								
	H25ID001	9.23	1.36	8.94	1.19	0.00	0.00	7.47	28.19	11.21	1.39	11.83	1.57	0.00	0.00	11.01	37.01

Table 2-2
Hourly Rate Elements

REGION 3		AVERAGE OPERATING CONDITIONS								SEVERE OPERATING CONDITIONS							
CAT	ID. NO.	DEPR	FCCM	FUEL	FOG	TIRE WEAR	TIRE REPAIR	REPAIR	TOTAL RATE	DEPR	FCCM	FUEL	FOG	TIRE WEAR	TIRE REPAIR	REPAIR	TOTAL RATE
H25																	
	H25ID002	8.60	1.74	14.40	1.91	0.00	0.00	7.95	34.60	10.32	1.76	19.05	2.53	0.00	0.00	11.34	45.00
	H25ID003	13.52	2.73	21.46	2.85	0.00	0.00	12.49	53.05	16.22	2.77	28.38	3.76	0.00	0.00	17.82	68.95
	H25ID004	14.73	3.90	26.72	1.12	0.00	0.00	17.03	63.50	17.46	3.93	35.34	1.48	0.00	0.00	22.21	80.42
	H25KC017	12.36	1.82	4.07	0.54	0.00	0.00	10.00	28.79	15.01	1.86	5.39	0.71	0.00	0.00	14.75	37.72
	H25KC019	13.43	2.71	11.63	1.54	0.00	0.00	12.41	41.72	16.11	2.75	15.38	2.04	0.00	0.00	17.70	53.98
	H25KC020	14.68	2.97	11.85	1.57	0.00	0.00	13.56	44.63	17.62	3.01	15.68	2.08	0.00	0.00	19.35	57.74
	H25KC027	16.36	2.41	6.88	0.91	0.00	0.00	13.24	39.80	19.86	2.46	9.09	1.21	0.00	0.00	19.52	52.14
	H25KC028	17.54	3.54	13.19	1.75	0.00	0.00	16.21	52.23	21.05	3.59	17.44	2.31	0.00	0.00	23.13	67.52
	H25KC029	17.79	3.59	12.30	1.63	0.00	0.00	16.44	51.75	21.35	3.64	16.27	2.16	0.00	0.00	23.46	66.88
	H25KC030	23.74	4.80	20.00	2.65	0.00	0.00	21.94	73.13	28.49	4.86	26.46	3.51	0.00	0.00	31.30	94.62
	H25KC031	25.89	6.85	27.34	1.14	0.00	0.00	29.93	91.15	30.68	6.91	36.16	1.51	0.00	0.00	39.03	114.29
	H25KM001	23.64	3.48	6.96	0.92	0.00	0.00	19.13	54.13	28.70	3.55	9.21	1.22	0.00	0.00	28.20	70.88
	H25KM003	23.23	3.42	8.52	1.13	0.00	0.00	18.80	55.10	28.20	3.49	11.27	1.49	0.00	0.00	27.71	72.16
	H25KM009	49.26	15.34	36.08	1.64	0.00	0.00	62.66	164.98	62.40	15.53	47.72	2.17	0.00	0.00	90.19	218.01
	H25KM015	70.04	18.53	31.78	1.33	0.00	0.00	80.96	202.64	83.00	18.70	42.04	1.76	0.00	0.00	105.58	251.08
	H25KM021	8.88	1.24	2.82	0.37	0.00	0.00	7.19	20.50	10.15	1.25	3.72	0.49	0.00	0.00	9.38	24.99
	H25KM022	9.81	1.37	2.82	0.37	0.00	0.00	7.94	22.31	11.21	1.39	3.72	0.49	0.00	0.00	10.36	27.17
	H25KM023	13.11	1.83	4.82	0.64	0.00	0.00	10.61	31.01	14.98	1.85	6.37	0.84	0.00	0.00	13.84	37.88
	H25KM033	106.54	33.17	72.31	3.28	0.00	0.00	135.51	350.81	134.95	33.58	95.64	4.34	0.00	0.00	195.04	463.55
	H25KM034	13.13	1.83	4.89	0.65	0.00	0.00	10.62	31.12	15.00	1.85	6.47	0.86	0.00	0.00	13.86	38.04
	H25LB003	13.66	2.01	7.41	0.98	0.00	0.00	11.06	35.12	16.59	2.05	9.80	1.30	0.00	0.00	16.30	46.04
	H25LB005	14.13	2.08	8.30	1.10	0.00	0.00	11.44	37.05	17.16	2.12	10.97	1.45	0.00	0.00	16.86	48.56
	H25LU001	4.18	0.38	0.00	0.40	0.00	0.00	4.00	8.96								
	H25LU002	4.72	0.43	0.00	0.50	0.00	0.00	4.51	10.16								
	H25LU003	9.70	0.88	0.00	0.80	0.00	0.00	9.26	20.64								
	H25LU004	10.81	0.98	0.00	0.90	0.00	0.00	10.32	23.01								

Table 2-2
Hourly Rate Elements

REGION 3		AVERAGE OPERATING CONDITIONS								SEVERE OPERATING CONDITIONS							
CAT	ID. NO.	DEPR	FCCM	FUEL	FOG	TIRE WEAR	TIRE REPAIR	REPAIR	TOTAL RATE	DEPR	FCCM	FUEL	FOG	TIRE WEAR	TIRE REPAIR	REPAIR	TOTAL RATE
H25																	
	H25LU005	13.08	1.18	0.00	1.10	0.00	0.00	12.50	27.86								
	H25LU006	14.21	1.28	0.00	1.50	0.00	0.00	13.57	30.56								
	H25LU007	16.02	1.45	0.00	1.40	0.00	0.00	15.30	34.17								
	H25LU008	18.91	1.71	0.00	1.60	0.00	0.00	18.07	40.29								
	H25LU009	17.83	1.61	0.00	1.70	0.00	0.00	17.04	38.18								
	H25LU010	22.65	2.05	0.00	2.00	0.00	0.00	21.64	48.34								
	H25LU011	25.11	2.27	0.00	2.00	0.00	0.00	23.98	53.36								
	H25LU012	29.97	2.71	0.00	2.50	0.00	0.00	28.63	63.81								
	H25LU013	29.94	2.70	0.00	2.60	0.00	0.00	28.60	63.84								
	H25LU014	35.78	3.23	0.00	3.00	0.00	0.00	34.18	76.19								
	H25LU023	5.32	0.52	0.00	0.25	0.00	0.00	4.80	10.89								
	H25LU024	2.32	0.23	0.00	0.30	0.00	0.00	2.09	4.94								
	H25LU025	2.77	0.27	0.00	0.40	0.00	0.00	2.50	5.94								
	H25LU026	3.32	0.33	0.00	0.50	0.00	0.00	2.99	7.14								
	H25LU027	3.68	0.36	0.00	0.60	0.00	0.00	3.32	7.96								
	H25LU028	6.78	0.67	0.00	0.70	0.00	0.00	6.12	14.27								
	H25LU034	9.13	0.90	0.00	0.80	0.00	0.00	8.24	19.07								
	H25LU035	11.08	1.09	0.00	0.90	0.00	0.00	10.00	23.07								
	H25LU036	12.85	1.27	0.00	1.00	0.00	0.00	11.60	26.72								
	H25LU040	23.30	2.10	0.00	0.75	0.00	0.00	24.73	50.88								
	H25LU041	28.69	2.59	0.00	0.75	0.00	0.00	30.44	62.47								
	H25LU042	33.34	3.01	0.00	1.50	0.00	0.00	35.38	73.23								
	H25LU046	5.12	0.46	0.00	0.50	0.00	0.00	5.43	11.51								
	H25LU047	6.05	0.55	0.00	0.60	0.00	0.00	6.42	13.62								
	H25LU048	6.48	0.59	0.00	0.70	0.00	0.00	6.88	14.65								
	H25LU049	7.81	0.71	0.00	0.80	0.00	0.00	8.29	17.61								

Table 2-2
Hourly Rate Elements

REGION 3		AVERAGE OPERATING CONDITIONS								SEVERE OPERATING CONDITIONS							
CAT	ID. NO.	DEPR	FCCM	FUEL	FOG	TIRE WEAR	TIRE REPAIR	REPAIR	TOTAL RATE	DEPR	FCCM	FUEL	FOG	TIRE WEAR	TIRE REPAIR	REPAIR	TOTAL RATE
H25																	
	H25LU050	11.83	1.07	0.00	0.90	0.00	0.00	12.55	26.35								
	H25LU053	23.30	2.10	0.00	0.75	0.00	0.00	24.73	50.88								
	H25LU054	28.68	2.59	0.00	0.75	0.00	0.00	30.44	62.46								
	H25LU055	21.93	1.98	0.00	2.60	0.00	0.00	20.95	47.46								
	H25LU056	26.78	2.42	0.00	2.60	0.00	0.00	25.58	57.38								
	H25LU057	4.87	0.48	0.00	0.60	0.00	0.00	4.39	10.34								
	H25ME001	2.93	0.41	1.03	0.14	0.00	0.00	2.37	6.88	3.35	0.41	1.36	0.18	0.00	0.00	3.10	8.40
	H25ME002	4.96	0.69	2.48	0.33	0.00	0.00	4.01	12.47	5.66	0.70	3.28	0.44	0.00	0.00	5.23	15.31
	H25ME003	6.91	0.96	3.69	0.49	0.00	0.00	5.60	17.65	7.90	0.98	4.88	0.65	0.00	0.00	7.30	21.71
	H25RZ001	1.07	0.11	0.00	0.00	0.00	0.00	0.97	2.15								
	H25RZ002	1.03	0.09	0.00	0.00	0.00	0.00	1.09	2.21								
	H25RZ003	1.22	0.11	0.00	0.00	0.00	0.00	1.29	2.62								
	H25RZ004	1.27	0.11	0.00	0.00	0.00	0.00	1.34	2.72								
	H25RZ005	1.55	0.14	0.00	0.00	0.00	0.00	1.65	3.34								
H30																	
	H30CA001	23.65	3.35	9.77	1.23	0.90	0.12	13.72	52.74	29.11	3.43	12.47	1.56	3.03	0.40	18.60	68.60
	H30CA002	20.78	3.66	9.77	1.23	1.80	0.24	14.52	52.00	25.97	3.74	12.47	1.56	6.06	0.81	19.66	70.27
	H30CA003	21.81	3.84	11.71	1.47	1.80	0.24	15.24	56.11	27.27	3.92	14.94	1.87	6.06	0.81	20.63	75.50
	H30CA004	23.30	4.09	11.71	1.47	1.80	0.24	16.27	58.88	29.12	4.18	14.94	1.87	6.06	0.81	22.02	79.00
	H30CA005	28.07	3.97	12.06	1.51	0.90	0.12	16.27	62.90	34.55	4.06	15.39	1.93	3.03	0.40	22.06	81.42
	H30CA006	26.40	4.58	11.99	1.50	1.22	0.16	18.39	64.24	33.00	4.68	15.30	1.92	4.11	0.55	24.88	84.44
	H30CA007	23.80	3.38	10.40	1.31	0.90	0.12	13.80	53.71	29.30	3.45	13.26	1.66	3.03	0.40	18.72	69.82
	H30GA009	36.16	5.14	21.88	2.75	1.46	0.19	20.99	88.57	44.51	5.26	27.92	3.50	4.79	0.64	28.46	115.08
	H30GA010	31.20	4.42	19.63	2.46	0.90	0.12	18.09	76.82	38.40	4.52	25.04	3.14	2.89	0.39	24.52	98.90
	H30GA011	32.60	5.67	23.55	2.96	1.49	0.20	22.71	89.18	40.74	5.79	30.05	3.77	4.89	0.65	30.73	116.62

Table 2-2
Hourly Rate Elements

REGION 3		AVERAGE OPERATING CONDITIONS								SEVERE OPERATING CONDITIONS							
CAT	ID. NO.	DEPR	FCCM	FUEL	FOG	TIRE WEAR	TIRE REPAIR	REPAIR	TOTAL RATE	DEPR	FCCM	FUEL	FOG	TIRE WEAR	TIRE REPAIR	REPAIR	TOTAL RATE
H35																	
	H35CA001	54.38	13.02	51.86	2.35	0.00	0.00	70.70	192.31	62.15	13.14	68.59	3.11	0.00	0.00	87.56	234.55
	H35CA003	153.33	36.71	81.80	3.71	0.00	0.00	199.33	474.88	175.23	37.05	108.18	4.91	0.00	0.00	246.86	572.23
	H35CA004	189.32	45.33	113.36	5.15	0.00	0.00	246.12	599.28	216.37	45.75	149.92	6.80	0.00	0.00	304.81	723.65
	H35CA005	368.92	88.32	186.71	8.47	0.00	0.00	479.60	1,132.02	421.63	89.16	246.93	11.21	0.00	0.00	593.97	1,362.90
	H35HI006	91.61	21.93	47.49	2.16	0.00	0.00	119.09	282.28	104.69	22.14	62.81	2.85	0.00	0.00	147.49	339.98
	H35HI007	130.13	31.15	80.46	3.65	0.00	0.00	169.16	414.55	148.72	31.45	106.42	4.83	0.00	0.00	209.50	500.92
L10																	
	L10BU005	0.95	0.15	0.00	1.10	0.00	0.00	0.97	3.17	1.36	0.15	0.00	1.10	0.00	0.00	1.54	4.15
	L10BU010	0.50	0.08	0.00	0.80	0.00	0.00	0.51	1.89	0.72	0.08	0.00	0.80	0.00	0.00	0.81	2.41
	L10BU011	0.86	0.13	0.00	1.50	0.00	0.00	0.87	3.36	1.23	0.14	0.00	1.50	0.00	0.00	1.38	4.25
	L10BU014	2.01	0.31	0.00	2.00	0.00	0.00	2.04	6.36	2.87	0.32	0.00	2.00	0.00	0.00	3.23	8.42
	L10BU015	2.31	0.36	0.00	2.50	0.00	0.00	2.34	7.51	3.30	0.37	0.00	2.50	0.00	0.00	3.72	9.89
	L10DX001	2.22	0.34	0.00	0.00	0.00	0.00	2.25	4.81	3.17	0.36	0.00	0.00	0.00	0.00	3.57	7.10
	L10DX002	2.45	0.38	0.00	0.00	0.00	0.00	2.48	5.31	3.50	0.39	0.00	0.00	0.00	0.00	3.94	7.83
	L10DX003	3.49	0.54	0.00	0.00	0.00	0.00	3.54	7.57	4.98	0.56	0.00	0.00	0.00	0.00	5.61	11.15
	L10DX004	1.75	0.27	0.00	0.00	0.00	0.00	1.78	3.80	2.51	0.28	0.00	0.00	0.00	0.00	2.82	5.61
	L10DX005	4.85	0.75	0.00	0.00	0.00	0.00	4.91	10.51	6.93	0.78	0.00	0.00	0.00	0.00	7.80	15.51
	L10RM001	2.85	0.44	0.00	0.00	0.00	0.00	2.89	6.18	4.07	0.46	0.00	0.00	0.00	0.00	4.58	9.11
	L10RM002	1.62	0.25	0.00	0.00	0.00	0.00	1.64	3.51	2.31	0.26	0.00	0.00	0.00	0.00	2.60	5.17
	L10TO001	1.41	0.22	3.57	0.40	0.00	0.00	1.43	7.03	2.02	0.23	4.62	0.52	0.00	0.00	2.27	9.66
	L10VE002	3.54	0.55	4.80	0.54	0.00	0.00	3.59	13.02	5.06	0.57	6.22	0.70	0.00	0.00	5.70	18.25
	L10VE009	4.51	0.70	5.41	0.53	0.05	0.01	4.58	15.79	6.45	0.73	6.90	0.68	0.14	0.02	7.27	22.19
	L10VE010	1.36	0.21	3.70	0.42	0.03	0.00	1.38	7.10	1.94	0.22	4.80	0.54	0.06	0.01	2.19	9.76
	L10XX001	1.28	0.20	0.00	0.00	0.00	0.00	1.30	2.78	1.83	0.21	0.00	0.00	0.00	0.00	2.06	4.10

Table 2-2
Hourly Rate Elements

REGION 3		AVERAGE OPERATING CONDITIONS								SEVERE OPERATING CONDITIONS							
CAT	ID. NO.	DEPR	FCCM	FUEL	FOG	TIRE WEAR	TIRE REPAIR	REPAIR	TOTAL RATE	DEPR	FCCM	FUEL	FOG	TIRE WEAR	TIRE REPAIR	REPAIR	TOTAL RATE
L15																	
	L15BW002	8.67	0.58	6.40	0.58	0.19	0.03	6.47	22.92								
	L15BW003	9.53	0.63	9.14	0.83	0.19	0.03	7.11	27.46								
	L15BW004	14.80	0.96	8.17	0.74	0.00	0.00	11.01	35.68								
	L15BW005	5.05	0.34	4.57	0.41	0.15	0.02	3.78	14.32								
	L15FG001	18.99	1.23	17.95	1.63	0.00	0.00	14.12	53.92								
	L15FG002	11.79	0.77	12.59	1.14	0.04	0.01	8.77	35.11								
	L15HV001	0.17	0.01	0.91	0.08	0.00	0.00	0.13	1.30								
	L15HV003	0.13	0.01	1.28	0.12	0.00	0.00	0.10	1.64								
	L15HV004	0.10	0.01	1.28	0.12	0.00	0.00	0.07	1.58								
	L15JD005	0.54	0.04	0.00	0.00	0.00	0.00	0.40	0.98								
	L15S7001	0.18	0.01	0.35	0.03	0.00	0.00	0.14	0.71								
	L15TO001	0.44	0.03	1.10	0.10	0.00	0.00	0.33	2.00								
	L15TO002	0.63	0.07	2.65	0.24	0.40	0.05	0.52	4.56								
	L15TO003	1.39	0.18	3.75	0.34	1.36	0.18	1.19	8.39								
	L15TO004	1.51	0.19	4.57	0.41	1.36	0.18	1.28	9.50								
	L15TO006	0.60	0.17	4.30	0.39	1.99	0.27	0.67	8.39								
	L15TO007	1.65	0.24	4.85	0.44	1.99	0.27	1.45	10.89								
	L15TO009	0.25	0.02	1.46	0.13	0.00	0.00	0.18	2.04								
	L15TO010	0.49	0.03	1.83	0.17	0.00	0.00	0.37	2.89								
	L15WI001	1.78	0.12	0.00	0.05	0.08	0.01	1.34	3.38								
L20																	
	L20AB017	1.62	0.21	1.32	0.12	0.04	0.01	2.75	6.07								
	L20AB018	1.65	0.21	1.32	0.12	0.04	0.01	2.80	6.15								
	L20AB019	1.83	0.24	1.84	0.17	0.04	0.01	3.11	7.24								

Table 2-2
Hourly Rate Elements

REGION 3		AVERAGE OPERATING CONDITIONS								SEVERE OPERATING CONDITIONS							
CAT	ID. NO.	DEPR	FCCM	FUEL	FOG	TIRE WEAR	TIRE REPAIR	REPAIR	TOTAL RATE	DEPR	FCCM	FUEL	FOG	TIRE WEAR	TIRE REPAIR	REPAIR	TOTAL RATE
L20																	
	L20AB021	1.25	0.16	1.30	0.12	0.03	0.00	2.13	4.99								
	L20AB023	0.54	0.07	0.00	0.00	0.03	0.00	0.92	1.56								
	L20AB024	0.58	0.08	0.00	0.00	0.03	0.00	0.98	1.67								
	L20AB025	1.32	0.17	1.15	0.10	0.03	0.00	2.25	5.02								
	L20AB026	1.57	0.20	1.15	0.10	0.03	0.00	2.67	5.72								
L25																	
	L25JE002	22.25	2.87	22.44	2.04	0.79	0.11	30.23	80.73								
	L25JE003	0.50	0.06	1.08	0.10	0.00	0.00	0.68	2.42								
	L25MB004	43.89	5.62	37.16	4.87	0.79	0.11	59.53	151.97								
	L25MB006	19.63	2.49	3.91	1.60	0.00	0.00	26.58	54.21								
	L25MB007	9.82	1.25	4.50	1.41	0.00	0.00	13.30	30.28								
	L25MB008	23.31	3.01	7.25	2.16	0.81	0.11	31.66	68.31								
L30																	
	L30KJ001	3.95	0.63	0.63	0.27	0.22	0.03	4.48	10.21	4.94	0.64	0.82	0.35	0.56	0.07	6.17	13.55
	L30KJ002	3.88	0.62	0.63	0.27	0.22	0.03	4.40	10.05	4.85	0.63	0.82	0.35	0.56	0.07	6.06	13.34
	L30KJ004	18.07	2.91	5.36	2.28	1.50	0.20	20.53	50.85	22.58	2.98	7.01	2.98	3.91	0.52	28.25	68.23
	L30S4002	1.95	0.30	0.00	0.00	0.00	0.00	2.19	4.44	2.43	0.31	0.00	0.00	0.00	0.00	3.02	5.76
	L30S4007	3.28	0.62	0.95	0.40	1.50	0.20	3.86	10.81	4.10	0.63	1.24	0.53	3.91	0.52	5.31	16.24
	L30S4008	5.13	0.80	0.00	0.00	0.00	0.00	5.78	11.71	6.41	0.81	0.00	0.00	0.00	0.00	7.96	15.18
L35																	
	L35CA001	4.28	0.66	5.45	0.49	0.00	0.00	5.30	16.18	5.35	0.68	7.06	0.63	0.00	0.00	7.52	21.24
	L35CA002	4.52	0.70	5.45	0.49	0.00	0.00	5.60	16.76	5.65	0.72	7.06	0.63	0.00	0.00	7.95	22.01
	L35CA003	5.02	0.78	6.04	0.54	0.00	0.00	6.22	18.60	6.28	0.80	7.81	0.70	0.00	0.00	8.84	24.43
	L35CA004	5.08	0.79	6.04	0.54	0.00	0.00	6.29	18.74	6.34	0.80	7.81	0.70	0.00	0.00	8.93	24.58

Table 2-2
Hourly Rate Elements

REGION 3		AVERAGE OPERATING CONDITIONS								SEVERE OPERATING CONDITIONS							
CAT	ID. NO.	DEPR	FCCM	FUEL	FOG	TIRE WEAR	TIRE REPAIR	REPAIR	TOTAL RATE	DEPR	FCCM	FUEL	FOG	TIRE WEAR	TIRE REPAIR	REPAIR	TOTAL RATE
L35																	
	L35CA005	22.29	3.46	12.03	1.08	0.00	0.00	27.62	66.48	27.87	3.53	15.56	1.40	0.00	0.00	39.22	87.58
	L35CA006	6.78	1.05	6.04	0.54	0.00	0.00	8.40	22.81	8.47	1.07	7.81	0.70	0.00	0.00	11.92	29.97
	L35CA007	45.43	7.04	21.37	1.92	0.00	0.00	56.28	132.04	56.79	7.20	27.66	2.49	0.00	0.00	79.93	174.07
	L35CA008	6.92	1.07	6.04	0.54	0.00	0.00	8.58	23.15	8.65	1.10	7.81	0.70	0.00	0.00	12.18	30.44
	L35CA009	6.35	0.98	6.04	0.54	0.00	0.00	7.86	21.77	7.93	1.01	7.81	0.70	0.00	0.00	11.17	28.62
	L35CA010	6.82	1.06	6.04	0.54	0.00	0.00	8.45	22.91	8.53	1.08	7.81	0.70	0.00	0.00	12.00	30.12
	L35CA011	8.23	1.28	8.94	0.80	0.00	0.00	10.20	29.45	10.29	1.31	11.57	1.04	0.00	0.00	14.49	38.70
	L35CA014	30.23	4.69	15.68	1.41	0.00	0.00	37.45	89.46	37.79	4.79	20.30	1.82	0.00	0.00	53.19	117.89
	L35CA015	9.46	1.47	8.69	0.78	0.00	0.00	11.72	32.12	11.82	1.50	11.25	1.01	0.00	0.00	16.64	42.22
	L35CS001	5.10	0.79	5.53	0.50	0.00	0.00	6.32	18.24	6.38	0.81	7.15	0.64	0.00	0.00	8.98	23.96
	L35CS002	5.34	0.83	5.53	0.50	0.00	0.00	6.61	18.81	6.67	0.85	7.15	0.64	0.00	0.00	9.39	24.70
	L35CS003	7.19	1.11	6.83	0.61	0.00	0.00	8.91	24.65	8.99	1.14	8.83	0.79	0.00	0.00	12.65	32.40
	L35ME001	4.18	0.65	5.36	0.48	0.00	0.00	5.18	15.85	5.23	0.66	6.94	0.62	0.00	0.00	7.36	20.81
	L35ME002	4.40	0.68	5.36	0.48	0.00	0.00	5.45	16.37	5.50	0.70	6.94	0.62	0.00	0.00	7.74	21.50
	L35ME003	4.50	0.70	6.01	0.54	0.00	0.00	5.57	17.32	5.62	0.71	7.78	0.70	0.00	0.00	7.91	22.72
	L35ME004	4.67	0.72	6.01	0.54	0.00	0.00	5.79	17.73	5.84	0.74	7.78	0.70	0.00	0.00	8.22	23.28
	L35ME005	4.95	0.77	6.01	0.54	0.00	0.00	6.14	18.41	6.19	0.79	7.78	0.70	0.00	0.00	8.72	24.18
L40																	
	L40CA001	5.36	0.88	3.11	0.31	0.40	0.05	4.54	14.65	5.67	0.88	4.12	0.41	1.30	0.17	5.49	18.04
	L40CA002	13.89	2.59	11.48	1.13	10.80	1.44	12.17	53.50	14.68	2.60	15.19	1.50	34.80	4.65	14.72	88.14
	L40CA003	3.78	0.50	5.45	0.54	0.53	0.07	3.43	14.30								
	L40CA004	5.42	0.71	5.45	0.54	0.53	0.07	4.91	17.63								
	L40CA005	4.66	0.61	6.04	0.60	0.53	0.07	4.23	16.74								
	L40CA006	4.46	0.59	6.04	0.60	0.67	0.09	4.05	16.50								
	L40CA007	35.44	7.72	28.60	2.04	15.42	2.06	28.28	119.56	39.87	7.79	37.82	2.69	49.70	6.63	34.13	178.63

Table 2-2
Hourly Rate Elements

REGION 3		AVERAGE OPERATING CONDITIONS								SEVERE OPERATING CONDITIONS							
CAT	ID. NO.	DEPR	FCCM	FUEL	FOG	TIRE WEAR	TIRE REPAIR	REPAIR	TOTAL RATE	DEPR	FCCM	FUEL	FOG	TIRE WEAR	TIRE REPAIR	REPAIR	TOTAL RATE
L40																	
	L40CA008	5.10	0.67	6.04	0.60	0.67	0.09	4.63	17.80								
	L40CA009	135.73	29.07	60.31	4.29	43.36	5.79	107.93	386.48	152.69	29.34	79.76	5.68	139.70	18.65	130.28	556.10
	L40CA010	7.06	0.92	7.96	0.79	0.67	0.09	6.40	23.89								
	L40CA011	45.45	7.75	19.86	1.96	0.00	0.00	46.42	121.44	49.13	7.80	26.26	2.59	0.00	0.00	53.13	138.91
	L40CA014	8.06	1.32	5.48	0.54	0.71	0.09	6.83	23.03	8.52	1.33	7.25	0.72	2.30	0.31	8.26	28.69
	L40CA015	6.89	1.20	5.48	0.54	0.48	0.06	7.08	21.73	7.45	1.21	7.25	0.72	1.19	0.16	8.10	26.08
	L40CA016	46.23	8.02	16.67	1.65	2.45	0.33	47.42	122.77	49.98	8.07	22.05	2.18	6.13	0.82	54.28	143.51
	L40CA017	56.32	9.75	22.23	2.20	2.45	0.33	57.73	151.01	60.89	9.80	29.40	2.90	6.13	0.82	66.08	176.02
	L40CA018	93.65	20.77	51.79	3.69	52.71	7.04	75.02	304.67	105.36	20.96	68.50	4.88	169.85	22.67	90.56	482.78
	L40CA019	12.00	1.97	7.19	0.71	1.75	0.23	10.16	34.01	12.68	1.98	9.51	0.94	5.64	0.75	12.29	43.79
	L40CA020	67.62	11.74	24.08	2.38	3.72	0.50	69.37	179.41	73.10	11.81	31.85	3.15	9.31	1.24	79.40	209.86
	L40CA021	104.47	17.83	38.82	3.84	0.00	0.00	106.70	271.66	112.94	17.93	51.35	5.07	0.00	0.00	122.13	309.42
	L40CA023	20.88	3.41	13.93	1.38	2.60	0.35	17.66	60.21	22.07	3.43	18.42	1.82	8.37	1.12	21.36	76.59
	L40CA024	25.39	4.29	17.04	1.68	7.19	0.96	21.67	78.22	26.85	4.31	22.54	2.23	23.16	3.09	26.21	108.39
	L40CA025	29.85	4.99	18.52	1.83	7.19	0.96	25.41	88.75	31.55	5.02	24.50	2.42	23.16	3.09	30.74	120.48
	L40CA026	14.77	2.60	10.53	1.04	1.48	0.20	15.21	45.83	15.97	2.62	13.92	1.38	3.70	0.49	17.41	55.49
	L40CA027	16.19	2.84	10.53	1.04	1.48	0.20	16.66	48.94	17.50	2.86	13.92	1.38	3.70	0.49	19.06	58.91
	L40CA031	4.69	0.62	6.01	0.59	0.67	0.09	4.26	16.93								
	L40CA033	8.56	1.40	5.48	0.54	0.71	0.09	7.24	24.02	9.05	1.41	7.25	0.72	2.30	0.31	8.76	29.80
	L40CA034	9.86	1.61	5.11	0.50	0.71	0.09	8.34	26.22	10.42	1.62	6.76	0.67	2.30	0.31	10.09	32.17
	L40CA035	49.92	11.19	40.08	2.85	31.86	4.25	40.08	180.23	56.16	11.29	53.01	3.77	102.66	13.71	48.38	288.98
	L40CA036	11.40	2.00	7.41	0.73	1.77	0.24	11.73	35.28	12.32	2.02	9.80	0.97	4.43	0.59	13.42	43.55
	L40CA037	12.30	2.16	8.22	0.81	1.77	0.24	12.65	38.15	13.29	2.17	10.88	1.07	4.43	0.59	14.48	46.91
	L40CA038	14.14	2.47	7.48	0.74	1.77	0.24	14.53	41.37	15.29	2.49	9.90	0.98	4.43	0.59	16.64	50.32
	L40CA039	7.03	1.26	7.48	0.74	1.85	0.25	7.27	25.88	7.60	1.27	9.90	0.98	4.62	0.62	8.32	33.31
	L40CA040	18.39	3.01	12.15	1.20	2.60	0.35	15.57	53.27	19.44	3.03	16.07	1.59	8.37	1.12	18.84	68.46

Table 2-2
Hourly Rate Elements

REGION 3		AVERAGE OPERATING CONDITIONS								SEVERE OPERATING CONDITIONS							
CAT	ID. NO.	DEPR	FCCM	FUEL	FOG	TIRE WEAR	TIRE REPAIR	REPAIR	TOTAL RATE	DEPR	FCCM	FUEL	FOG	TIRE WEAR	TIRE REPAIR	REPAIR	TOTAL RATE
L40																	
	L40CA041	10.76	1.90	7.19	0.71	4.96	0.66	9.29	35.47	11.38	1.91	9.51	0.94	15.99	2.13	11.24	53.10
	L40CA042	27.17	5.89	23.04	1.64	10.80	1.44	21.66	91.64	30.57	5.94	30.47	2.17	34.80	4.65	26.15	134.75
	L40CS004	7.42	1.22	4.07	0.40	0.71	0.09	6.29	20.20	7.84	1.23	5.39	0.53	2.30	0.31	7.61	25.21
	L40CS005	7.34	1.21	4.45	0.44	0.71	0.09	6.22	20.46	7.76	1.21	5.88	0.58	2.30	0.31	7.53	25.57
	L40CS006	10.01	1.31	5.69	0.56	1.06	0.14	9.07	27.84								
	L40CS012	21.57	3.54	12.00	1.19	3.16	0.42	18.26	60.14	22.80	3.56	15.87	1.57	10.20	1.36	22.10	77.46
	L40CS013	23.62	3.86	13.26	1.31	3.16	0.42	19.98	65.61	24.96	3.88	17.54	1.73	10.20	1.36	24.18	83.85
	L40CS014	28.97	4.85	15.41	1.52	7.19	0.96	24.67	83.57	30.63	4.88	20.38	2.01	23.16	3.09	29.85	114.00
	L40CS015	11.61	1.52	5.69	0.56	1.29	0.17	10.53	31.37								
	L40CS031	17.49	2.91	9.71	0.96	3.66	0.49	14.86	50.08	18.49	2.92	12.84	1.27	11.79	1.57	17.98	66.86
	L40CS032	22.81	4.83	17.93	1.28	5.45	0.73	18.09	71.12	25.66	4.87	23.71	1.69	17.57	2.35	21.84	97.69
	L40CS033	29.24	6.14	21.93	1.56	5.45	0.73	23.16	88.21	32.90	6.20	29.01	2.07	17.57	2.35	27.96	118.06
	L40CS034	29.89	6.41	23.71	1.69	9.90	1.32	23.77	96.69	33.62	6.47	31.36	2.23	31.91	4.26	28.70	138.55
	L40CS038	3.80	0.50	3.72	0.37	0.61	0.08	3.46	12.54								
	L40CS039	4.18	0.55	4.88	0.48	0.61	0.08	3.80	14.58								
	L40CS040	7.14	0.93	5.20	0.51	0.61	0.08	6.47	20.94								
	L40CS041	7.56	0.98	4.63	0.46	0.61	0.08	6.84	21.16								
	L40CS042	5.99	0.78	5.53	0.55	0.61	0.08	5.43	18.97								
	L40CS043	5.45	0.71	6.01	0.59	0.60	0.08	4.94	18.38								
	L40CS044	7.07	0.92	7.31	0.72	0.60	0.08	6.40	23.10								
	L40CS045	6.14	0.80	6.01	0.59	0.60	0.08	5.57	19.79								
	L40CS046	7.45	0.97	7.31	0.72	0.60	0.08	6.75	23.88								
	L40CS047	7.94	1.03	7.31	0.72	0.70	0.09	7.19	24.98								
	L40ID005	7.20	1.27	9.84	0.97	3.66	0.49	6.21	29.64	7.61	1.28	13.01	1.29	11.79	1.57	7.52	44.07
	L40ID006	11.13	1.96	16.29	1.61	5.45	0.73	9.60	46.77	11.76	1.97	21.55	2.13	17.57	2.35	11.62	68.95
	L40KM003	19.22	3.14	9.34	0.92	2.60	0.35	16.27	51.84	20.32	3.16	12.35	1.22	8.37	1.12	19.68	66.22

Table 2-2
Hourly Rate Elements

REGION 3		AVERAGE OPERATING CONDITIONS								SEVERE OPERATING CONDITIONS							
CAT	ID. NO.	DEPR	FCCM	FUEL	FOG	TIRE WEAR	TIRE REPAIR	REPAIR	TOTAL RATE	DEPR	FCCM	FUEL	FOG	TIRE WEAR	TIRE REPAIR	REPAIR	TOTAL RATE
L40																	
	L40KM008	41.47	8.95	26.15	1.86	15.42	2.06	33.03	128.94	46.65	9.03	34.59	2.46	49.70	6.63	39.87	188.93
	L40KM009	67.41	14.60	39.05	2.78	26.70	3.56	53.73	207.83	75.84	14.73	51.64	3.68	86.04	11.49	64.86	308.28
	L40KM011	85.54	18.82	59.86	4.26	43.36	5.79	68.40	286.03	96.23	18.99	79.18	5.64	139.70	18.65	82.57	440.96
	L40ME012	3.26	0.44	3.98	0.39	0.61	0.08	2.97	11.73								
	L40ME016	2.08	0.27	1.91	0.19	0.22	0.03	1.89	6.59								
	L40ME017	3.97	0.53	3.98	0.39	0.61	0.08	3.61	13.17								
	L40ME021	4.17	0.55	3.98	0.39	0.61	0.08	3.79	13.57								
	L40ME022	4.67	0.61	6.01	0.59	0.60	0.08	4.24	16.80								
	L40ME023	5.22	0.68	6.01	0.59	0.60	0.08	4.74	17.92								
L50																	
	L50CA001	6.84	1.21	4.99	1.96	0.63	0.08	6.64	22.35	11.40	1.28	7.07	2.77	2.23	0.30	11.76	36.81
	L50CA002	10.18	1.79	5.33	2.09	0.78	0.10	9.87	30.14	16.96	1.89	7.56	2.97	2.66	0.36	17.47	49.87
	L50CA003	6.81	1.22	3.90	1.53	0.78	0.10	6.63	20.97	11.35	1.28	5.53	2.17	2.66	0.36	11.73	35.08
	L50CA005	14.51	2.52	7.28	2.86	0.63	0.08	14.01	41.89	24.18	2.66	10.32	4.05	2.23	0.30	24.81	68.55
	L50CS007	10.57	1.84	5.45	2.14	0.57	0.08	10.21	30.86	17.61	1.94	7.72	3.03	2.06	0.28	18.08	50.72
	L50CS008	11.70	2.06	6.31	2.48	0.91	0.12	11.34	34.92	19.50	2.17	8.94	3.51	3.22	0.43	20.07	57.84
	L50CS036	10.64	1.89	4.76	1.87	1.53	0.20	10.33	31.22	17.73	1.99	6.74	2.65	5.49	0.73	18.28	53.61
	L50JC008	7.54	1.33	4.24	1.66	0.67	0.09	7.31	22.84	12.56	1.41	6.01	2.36	2.34	0.31	12.95	37.94
	L50JC009	8.46	1.49	5.22	2.05	0.67	0.09	8.20	26.18	14.11	1.57	7.39	2.90	2.34	0.31	14.53	43.15
	L50JC010	9.94	1.74	6.25	2.45	0.67	0.09	9.63	30.77	16.57	1.84	8.86	3.48	2.34	0.31	17.05	50.45
	L50JC011	11.23	2.00	6.25	2.45	1.33	0.18	10.92	34.36	18.71	2.11	8.86	3.48	4.88	0.65	19.33	58.02
	L50JC012	14.11	2.50	6.25	2.45	1.33	0.18	13.69	40.51	23.52	2.63	8.86	3.48	4.88	0.65	24.24	68.26
L55																	
	L55FU001	1.29	0.13	0.00	0.52	0.00	0.00	1.45	3.39								

Table 2-2
Hourly Rate Elements

REGION 3		AVERAGE OPERATING CONDITIONS								SEVERE OPERATING CONDITIONS							
CAT	ID. NO.	DEPR	FCCM	FUEL	FOG	TIRE WEAR	TIRE REPAIR	REPAIR	TOTAL RATE	DEPR	FCCM	FUEL	FOG	TIRE WEAR	TIRE REPAIR	REPAIR	TOTAL RATE
L55																	
	L55FU002	2.35	0.23	0.00	1.06	0.00	0.00	2.64	6.28								
	L55FU003	1.99	0.20	0.00	0.00	0.00	0.00	2.24	4.43								
	L55FU004	2.95	0.29	0.00	0.00	0.00	0.00	3.32	6.56								
L60																	
	L60CA013	23.35	3.52	15.04	1.59	3.88	0.52	18.18	66.08	29.19	3.61	19.89	2.11	11.40	1.52	25.98	93.70
	L60JD001	14.87	2.29	8.82	0.93	3.91	0.52	11.62	42.96	18.59	2.34	11.66	1.23	11.94	1.59	16.61	63.96
	L60JD002	19.92	3.00	11.19	1.19	3.91	0.52	15.50	55.23	24.90	3.07	14.80	1.57	11.94	1.59	22.16	80.03
	L60JD003	14.97	2.23	8.82	0.93	2.54	0.34	11.63	41.46	18.71	2.29	11.66	1.23	7.77	1.04	16.63	59.33
	L60JD004	21.78	3.26	11.85	1.26	3.91	0.52	16.94	59.52	27.23	3.34	15.68	1.66	11.94	1.59	24.22	85.66
	L60JD006	19.41	2.93	12.60	1.33	3.91	0.52	15.11	55.81	24.26	3.00	16.66	1.76	11.94	1.59	21.60	80.81
	L60JD007	19.75	2.98	14.82	1.57	3.91	0.52	15.38	58.93	24.69	3.05	19.60	2.08	11.94	1.59	21.98	84.93
M10																	
	M10M5001	2.92	0.64	17.23	2.09	0.00	0.00	2.22	25.10	3.60	0.65	22.49	2.72	0.00	0.00	2.92	32.38
	M10M5002	3.46	0.75	22.48	2.72	0.00	0.00	2.62	32.03	4.25	0.76	29.34	3.55	0.00	0.00	3.45	41.35
	M10M5003	4.25	0.92	34.47	4.17	0.00	0.00	3.22	47.03	5.23	0.94	44.98	5.44	0.00	0.00	4.25	60.84
	M10MZ001	5.00	0.41	0.00	0.00	0.00	0.00	2.55	7.96								
	M10MZ003	5.86	0.49	0.00	0.00	0.00	0.00	3.00	9.35								
	M10MZ005	6.72	0.56	0.00	0.00	0.00	0.00	3.44	10.72								
	M10MZ007	7.28	0.60	0.00	0.00	0.00	0.00	3.72	11.60								
	M10MZ010	4.92	1.07	10.00	1.43	0.00	0.00	3.73	21.15	6.06	1.09	13.23	1.90	0.00	0.00	4.92	27.20
	M10MZ011	6.37	1.39	14.82	2.12	0.00	0.00	4.83	29.53	7.84	1.41	19.60	2.81	0.00	0.00	6.37	38.03
	M10MZ013	8.47	1.87	29.64	4.25	0.00	0.00	6.93	51.16	10.16	1.89	39.20	5.62	0.00	0.00	8.83	65.70
	M10MZ014	9.82	2.17	44.45	6.37	0.00	0.00	8.03	70.84	11.79	2.20	58.79	8.42	0.00	0.00	10.24	91.44
	M10XX002	1.99	0.16	0.00	0.00	0.00	0.00	1.02	3.17								

Table 2-2
Hourly Rate Elements

REGION 3		AVERAGE OPERATING CONDITIONS								SEVERE OPERATING CONDITIONS							
CAT	ID. NO.	DEPR	FCCM	FUEL	FOG	TIRE WEAR	TIRE REPAIR	REPAIR	TOTAL RATE	DEPR	FCCM	FUEL	FOG	TIRE WEAR	TIRE REPAIR	REPAIR	TOTAL RATE
M10																	
	M10XX003	4.22	0.35	0.00	0.00	0.00	0.00	2.15	6.72								
	M10XX004	4.94	0.41	0.00	0.00	0.00	0.00	2.52	7.87								
	M10XX005	3.09	2.93	0.00	0.00	0.00	0.00	1.79	7.81								
	M10XX007	3.60	3.42	0.00	0.00	0.00	0.00	2.09	9.11								
	M10XX008	7.72	7.33	0.00	0.00	0.00	0.00	4.49	19.54								
	M10XX009	0.99	0.22	5.99	0.73	0.00	0.00	0.75	8.68	1.22	0.22	7.82	0.95	0.00	0.00	0.99	11.20
	M10XX010	1.24	0.27	8.99	1.09	0.00	0.00	0.94	12.53	1.53	0.27	11.73	1.42	0.00	0.00	1.24	16.19
	M10XX013	5.71	2.70	45.74	6.55	0.00	0.00	5.25	65.95								
	M10XX015	4.19	1.99	21.14	3.03	0.00	0.00	3.86	34.21								
	M10XX016	18.22	5.94	0.00	0.00	0.00	0.00	12.35	36.51								
	M10XX017	18.22	5.94	0.00	0.00	0.00	0.00	12.35	36.51								
	M10XX018	19.30	6.29	0.00	0.00	0.00	0.00	13.08	38.67								
	M10XX019	19.30	6.29	0.00	0.00	0.00	0.00	13.08	38.67								
	M10XX020	4.39	0.36	0.00	0.00	0.00	0.00	2.24	6.99								
	M10XX021	15.39	7.29	26.34	3.77	0.00	0.00	14.16	66.95								
	M10XX022	29.32	6.47	55.57	7.96	0.00	0.00	23.98	123.30	35.18	6.56	73.49	10.53	0.00	0.00	30.57	156.33
	M10XX023	146.34	32.29	52.60	7.54	0.00	0.00	119.68	358.45	175.61	32.73	69.57	9.97	0.00	0.00	152.59	440.47
	M10XX024	82.97	18.31	155.59	22.29	0.00	0.00	67.85	347.01	99.57	18.55	205.78	29.49	0.00	0.00	86.51	439.90
	M10XX027	3.45	1.13	0.00	0.00	0.00	0.00	2.34	6.92								
	M10XX029	5.81	1.89	0.00	0.00	0.00	0.00	3.94	11.64								
	M10XX030	3.18	0.69	33.72	4.08	0.00	0.00	2.41	44.08	3.91	0.70	44.01	5.33	0.00	0.00	3.18	57.13
	M10XX031	2.65	0.58	33.72	4.08	0.00	0.00	2.01	43.04	3.26	0.59	44.01	5.33	0.00	0.00	2.65	55.84
	M10XX032	10.00	2.21	34.08	4.88	0.00	0.00	8.18	59.35	12.00	2.24	45.08	6.46	0.00	0.00	10.43	76.21
	M10XX035	13.12	2.90	48.90	7.01	0.00	0.00	10.73	82.66	15.75	2.93	64.67	9.27	0.00	0.00	13.68	106.30
	M10XX037	5.65	1.25	52.45	6.35	0.00	0.00	4.62	70.32	6.78	1.26	68.45	8.29	0.00	0.00	5.89	90.67
	M10XX038	18.79	4.14	31.49	4.51	0.00	0.00	15.36	74.29	22.54	4.20	41.65	5.97	0.00	0.00	19.59	93.95

Table 2-2
Hourly Rate Elements

REGION 3		AVERAGE OPERATING CONDITIONS								SEVERE OPERATING CONDITIONS							
CAT	ID. NO.	DEPR	FCCM	FUEL	FOG	TIRE WEAR	TIRE REPAIR	REPAIR	TOTAL RATE	DEPR	FCCM	FUEL	FOG	TIRE WEAR	TIRE REPAIR	REPAIR	TOTAL RATE
M10																	
	M10XX039	43.06	9.50	59.27	8.49	0.00	0.00	35.21	155.53	51.67	9.63	78.39	11.23	0.00	0.00	44.90	195.82
P10																	
	P10AP001	4.87	0.64	0.00	0.00	0.00	0.00	5.41	10.92								
	P10AP002	8.97	1.18	0.00	0.00	0.00	0.00	9.96	20.11								
	P10AP003	9.80	1.28	0.00	0.00	0.00	0.00	10.88	21.96								
	P10AP004	11.80	1.55	0.00	0.00	0.00	0.00	13.11	26.46								
	P10AP005	17.57	2.30	0.00	0.00	0.00	0.00	19.52	39.39								
	P10AP006	3.04	0.40	0.00	0.00	0.00	0.00	3.37	6.81								
	P10AP007	4.93	0.65	0.00	0.00	0.00	0.00	5.47	11.05								
	P10IC010	3.07	0.40	0.00	0.00	0.00	0.00	3.41	6.88								
	P10IC011	11.95	1.57	3.78	0.46	0.00	0.00	13.28	31.04								
	P10IC012	4.52	0.59	0.00	0.00	0.00	0.00	5.02	10.13								
	P10IC013	14.26	1.87	3.78	0.46	0.00	0.00	15.84	36.21								
P25																	
	P25DL001	3.67	0.36	1.56	1.14	0.00	0.00	4.13	10.86								
	P25DL003	4.73	0.47	4.00	1.68	0.00	0.00	5.34	16.22								
	P25DL004	5.18	0.51	5.04	2.41	0.00	0.00	5.84	18.98								
	P25DL005	8.99	0.89	7.78	3.59	0.00	0.00	10.13	31.38								
	P25DL006	9.14	0.90	8.82	4.37	0.00	0.00	10.30	33.53								
	P25DL008	11.25	1.11	14.52	7.06	0.00	0.00	12.69	46.63								
	P25DL009	21.94	2.16	18.45	8.83	0.00	0.00	24.74	76.12								
	P25DL010	31.70	3.12	21.49	10.85	0.00	0.00	35.74	102.90								
	P25DL011	31.30	3.08	26.82	13.15	0.00	0.00	35.29	109.64								
	P25MK001	3.99	0.39	2.89	0.35	0.00	0.00	4.50	12.12								

Table 2-2
Hourly Rate Elements

REGION 3		AVERAGE OPERATING CONDITIONS								SEVERE OPERATING CONDITIONS							
CAT	ID. NO.	DEPR	FCCM	FUEL	FOG	TIRE WEAR	TIRE REPAIR	REPAIR	TOTAL RATE	DEPR	FCCM	FUEL	FOG	TIRE WEAR	TIRE REPAIR	REPAIR	TOTAL RATE
P25																	
	P25MK002	15.52	1.53	12.67	1.53	0.00	0.00	17.50	48.75								
	P25MK003	7.18	0.71	6.30	0.76	0.00	0.00	8.09	23.04								
	P25MK004	25.66	2.53	18.97	2.30	0.00	0.00	28.94	78.40								
	P25VU002	8.81	0.80	0.00	2.50	0.00	0.00	9.35	21.46								
	P25VU003	10.83	0.98	0.00	2.50	0.00	0.00	11.50	25.81								
	P25VU004	11.07	1.00	0.00	2.50	0.00	0.00	11.75	26.32								
	P25VU005	14.88	1.34	0.00	2.50	0.00	0.00	15.80	34.52								
	P25VU010	15.30	1.38	0.00	0.95	0.00	0.00	16.23	33.86								
	P25VU011	15.41	1.39	0.00	1.17	0.00	0.00	16.36	34.33								
P30																	
	P30AP001	5.50	0.54	0.74	0.09	0.00	0.00	6.21	13.08								
	P30AP002	23.64	2.33	20.37	2.47	0.00	0.00	26.65	75.46								
	P30AP003	27.19	2.68	20.37	2.47	0.00	0.00	30.66	83.37								
	P30AP004	29.13	2.87	20.37	2.47	0.00	0.00	32.84	87.68								
	P30AP005	42.37	4.17	27.78	3.36	0.00	0.00	47.77	125.45								
	P30AP006	97.35	9.59	77.79	9.42	0.00	0.00	109.76	303.91								
	P30AP007	135.24	13.32	88.91	10.76	0.00	0.00	152.48	400.71								
	P30AP008	9.08	0.89	0.00	0.00	0.00	0.00	10.24	20.21								
	P30AP009	10.02	0.99	0.00	0.00	0.00	0.00	11.30	22.31								
	P30AP010	11.72	1.15	0.00	0.00	0.00	0.00	13.21	26.08								
	P30AP011	54.39	5.36	56.68	6.86	0.00	0.00	61.32	184.61								
	P30IC001	29.47	2.90	25.93	3.14	0.00	0.00	33.23	94.67								
	P30MK001	19.58	1.93	13.71	1.66	0.00	0.00	22.08	58.96								
	P30MK002	11.57	1.14	6.30	0.76	0.00	0.00	13.05	32.82								
	P30MK003	29.27	2.88	27.04	3.27	0.00	0.00	33.01	95.47								

Table 2-2
Hourly Rate Elements

REGION 3		AVERAGE OPERATING CONDITIONS								SEVERE OPERATING CONDITIONS							
CAT	ID. NO.	DEPR	FCCM	FUEL	FOG	TIRE WEAR	TIRE REPAIR	REPAIR	TOTAL RATE	DEPR	FCCM	FUEL	FOG	TIRE WEAR	TIRE REPAIR	REPAIR	TOTAL RATE
P30																	
	P30MK004	49.27	4.85	51.86	6.28	0.00	0.00	55.56	167.82								
P35																	
	P35CA010	21.43	4.53	5.08	0.77	0.00	0.00	22.93	54.74	26.09	4.59	6.57	0.99	0.00	0.00	32.31	70.55
	P35CA011	54.72	11.57	12.96	1.96	0.00	0.00	58.55	139.76	66.62	11.73	16.77	2.54	0.00	0.00	82.52	180.18
	P35CA012	64.91	13.73	13.12	1.99	0.00	0.00	69.46	163.21	79.03	13.92	16.98	2.57	0.00	0.00	97.89	210.39
P40																	
	P40TE016	2.55	0.27	0.05	0.07	0.00	0.00	1.96	4.90								
	P40TE018	14.19	1.57	2.75	0.29	1.44	0.19	10.98	31.41								
	P40TE019	27.96	3.11	3.33	0.35	2.08	0.28	21.64	58.75								
	P40TE020	20.69	2.34	2.75	0.29	2.08	0.28	16.04	44.47								
	P40TE021	20.02	2.27	2.75	0.29	2.08	0.28	15.53	43.22								
	P40TE022	37.97	4.17	4.24	0.45	2.08	0.28	29.35	78.54								
	P40TE023	13.69	1.46	2.75	0.29	0.19	0.03	10.55	28.96								
	P40TE024	29.22	3.25	3.33	0.35	2.08	0.28	22.61	61.12								
	P40TE025	21.17	2.28	24.88	2.64	0.46	0.06	16.33	67.82								
	P40TE026	27.55	2.98	26.27	2.78	0.86	0.11	21.26	81.81								
	P40TE027	12.56	1.35	20.74	2.20	0.29	0.04	9.69	46.87								
	P40TE028	14.81	1.59	20.74	2.20	0.29	0.04	11.42	51.09								
	P40TE029	53.29	5.71	24.88	2.64	0.86	0.11	41.08	128.57								
	P40TE030	13.70	1.47	18.66	1.98	0.29	0.04	10.57	46.71								
	P40TE031	4.08	0.46	0.00	0.00	0.38	0.05	3.17	8.14								
	P40TE032	4.78	0.54	0.00	0.00	0.38	0.05	3.70	9.45								
	P40TE033	2.45	0.29	0.00	0.00	0.38	0.05	1.91	5.08								
	P40TE034	10.82	1.22	1.42	0.15	0.93	0.12	8.38	23.04								

Table 2-2
Hourly Rate Elements

REGION 3		AVERAGE OPERATING CONDITIONS								SEVERE OPERATING CONDITIONS							
CAT	ID. NO.	DEPR	FCCM	FUEL	FOG	TIRE WEAR	TIRE REPAIR	REPAIR	TOTAL RATE	DEPR	FCCM	FUEL	FOG	TIRE WEAR	TIRE REPAIR	REPAIR	TOTAL RATE
P40																	
	P40TE035	12.34	1.72	2.75	0.29	8.73	1.17	9.80	36.80								
	P40TE036	49.86	5.43	4.24	0.45	2.08	0.28	38.51	100.85								
P45																	
	P45AF003	0.16	0.02	0.00	0.00	0.00	0.00	0.17	0.35								
	P45AF007	1.85	0.21	5.13	0.62	0.00	0.00	1.96	9.77								
	P45AF010	7.71	0.90	4.95	0.52	0.03	0.00	8.19	22.30								
	P45AF012	3.49	0.40	7.65	0.93	0.00	0.00	3.71	16.18								
	P45AF014	0.51	0.06	0.00	0.00	0.00	0.00	0.54	1.11								
	P45AF015	2.69	0.31	2.30	0.98	0.00	0.00	2.86	9.14								
	P45AF016	3.82	0.44	7.65	0.93	0.00	0.00	4.05	16.89								
	P45AF017	4.35	0.50	2.76	1.17	0.00	0.00	4.62	13.40								
	P45AF018	8.56	0.99	4.95	0.52	0.03	0.00	9.08	24.13								
	P45CG001	0.41	0.05	0.00	0.05	0.00	0.00	0.43	0.94								
	P45CG002	0.84	0.10	0.00	0.10	0.00	0.00	0.89	1.93								
	P45CG003	1.97	0.23	0.00	0.15	0.00	0.00	2.09	4.44								
	P45CG006	3.04	0.36	2.15	0.23	0.04	0.01	3.23	9.06								
	P45CG007	3.95	0.46	3.98	0.42	0.04	0.01	4.20	13.06								
	P45OE002	5.20	0.60	7.96	0.84	0.03	0.00	5.52	20.15								
	P45OE003	6.29	0.73	10.43	1.10	0.03	0.00	6.68	25.26								
	P45OE004	7.22	0.84	12.48	1.32	0.03	0.00	7.66	29.55								
	P45OE005	11.44	1.33	18.61	1.97	0.06	0.01	12.15	45.57								
	P45PU001	6.38	0.74	4.95	0.52	0.03	0.00	6.78	19.40								
P50																	
	P50GR001	0.03	0.00	0.00	0.00	0.00	0.00	0.04	0.07								

Table 2-2
Hourly Rate Elements

REGION 3		AVERAGE OPERATING CONDITIONS								SEVERE OPERATING CONDITIONS							
CAT	ID. NO.	DEPR	FCCM	FUEL	FOG	TIRE WEAR	TIRE REPAIR	REPAIR	TOTAL RATE	DEPR	FCCM	FUEL	FOG	TIRE WEAR	TIRE REPAIR	REPAIR	TOTAL RATE
P50																	
	P50GR002	0.04	0.00	0.00	0.00	0.00	0.00	0.06	0.10								
	P50GR003	0.08	0.00	0.00	0.00	0.00	0.00	0.12	0.20								
	P50GR004	0.14	0.01	0.00	0.00	0.00	0.00	0.22	0.37								
	P50GR005	0.02	0.00	0.00	0.00	0.00	0.00	0.03	0.05								
	P50GR006	0.04	0.00	0.00	0.00	0.00	0.00	0.06	0.10								
	P50GR007	0.06	0.00	0.00	0.00	0.00	0.00	0.09	0.15								
	P50GR008	0.11	0.01	0.00	0.00	0.00	0.00	0.17	0.29								
	P50WC001	0.17	0.02	2.06	0.25	0.00	0.00	0.17	2.67								
	P50WC002	0.18	0.02	1.54	0.22	0.00	0.00	0.19	2.15								
	P50WC003	0.33	0.04	1.64	0.24	0.00	0.00	0.34	2.59								
	P50WC004	2.07	0.27	3.39	0.49	0.04	0.01	2.11	8.38								
	P50XX001	3.82	0.49	7.60	1.09	0.05	0.01	3.88	16.94								
	P50XX002	6.25	0.80	6.78	0.97	0.04	0.01	6.35	21.20								
	P50XX003	0.76	0.10	1.03	0.15	0.00	0.00	0.77	2.81								
P55																	
	P55GF001	2.85	0.37	2.16	0.31	0.00	0.00	3.23	8.92								
	P55GF002	3.07	0.40	2.16	0.31	0.00	0.00	3.47	9.41								
	P55GR001	0.57	0.07	0.17	0.07	0.00	0.00	0.36	1.24								
	P55GR002	0.64	0.07	0.44	0.19	0.00	0.00	0.40	1.74								
	P55GR003	1.64	0.19	2.18	0.93	0.00	0.00	1.04	5.98								
	P55GR004	2.42	0.28	5.24	2.22	0.00	0.00	1.54	11.70								
	P55WC001	0.04	0.01	0.09	0.04	0.00	0.00	0.03	0.21								
	P55WC002	0.07	0.01	0.09	0.04	0.00	0.00	0.04	0.25								

Table 2-2
Hourly Rate Elements

REGION 3		AVERAGE OPERATING CONDITIONS								SEVERE OPERATING CONDITIONS							
CAT	ID. NO.	DEPR	FCCM	FUEL	FOG	TIRE WEAR	TIRE REPAIR	REPAIR	TOTAL RATE	DEPR	FCCM	FUEL	FOG	TIRE WEAR	TIRE REPAIR	REPAIR	TOTAL RATE
P60																	
	P60GF003	3.99	0.51	7.40	1.06	0.09	0.01	4.06	17.12								
	P60GF004	4.13	0.53	7.40	1.06	0.09	0.01	4.20	17.42								
	P60GF005	5.66	0.72	11.61	1.66	0.09	0.01	5.75	25.50								
	P60GF006	6.02	0.77	14.39	2.06	0.09	0.01	6.12	29.46								
	P60GF008	4.19	0.54	7.40	1.06	0.09	0.01	4.26	17.55								
	P60GR001	2.74	0.35	4.83	0.69	0.07	0.01	2.79	11.48								
	P60GR002	3.43	0.44	15.02	1.82	0.07	0.01	3.49	24.28								
	P60HO002	0.10	0.01	0.72	0.09	0.00	0.00	0.10	1.02								
	P60HO003	0.18	0.02	1.65	0.20	0.00	0.00	0.18	2.23								
	P60HO004	0.12	0.01	1.34	0.16	0.00	0.00	0.12	1.75								
	P60HO005	0.39	0.05	3.29	0.40	0.00	0.00	0.39	4.52								
	P60WC001	0.06	0.01	0.82	0.10	0.00	0.00	0.06	1.05								
	P60WC002	0.07	0.01	1.23	0.15	0.00	0.00	0.07	1.53								
P65																	
	P65GR002	0.46	0.07	0.31	0.04	0.18	0.02	0.43	1.51								
	P65GR003	0.96	0.14	0.62	0.08	0.20	0.03	0.88	2.91								
	P65HO001	0.16	0.02	0.72	0.09	0.00	0.00	0.16	1.15								
	P65HO002	0.17	0.02	0.72	0.09	0.00	0.00	0.17	1.17								
	P65WC001	0.18	0.02	0.82	0.10	0.00	0.00	0.16	1.28								
	P65WC002	0.19	0.02	0.82	0.10	0.00	0.00	0.17	1.30								
P70																	
	P70XX001	0.40	0.06	0.41	0.05	0.00	0.00	0.38	1.30								

Table 2-2
Hourly Rate Elements

REGION 3		AVERAGE OPERATING CONDITIONS								SEVERE OPERATING CONDITIONS							
CAT	ID. NO.	DEPR	FCCM	FUEL	FOG	TIRE WEAR	TIRE REPAIR	REPAIR	TOTAL RATE	DEPR	FCCM	FUEL	FOG	TIRE WEAR	TIRE REPAIR	REPAIR	TOTAL RATE
R10																	
	R10CA001	1.22	0.15	0.00	0.08	0.00	0.00	1.24	2.69	1.50	0.16	0.00	0.08	0.00	0.00	1.69	3.43
	R10CA003	1.22	0.15	0.00	0.08	0.00	0.00	1.24	2.69	1.50	0.16	0.00	0.08	0.00	0.00	1.69	3.43
	R10CA005	1.22	0.15	0.00	0.08	0.00	0.00	1.24	2.69	1.50	0.16	0.00	0.08	0.00	0.00	1.69	3.43
	R10CA006	0.12	0.01	0.00	0.00	0.00	0.00	0.12	0.25	0.14	0.02	0.00	0.00	0.00	0.00	0.16	0.32
	R10CA007	3.36	0.43	0.00	0.08	0.00	0.00	3.41	7.28	4.14	0.44	0.00	0.08	0.00	0.00	4.66	9.32
	R10CA009	6.69	0.85	0.00	0.08	0.00	0.00	6.79	14.41	8.24	0.87	0.00	0.08	0.00	0.00	9.28	18.47
	R10CA010	0.24	0.03	0.00	0.00	0.00	0.00	0.24	0.51	0.30	0.03	0.00	0.00	0.00	0.00	0.33	0.66
	R10CA011	6.02	0.76	0.00	0.10	0.00	0.00	6.10	12.98	7.41	0.78	0.00	0.10	0.00	0.00	8.34	16.63
	R10CA012	6.38	0.81	0.00	0.10	0.00	0.00	6.47	13.76	7.86	0.83	0.00	0.10	0.00	0.00	8.85	17.64
	R10CA013	0.54	0.07	0.00	0.00	0.00	0.00	0.55	1.16	0.67	0.07	0.00	0.00	0.00	0.00	0.75	1.49
	R10CA014	9.37	1.19	0.00	0.16	0.00	0.00	9.50	20.22	11.54	1.22	0.00	0.16	0.00	0.00	12.99	25.91
	R10CA015	9.70	1.23	0.00	0.16	0.00	0.00	9.83	20.92	11.94	1.26	0.00	0.16	0.00	0.00	13.45	26.81
	R10CA016	0.73	0.09	0.00	0.00	0.00	0.00	0.74	1.56	0.90	0.09	0.00	0.00	0.00	0.00	1.01	2.00
	R10CA017	13.91	1.76	0.00	0.21	0.00	0.00	14.10	29.98	17.12	1.81	0.00	0.21	0.00	0.00	19.28	38.42
	R10CA018	14.74	1.87	0.00	0.22	0.00	0.00	14.94	31.77	18.14	1.92	0.00	0.22	0.00	0.00	20.43	40.71
	R10CA019	0.56	0.07	0.00	0.24	0.00	0.00	0.56	1.43	0.68	0.07	0.00	0.24	0.00	0.00	0.77	1.76
	R10CA020	17.95	2.28	0.00	0.23	0.00	0.00	18.20	38.66	22.09	2.33	0.00	0.23	0.00	0.00	24.88	49.53
	R10CA021	16.48	2.09	0.00	0.25	0.00	0.00	16.70	35.52	20.28	2.14	0.00	0.25	0.00	0.00	22.84	45.51
	R10CA022	0.14	0.02	0.00	0.00	0.00	0.00	0.14	0.30	0.17	0.02	0.00	0.00	0.00	0.00	0.19	0.38
R15																	
	R15WV001	0.88	0.16	0.00	0.00	0.26	0.03	0.75	2.08								
	R15WV002	1.02	0.18	0.00	0.00	0.26	0.03	0.86	2.35								
R20																	
	R20HJ001	3.43	0.53	0.00	0.25	0.00	0.00	3.21	7.42								

Table 2-2
Hourly Rate Elements

REGION 3		AVERAGE OPERATING CONDITIONS								SEVERE OPERATING CONDITIONS							
CAT	ID. NO.	DEPR	FCCM	FUEL	FOG	TIRE WEAR	TIRE REPAIR	REPAIR	TOTAL RATE	DEPR	FCCM	FUEL	FOG	TIRE WEAR	TIRE REPAIR	REPAIR	TOTAL RATE
R20																	
	R20HJ002	1.75	0.27	0.00	0.25	0.00	0.00	1.64	3.91								
R30																	
	R30BO003	19.57	2.36	15.44	1.40	1.64	0.22	15.18	55.81								
	R30BO004	12.63	1.57	6.72	0.61	1.89	0.25	9.84	33.51								
	R30BO005	3.77	0.53	2.27	0.21	0.00	0.00	3.33	10.11								
	R30BO008	43.82	8.03	41.41	3.76	0.00	0.00	41.02	138.04								
	R30BO009	39.35	7.21	41.41	3.76	0.00	0.00	36.84	128.57								
	R30CA001	11.38	1.33	9.13	0.83	0.23	0.03	8.78	31.71								
	R30CA002	26.12	3.03	12.08	1.10	0.23	0.03	20.14	62.73								
	R30CA003	37.70	6.91	21.07	1.91	0.00	0.00	35.29	102.88								
	R30CA004	12.31	1.45	9.13	0.83	0.52	0.07	9.52	33.83								
	R30CA006	60.12	11.01	39.51	3.59	0.00	0.00	56.28	170.51								
	R30CA012	37.61	6.89	21.07	1.91	0.00	0.00	35.21	102.69								
	R30CA013	63.38	11.61	39.51	3.59	0.00	0.00	59.34	177.43								
	R30LD001	5.65	0.68	2.25	0.20	0.51	0.07	4.38	13.74								
	R30RS003	10.98	1.32	7.72	0.70	0.82	0.11	8.51	30.16								
	R30WG001	16.07	2.27	6.72	0.61	0.00	0.00	14.16	39.83								
R40																	
	R40BO001	7.79	0.99	5.14	0.62	0.00	0.00	7.30	21.84								
	R40BO002	8.44	1.07	5.14	0.62	0.00	0.00	7.90	23.17								
R45																	
	R45BO004	6.69	0.85	3.39	0.41	0.00	0.00	8.61	19.95								
	R45BO005	7.68	0.97	4.62	0.56	0.00	0.00	9.89	23.72								
	R45BO006	17.84	2.26	7.71	0.93	0.00	0.00	22.97	51.71								

Table 2-2
Hourly Rate Elements

REGION 3		AVERAGE OPERATING CONDITIONS								SEVERE OPERATING CONDITIONS							
CAT	ID. NO.	DEPR	FCCM	FUEL	FOG	TIRE WEAR	TIRE REPAIR	REPAIR	TOTAL RATE	DEPR	FCCM	FUEL	FOG	TIRE WEAR	TIRE REPAIR	REPAIR	TOTAL RATE
R45																	
	R45BO007	19.52	2.48	11.72	1.42	0.00	0.00	25.13	60.27								
	R45BO008	18.81	2.39	11.72	1.42	0.00	0.00	24.22	58.56								
	R45CA002	3.75	0.48	2.31	0.28	0.00	0.00	4.83	11.65								
	R45CA003	5.52	0.70	3.72	0.45	0.00	0.00	7.10	17.49								
	R45CA004	6.77	0.86	5.02	0.61	0.00	0.00	8.72	21.98								
	R45CA006	7.87	1.00	5.02	0.61	0.00	0.00	10.14	24.64								
	R45CA007	13.14	1.67	11.30	1.37	0.00	0.00	16.91	44.39								
	R45CA008	16.52	2.09	13.57	1.64	0.00	0.00	21.26	55.08								
	R45CA009	18.36	2.33	14.59	1.77	0.00	0.00	23.64	60.69								
	R45CA010	22.62	2.87	14.80	1.79	0.00	0.00	29.12	71.20								
	R45CA011	5.42	0.69	3.70	0.45	0.00	0.00	6.98	17.24								
	R45CA012	16.52	2.09	13.67	1.65	0.00	0.00	21.26	55.19								
	R45CA014	11.95	1.52	10.28	1.24	0.00	0.00	15.38	40.37								
	R45CA015	20.33	2.58	10.28	1.24	0.00	0.00	26.17	60.60								
	R45CA016	4.60	0.58	3.70	0.45	0.00	0.00	5.93	15.26								
	R45CS001	6.46	0.82	3.14	0.38	0.00	0.00	8.32	19.12								
	R45CS002	6.74	0.85	3.24	0.39	0.00	0.00	8.67	19.89								
	R45CS003	8.04	1.02	4.15	0.50	0.00	0.00	10.35	24.06								
	R45CS004	8.07	1.02	4.28	0.52	0.00	0.00	10.39	24.28								
	R45LD001	5.76	0.73	2.55	0.31	0.00	0.00	7.42	16.77								
	R45WG001	6.23	0.79	3.60	0.44	0.00	0.00	8.03	19.09								
	R45WG002	18.84	2.39	10.28	1.24	0.00	0.00	24.25	57.00								
	R45WG003	24.39	3.09	13.36	1.62	0.00	0.00	31.41	73.87								
R50																	
	R50BO005	6.53	0.93	3.33	0.40	0.30	0.04	8.19	19.72								

Table 2-2
Hourly Rate Elements

REGION 3		AVERAGE OPERATING CONDITIONS								SEVERE OPERATING CONDITIONS							
CAT	ID. NO.	DEPR	FCCM	FUEL	FOG	TIRE WEAR	TIRE REPAIR	REPAIR	TOTAL RATE	DEPR	FCCM	FUEL	FOG	TIRE WEAR	TIRE REPAIR	REPAIR	TOTAL RATE
R50																	
	R50BO006	10.21	1.44	5.56	0.67	0.30	0.04	12.79	31.01								
	R50BO007	11.67	1.66	5.56	0.67	0.46	0.06	14.63	34.71								
	R50BO008	18.45	2.59	11.48	1.39	0.31	0.04	23.07	57.33								
	R50BO010	6.82	0.97	3.33	0.40	0.30	0.04	8.56	20.42								
	R50BO011	11.45	1.62	5.56	0.67	0.30	0.04	14.34	33.98								
	R50BO012	13.51	1.91	5.56	0.67	0.46	0.06	16.93	39.10								
	R50BO013	19.31	2.71	11.48	1.39	0.31	0.04	24.15	59.39								
	R50CA003	12.03	1.68	5.48	0.66	0.00	0.00	15.02	34.87								
	R50CA004	16.47	2.31	7.41	0.90	0.20	0.03	20.59	47.91								
	R50CA007	12.81	1.89	9.71	1.18	1.53	0.20	16.22	43.54								
	R50CA008	24.28	3.49	12.89	1.56	1.53	0.20	30.53	74.48								
	R50CA009	22.79	3.25	11.63	1.41	1.16	0.15	28.62	69.01								
	R50CA010	25.28	3.60	12.87	1.56	1.16	0.15	31.73	76.35								
	R50CA011	22.80	3.25	11.63	1.41	1.01	0.13	28.61	68.84								
	R50CA012	9.75	1.38	5.48	0.66	0.61	0.08	12.22	30.18								
	R50CA013	15.23	2.15	7.41	0.90	0.36	0.05	19.07	45.17								
	R50CA014	16.39	2.31	7.41	0.90	0.36	0.05	20.51	47.93								
	R50CA015	19.07	2.73	11.63	1.41	1.01	0.13	23.95	59.93								
	R50CA016	23.40	3.33	11.63	1.41	1.01	0.13	29.36	70.27								
	R50CA017	16.55	2.37	9.71	1.18	1.01	0.13	20.81	51.76								
	R50CA018	25.77	3.66	12.87	1.56	1.01	0.13	32.31	77.31								
	R50CA019	17.23	2.47	9.71	1.18	1.01	0.13	21.66	53.39								
	R50WG001	17.87	2.57	9.78	1.18	1.16	0.15	22.48	55.19								
	R50WG002	24.18	3.45	11.85	1.43	1.16	0.15	30.36	72.58								
	R50WG003	6.29	0.90	2.59	0.31	0.37	0.05	7.90	18.41								
	R50WG004	8.57	1.22	3.33	0.40	0.37	0.05	10.75	24.69								

Table 2-2
Hourly Rate Elements

REGION 3		AVERAGE OPERATING CONDITIONS								SEVERE OPERATING CONDITIONS							
CAT	ID. NO.	DEPR	FCCM	FUEL	FOG	TIRE WEAR	TIRE REPAIR	REPAIR	TOTAL RATE	DEPR	FCCM	FUEL	FOG	TIRE WEAR	TIRE REPAIR	REPAIR	TOTAL RATE
R50																	
	R50WG005	19.59	2.75	7.41	0.90	0.37	0.05	24.51	55.58								
	R50WG006	10.01	1.44	5.56	0.67	1.01	0.13	12.60	31.42								
	R50WG007	10.69	1.54	5.56	0.67	1.17	0.16	13.46	33.25								
	R50WG008	13.46	1.90	7.41	0.90	0.40	0.05	16.86	40.98								
	R50WG009	14.51	2.05	7.41	0.90	0.40	0.05	18.17	43.49								
	R50WG010	15.38	2.18	8.15	0.99	0.50	0.07	19.27	46.54								
R55																	
	R55GL007	3.08	0.28	2.47	0.22	0.00	0.00	2.62	8.67								
	R55GL009	0.60	0.05	1.44	0.13	0.00	0.00	0.51	2.73								
	R55GL011	1.48	0.13	2.74	0.25	0.00	0.00	1.26	5.86								
	R55GL016	0.99	0.09	1.23	0.11	0.00	0.00	0.84	3.26								
	R55GL017	0.43	0.04	0.69	0.06	0.00	0.00	0.37	1.59								
	R55GL018	0.51	0.05	0.75	0.07	0.00	0.00	0.43	1.81								
	R55GL020	0.88	0.08	0.75	0.07	0.00	0.00	0.74	2.52								
	R55GL021	0.50	0.05	1.78	0.16	0.00	0.00	0.43	2.92								
	R55GL023	1.32	0.12	1.78	0.16	0.00	0.00	1.12	4.50								
	R55GL026	0.74	0.07	0.75	0.07	0.00	0.00	0.63	2.26								
	R55GL027	5.03	0.46	0.42	0.54	0.03	0.00	4.27	10.75								
	R55GL028	5.40	0.49	0.69	0.56	0.03	0.00	4.59	11.76								
	R55GL029	6.21	0.56	1.23	0.86	0.03	0.00	5.28	14.17								
S10																	
	S10CA003	50.81	11.74	30.15	3.65	19.27	2.57	56.54	174.73	57.43	11.84	39.88	4.83	60.36	8.06	67.26	249.66
S15																	
	S15CA001	41.51	9.97	28.21	3.41	19.27	2.57	36.38	141.32	49.82	10.10	35.99	4.36	60.36	8.06	46.37	215.06

Table 2-2
Hourly Rate Elements

REGION 3		AVERAGE OPERATING CONDITIONS								SEVERE OPERATING CONDITIONS							
CAT	ID. NO.	DEPR	FCCM	FUEL	FOG	TIRE WEAR	TIRE REPAIR	REPAIR	TOTAL RATE	DEPR	FCCM	FUEL	FOG	TIRE WEAR	TIRE REPAIR	REPAIR	TOTAL RATE
S15																	
	S15CA002	54.76	13.12	39.51	4.78	24.23	3.23	47.96	187.59	65.71	13.28	50.41	6.10	75.88	10.13	61.13	282.64
	S15JU001	33.32	7.51	29.25	3.54	0.00	0.00	28.82	102.44	39.99	7.61	37.32	4.52	0.00	0.00	36.74	126.18
	S15JU002	34.89	7.87	29.25	3.54	0.00	0.00	30.18	105.73	41.87	7.97	37.32	4.52	0.00	0.00	38.47	130.15
S20																	
	S20CA001	49.05	11.67	49.97	4.90	23.44	3.13	45.56	187.72	54.49	11.75	64.97	6.36	76.56	10.22	53.65	278.00
	S20CA003	70.51	16.67	61.66	6.04	29.46	3.93	65.41	253.68	78.34	16.77	80.16	7.85	96.24	12.85	77.03	369.24
	S20CA004	73.47	17.34	50.20	4.92	29.46	3.93	68.13	247.45	81.63	17.45	65.24	6.39	96.24	12.85	80.23	360.03
	S20CA005	83.72	20.00	69.84	6.84	42.95	5.73	77.84	306.92	93.03	20.13	90.79	8.89	140.31	18.73	91.66	463.54
	S20CA006	91.36	21.72	69.84	6.84	42.95	5.73	84.85	323.29	101.51	21.86	90.79	8.89	140.31	18.73	99.92	482.01
S25																	
	S25ID007	6.41	1.26	0.00	0.00	1.88	0.25	4.93	14.73	7.69	1.28	0.00	0.00	5.45	0.73	6.33	21.48
	S25JD001	4.79	0.96	0.00	1.50	1.79	0.24	3.70	12.98	5.75	0.97	0.00	1.50	5.20	0.69	4.75	18.86
	S25JD002	5.97	1.22	0.00	1.50	2.69	0.36	4.62	16.36	7.16	1.23	0.00	1.50	7.79	1.04	5.94	24.66
	S25RI001	3.86	0.80	0.00	1.50	2.01	0.27	3.00	11.44	4.64	0.81	0.00	1.50	5.82	0.78	3.86	17.41
	S25RI002	4.42	0.92	0.00	1.50	2.51	0.34	3.45	13.14	5.31	0.94	0.00	1.50	7.26	0.97	4.43	20.41
	S25RM001	1.73	0.83	0.00	1.50	11.19	1.49	1.73	18.47	2.08	0.84	0.00	1.50	32.40	4.33	2.23	43.38
	S25RM002	6.77	1.41	0.00	1.50	3.73	0.50	5.27	19.18	8.13	1.43	0.00	1.50	10.80	1.44	6.77	30.07
	S25RM003	2.03	0.43	0.00	0.00	0.83	0.11	1.59	4.99	2.43	0.44	0.00	0.00	2.40	0.32	2.04	7.63
	S25RM004	3.33	0.75	0.00	1.50	3.13	0.42	2.64	11.77	4.00	0.76	0.00	1.50	9.08	1.21	3.39	19.94
S30																	
	S30EM001	0.86	0.11	0.00	0.00	0.00	0.00	0.69	1.66	1.07	0.11	0.00	0.00	0.00	0.00	1.07	2.25
	S30EM002	1.94	0.25	0.00	0.00	0.00	0.00	1.56	3.75	2.42	0.26	0.00	0.00	0.00	0.00	2.43	5.11
	S30EM003	15.91	2.11	0.00	0.00	0.77	0.10	12.80	31.69	19.89	2.16	0.00	0.00	2.00	0.27	19.99	44.31
	S30KJ002	8.57	1.19	0.95	0.40	0.00	0.00	6.07	17.18	10.71	1.23	1.13	0.58	0.00	0.00	9.20	22.85

Table 2-2
Hourly Rate Elements

REGION 3		AVERAGE OPERATING CONDITIONS								SEVERE OPERATING CONDITIONS							
CAT	ID. NO.	DEPR	FCCM	FUEL	FOG	TIRE WEAR	TIRE REPAIR	REPAIR	TOTAL RATE	DEPR	FCCM	FUEL	FOG	TIRE WEAR	TIRE REPAIR	REPAIR	TOTAL RATE
S30																	
	S30KJ004	9.97	1.37	0.95	0.40	0.00	0.00	7.05	19.74	12.46	1.41	1.13	0.58	0.00	0.00	10.70	26.28
	S30KJ006	10.07	1.39	1.89	0.80	0.00	0.00	7.12	21.27	12.58	1.42	2.27	1.17	0.00	0.00	10.80	28.24
	S30KJ010	7.35	1.03	1.26	0.53	0.00	0.00	5.20	15.37	9.18	1.06	1.51	0.78	0.00	0.00	7.90	20.43
	S30KJ011	8.23	1.16	1.58	0.67	0.00	0.00	5.83	17.47	10.29	1.19	1.89	0.97	0.00	0.00	8.85	23.19
	S30KJ035	8.75	1.24	1.26	0.53	0.00	0.00	6.21	17.99	10.94	1.27	1.51	0.78	0.00	0.00	9.41	23.91
	S30KJ041	10.49	1.47	1.26	0.53	0.00	0.00	7.43	21.18	13.12	1.51	1.51	0.78	0.00	0.00	11.27	28.19
	S30KJ042	19.38	2.57	1.89	0.80	0.00	0.00	13.65	38.29	24.22	2.65	2.27	1.17	0.00	0.00	20.71	51.02
	S30KJ043	17.50	2.33	0.95	0.40	0.00	0.00	12.33	33.51	21.88	2.40	1.13	0.58	0.00	0.00	18.71	44.70
	S30KJ045	21.23	6.47	26.67	2.82	1.16	0.15	21.30	79.80	35.38	6.68	31.83	4.02	3.01	0.40	44.40	125.72
	S30KJ048	20.41	2.72	5.36	2.28	0.00	0.00	16.43	47.20	25.51	2.79	6.43	3.30	0.00	0.00	25.66	63.69
	S30KJ049	23.19	3.22	5.67	2.41	0.00	0.00	18.74	53.23	28.98	3.31	6.81	3.50	0.00	0.00	29.27	71.87
	S30KJ050	39.97	5.21	2.52	1.07	0.77	0.10	32.10	81.74	49.96	5.35	3.03	1.56	2.00	0.27	50.12	112.29
	S30KJ051	49.20	6.42	2.52	1.07	1.16	0.15	39.53	100.05	61.51	6.60	3.03	1.56	3.01	0.40	61.72	137.83
	S30KJ052	46.42	5.98	0.19	0.08	0.00	0.00	37.24	89.91	58.03	6.15	0.23	0.12	0.00	0.00	58.15	122.68
	S30KJ053	10.60	1.44	2.52	1.07	0.00	0.00	7.49	23.12	13.25	1.48	3.03	1.56	0.00	0.00	11.36	30.68
	S30KJ054	12.41	1.68	0.95	0.40	0.00	0.00	8.76	24.20	15.51	1.72	1.13	0.58	0.00	0.00	13.29	32.23
	S30KJ056	21.98	6.73	12.97	1.37	0.00	0.00	14.36	57.41	36.63	6.94	15.48	1.96	0.00	0.00	31.27	92.28
	S30KJ057	21.87	6.67	15.71	1.66	0.00	0.00	14.28	60.19	36.45	6.88	18.75	2.37	0.00	0.00	31.11	95.56
	S30KJ059	49.25	15.03	18.92	8.03	0.00	0.00	32.16	123.39	82.08	15.50	22.70	11.66	0.00	0.00	70.04	201.98
	S30KJ060	15.86	2.20	4.73	2.01	0.00	0.00	11.22	36.02	19.82	2.26	5.67	2.91	0.00	0.00	17.02	47.68
	S30KJ061	39.65	5.26	0.63	0.27	0.00	0.00	31.90	77.71	49.56	5.40	0.76	0.39	0.00	0.00	49.82	105.93
	S30KJ062	11.28	1.54	2.52	1.07	0.00	0.00	7.97	24.38	14.10	1.58	3.03	1.56	0.00	0.00	12.08	32.35
	S30KJ063	14.17	1.91	3.63	1.54	0.00	0.00	10.00	31.25	17.71	1.96	4.35	2.23	0.00	0.00	15.16	41.41
	S30KJ064	15.77	2.19	3.78	1.60	0.00	0.00	11.16	34.50	19.71	2.25	4.54	2.33	0.00	0.00	16.93	45.76
	S30KJ065	15.71	2.21	3.63	1.54	0.00	0.00	11.14	34.23	19.64	2.27	4.35	2.23	0.00	0.00	16.89	45.38
	S30KJ066	13.71	1.96	4.26	1.81	0.00	0.00	9.73	31.47	17.14	2.01	5.11	2.62	0.00	0.00	14.76	41.64

Table 2-2
Hourly Rate Elements

REGION 3		AVERAGE OPERATING CONDITIONS								SEVERE OPERATING CONDITIONS							
CAT	ID. NO.	DEPR	FCCM	FUEL	FOG	TIRE WEAR	TIRE REPAIR	REPAIR	TOTAL RATE	DEPR	FCCM	FUEL	FOG	TIRE WEAR	TIRE REPAIR	REPAIR	TOTAL RATE
S30																	
	S30KJ067	16.13	2.27	5.20	2.21	0.00	0.00	11.43	37.24	20.16	2.33	6.24	3.20	0.00	0.00	17.34	49.27
	S30KJ068	18.57	5.68	13.56	5.76	0.00	0.00	22.38	65.95	30.94	5.86	16.27	8.36	0.00	0.00	49.73	111.16
	S30KJ069	23.19	7.10	19.86	8.43	0.00	0.00	27.95	86.53	38.65	7.32	23.83	12.24	0.00	0.00	62.11	144.15
	S30KJ070	8.57	1.19	1.42	0.60	0.00	0.00	6.07	17.85	10.71	1.23	1.70	0.87	0.00	0.00	9.21	23.72
	S30KJ071	14.73	2.02	1.42	0.60	0.00	0.00	10.41	29.18	18.41	2.07	1.70	0.87	0.00	0.00	15.79	38.84
	S30KJ072	11.97	1.70	2.05	0.87	0.00	0.00	8.49	25.08	14.96	1.75	2.46	1.26	0.00	0.00	12.88	33.31
	S30KJ082	4.80	0.73	0.63	0.27	0.00	0.00	3.43	9.86	6.00	0.75	0.76	0.39	0.00	0.00	5.21	13.11
	S30KJ083	3.64	0.56	0.95	0.40	0.00	0.00	2.61	8.16	4.56	0.57	1.13	0.58	0.00	0.00	3.96	10.80
	S30KJ084	4.99	0.76	1.26	0.53	0.00	0.00	3.57	11.11	6.24	0.78	1.51	0.78	0.00	0.00	5.41	14.72
	S30KJ085	3.86	0.59	1.26	0.53	0.00	0.00	2.76	9.00	4.83	0.60	1.51	0.78	0.00	0.00	4.19	11.91
	S30KJ086	5.29	0.79	1.58	0.67	0.00	0.00	3.77	12.10	6.61	0.82	1.89	0.97	0.00	0.00	5.73	16.02
	S30KJ087	4.75	0.70	1.89	0.80	0.00	0.00	3.38	11.52	5.94	0.72	2.27	1.17	0.00	0.00	5.13	15.23
	S30KJ088	8.27	1.18	2.52	1.07	0.00	0.00	5.87	18.91	10.33	1.21	3.03	1.56	0.00	0.00	8.90	25.03
	S30PU003	49.51	6.46	29.64	3.14	0.00	0.00	34.81	123.56	61.88	6.64	35.37	4.47	0.00	0.00	52.81	161.17
	S30PU004	60.22	7.84	29.64	3.14	0.00	0.00	42.34	143.18	75.28	8.06	35.37	4.47	0.00	0.00	64.23	187.41
	S30RA002	19.30	2.49	7.56	0.80	0.00	0.00	15.48	45.63	24.12	2.55	9.02	1.14	0.00	0.00	24.17	61.00
	S30RA004	26.80	3.45	10.52	1.11	0.00	0.00	21.50	63.38	33.51	3.55	12.56	1.59	0.00	0.00	33.58	84.79
	S30TS001	23.89	7.30	27.04	2.86	1.54	0.21	15.60	78.44	39.82	7.53	32.28	4.08	4.01	0.54	33.98	122.24
	S30TS002	19.97	6.09	20.37	2.16	1.16	0.15	13.04	62.94	33.28	6.28	24.32	3.07	3.01	0.40	28.40	98.76
	S30TS003	18.54	5.66	20.37	2.16	1.16	0.15	12.11	60.15	30.90	5.84	24.32	3.07	3.01	0.40	26.37	93.91
	S30TS004	16.72	5.09	20.37	2.16	0.77	0.10	10.92	56.13	27.87	5.25	24.32	3.07	2.00	0.27	23.78	86.56
S35																	
	S35WA001	1.61	0.20	0.00	0.00	0.00	0.00	1.45	3.26								
	S35WA002	16.38	2.08	22.23	2.35	0.00	0.00	14.78	57.82								
	S35WA003	10.49	1.33	0.00	0.00	0.00	0.00	9.47	21.29								

Table 2-2
Hourly Rate Elements

REGION 3		AVERAGE OPERATING CONDITIONS								SEVERE OPERATING CONDITIONS							
CAT	ID. NO.	DEPR	FCCM	FUEL	FOG	TIRE WEAR	TIRE REPAIR	REPAIR	TOTAL RATE	DEPR	FCCM	FUEL	FOG	TIRE WEAR	TIRE REPAIR	REPAIR	TOTAL RATE
S35																	
	S35WA004	28.08	3.56	31.49	3.34	0.00	0.00	25.34	91.81								
	S35WA005	1.26	0.16	0.00	0.00	0.00	0.00	1.14	2.56								
	S35WA006	1.82	0.23	0.00	0.00	0.00	0.00	1.64	3.69								
S40																	
	S40BO001	52.58	8.47	33.72	3.57	8.97	1.20	48.68	157.19	65.72	8.66	43.64	4.62	26.11	3.49	68.06	220.30
	S40BO002	37.04	5.84	29.25	3.10	1.68	0.22	34.15	111.28	46.30	5.98	37.86	4.01	4.81	0.64	47.74	147.34
	S40CA003	39.72	6.30	28.77	3.05	1.90	0.25	36.66	116.65	49.65	6.44	37.23	3.94	5.18	0.69	51.25	154.38
	S40CA004	65.14	10.38	44.53	4.72	5.18	0.69	60.18	190.82	81.42	10.62	57.63	6.10	13.80	1.84	84.13	255.54
S45																	
	S45DA004	2.27	0.22	0.56	0.07	0.00	0.00	2.56	5.68								
	S45DA005	2.47	0.24	0.56	0.07	0.00	0.00	2.78	6.12								
	S45DA007	2.75	0.27	0.56	0.07	0.00	0.00	3.10	6.75								
T10																	
	T10CA001	1.17	0.18	0.00	0.08	0.00	0.00	1.05	2.48	1.46	0.19	0.00	0.08	0.00	0.00	1.48	3.21
	T10CA002	2.09	0.32	0.00	0.08	0.00	0.00	1.89	4.38	2.62	0.33	0.00	0.08	0.00	0.00	2.65	5.68
	T10CA004	0.93	0.14	0.00	0.08	0.00	0.00	0.84	1.99	1.17	0.15	0.00	0.08	0.00	0.00	1.18	2.58
	T10CA005	2.09	0.32	0.00	0.08	0.00	0.00	1.89	4.38	2.62	0.33	0.00	0.08	0.00	0.00	2.65	5.68
	T10CA007	0.95	0.15	0.00	0.08	0.00	0.00	0.86	2.04	1.19	0.15	0.00	0.08	0.00	0.00	1.21	2.63
	T10CA008	2.10	0.33	0.00	0.08	0.00	0.00	1.89	4.40	2.62	0.33	0.00	0.08	0.00	0.00	2.66	5.69
	T10CA009	2.01	0.31	0.00	0.08	0.00	0.00	1.81	4.21	2.51	0.32	0.00	0.08	0.00	0.00	2.54	5.45
	T10CA010	3.41	0.53	0.00	0.08	0.00	0.00	3.07	7.09	4.26	0.54	0.00	0.08	0.00	0.00	4.32	9.20
	T10CA011	4.01	0.62	0.00	0.08	0.00	0.00	3.61	8.32	5.01	0.64	0.00	0.08	0.00	0.00	5.08	10.81
	T10CA012	2.98	0.46	0.00	0.08	0.00	0.00	2.69	6.21	3.73	0.47	0.00	0.08	0.00	0.00	3.78	8.06
	T10CA013	3.48	0.54	0.00	0.08	0.00	0.00	3.14	7.24	4.35	0.55	0.00	0.08	0.00	0.00	4.41	9.39

Table 2-2
Hourly Rate Elements

REGION 3		AVERAGE OPERATING CONDITIONS								SEVERE OPERATING CONDITIONS							
CAT	ID. NO.	DEPR	FCCM	FUEL	FOG	TIRE WEAR	TIRE REPAIR	REPAIR	TOTAL RATE	DEPR	FCCM	FUEL	FOG	TIRE WEAR	TIRE REPAIR	REPAIR	TOTAL RATE
T10																	
	T10CA014	3.21	0.50	0.00	0.08	0.00	0.00	2.89	6.68	4.01	0.51	0.00	0.08	0.00	0.00	4.07	8.67
	T10CA015	4.91	0.76	0.00	0.10	0.00	0.00	4.43	10.20	6.14	0.78	0.00	0.10	0.00	0.00	6.22	13.24
	T10CA016	3.38	0.52	0.00	0.12	0.00	0.00	3.05	7.07	4.23	0.54	0.00	0.12	0.00	0.00	4.29	9.18
	T10CA017	3.00	0.47	0.00	0.13	0.00	0.00	2.70	6.30	3.75	0.48	0.00	0.13	0.00	0.00	3.80	8.16
	T10CA018	1.60	0.25	0.00	0.13	0.00	0.00	1.44	3.42	1.99	0.25	0.00	0.13	0.00	0.00	2.02	4.39
	T10CA020	6.32	0.98	0.00	0.15	0.00	0.00	5.69	13.14	7.89	1.00	0.00	0.15	0.00	0.00	8.00	17.04
	T10CA021	4.49	0.70	0.00	0.19	0.00	0.00	4.05	9.43	5.61	0.71	0.00	0.19	0.00	0.00	5.69	12.20
	T10CA022	3.95	0.61	0.00	0.19	0.00	0.00	3.56	8.31	4.94	0.63	0.00	0.19	0.00	0.00	5.01	10.77
	T10CA023	8.81	1.37	0.00	0.20	0.00	0.00	7.94	18.32	11.02	1.40	0.00	0.20	0.00	0.00	11.17	23.79
	T10CA024	5.78	0.90	0.00	0.28	0.00	0.00	5.21	12.17	7.23	0.92	0.00	0.28	0.00	0.00	7.33	15.76
	T10CA025	6.70	1.04	0.00	0.29	0.00	0.00	6.04	14.07	8.38	1.06	0.00	0.29	0.00	0.00	8.50	18.23
	T10CA026	7.94	1.23	0.00	0.40	0.00	0.00	7.16	16.73	9.93	1.26	0.00	0.40	0.00	0.00	10.07	21.66
	T10CA027	9.58	1.49	0.00	0.42	0.00	0.00	8.64	20.13	11.98	1.52	0.00	0.42	0.00	0.00	12.14	26.06
	T10JD001	1.41	0.23	0.00	0.25	0.00	0.00	1.28	3.17	1.76	0.23	0.00	0.25	0.00	0.00	1.80	4.04
T15																	
	T15CA002	8.74	1.65	6.50	0.89	0.00	0.00	12.38	30.16	10.93	1.68	8.41	1.15	0.00	0.00	17.58	39.75
	T15CA005	10.03	1.89	7.48	1.02	0.00	0.00	14.19	34.61	12.53	1.92	9.67	1.32	0.00	0.00	20.16	45.60
	T15CA008	25.43	4.79	12.19	1.66	0.00	0.00	36.01	80.08	31.79	4.88	15.77	2.15	0.00	0.00	51.14	105.73
	T15CA009	32.92	6.20	19.58	2.67	0.00	0.00	46.60	107.97	41.15	6.32	25.34	3.45	0.00	0.00	66.19	142.45
	T15CA011	34.34	6.47	19.58	2.67	0.00	0.00	48.61	111.67	42.92	6.59	25.34	3.45	0.00	0.00	69.04	147.34
	T15CA012	42.43	8.90	20.40	2.16	0.00	0.00	61.15	135.04	50.51	9.01	26.40	2.80	0.00	0.00	75.83	164.55
	T15CA014	42.10	8.83	20.40	2.16	0.00	0.00	60.68	134.17	50.12	8.94	26.40	2.80	0.00	0.00	75.24	163.50
	T15CA016	58.43	12.26	27.06	2.87	0.00	0.00	84.21	184.83	69.56	12.41	35.02	3.71	0.00	0.00	104.43	225.13
	T15CA017	63.68	13.36	35.43	3.75	0.00	0.00	91.78	208.00	75.81	13.52	45.85	4.86	0.00	0.00	113.81	253.85
	T15CA018	73.55	16.59	41.59	2.44	0.00	0.00	99.38	233.55	88.26	16.79	53.06	3.12	0.00	0.00	134.15	295.38

Table 2-2
Hourly Rate Elements

REGION 3		AVERAGE OPERATING CONDITIONS								SEVERE OPERATING CONDITIONS							
CAT	ID. NO.	DEPR	FCCM	FUEL	FOG	TIRE WEAR	TIRE REPAIR	REPAIR	TOTAL RATE	DEPR	FCCM	FUEL	FOG	TIRE WEAR	TIRE REPAIR	REPAIR	TOTAL RATE
T15																	
	T15CA019	133.57	30.12	58.91	3.46	0.00	0.00	180.49	406.55	160.29	30.50	75.17	4.42	0.00	0.00	243.64	514.02
	T15CA020	9.47	1.78	7.48	1.02	0.00	0.00	13.40	33.15	11.84	1.82	9.67	1.32	0.00	0.00	19.04	43.69
	T15CA022	13.60	2.56	8.45	1.15	0.00	0.00	19.25	45.01	17.00	2.61	10.94	1.49	0.00	0.00	27.34	59.38
	T15CA023	31.54	5.94	19.58	2.67	0.00	0.00	44.65	104.38	39.42	6.05	25.34	3.45	0.00	0.00	63.41	137.67
	T15CA024	12.77	2.41	8.45	1.15	0.00	0.00	18.08	42.86	15.96	2.45	10.94	1.49	0.00	0.00	25.68	56.52
	T15CS001	8.66	1.63	6.54	0.89	0.00	0.00	12.26	29.98	10.82	1.66	8.47	1.15	0.00	0.00	17.41	39.51
	T15CS008	16.64	3.14	11.21	1.53	0.00	0.00	23.56	56.08	20.80	3.19	14.51	1.98	0.00	0.00	33.46	73.94
	T15CS016	11.38	2.14	7.48	1.02	0.00	0.00	16.11	38.13	14.23	2.18	9.67	1.32	0.00	0.00	22.88	50.28
	T15CS017	12.43	2.34	9.10	1.24	0.00	0.00	17.59	42.70	15.54	2.39	11.78	1.60	0.00	0.00	24.99	56.30
	T15CS019	23.37	4.41	12.19	1.66	0.00	0.00	33.09	74.72	29.22	4.49	15.77	2.15	0.00	0.00	47.00	98.63
	T15CS020	29.35	5.53	17.39	2.37	0.00	0.00	41.56	96.20	36.69	5.63	22.50	3.06	0.00	0.00	59.02	126.90
	T15ID001	8.76	1.65	8.04	1.09	0.00	0.00	12.40	31.94	10.95	1.68	10.41	1.42	0.00	0.00	17.61	42.07
	T15ID002	12.65	2.38	13.08	1.78	0.00	0.00	17.91	47.80	15.81	2.43	16.93	2.31	0.00	0.00	25.44	62.92
	T15ID003	25.94	5.44	28.03	2.97	0.00	0.00	37.39	99.77	30.89	5.51	36.28	3.84	0.00	0.00	46.37	122.89
	T15JD005	7.55	1.42	5.69	0.77	0.00	0.00	10.69	26.12	9.44	1.45	7.36	1.00	0.00	0.00	15.18	34.43
	T15JD006	7.56	1.42	5.69	0.77	0.00	0.00	10.70	26.14	9.45	1.45	7.36	1.00	0.00	0.00	15.20	34.46
	T15JD007	10.73	2.02	8.21	1.12	0.00	0.00	15.20	37.28	13.42	2.06	10.62	1.45	0.00	0.00	21.58	49.13
	T15JD008	18.68	3.52	12.60	1.72	0.00	0.00	26.45	62.97	23.35	3.59	16.30	2.22	0.00	0.00	37.56	83.02
	T15JD009	18.71	3.53	13.41	1.83	0.00	0.00	26.48	63.96	23.38	3.59	17.35	2.36	0.00	0.00	37.61	84.29
	T15JD010	23.60	4.45	15.20	2.07	0.00	0.00	33.41	78.73	29.50	4.53	19.66	2.68	0.00	0.00	47.45	103.82
	T15JD011	23.60	4.45	16.66	2.27	0.00	0.00	33.42	80.40	29.50	4.53	21.56	2.94	0.00	0.00	47.46	105.99
	T15KM008	49.88	10.47	28.77	3.05	0.00	0.00	71.89	164.06	59.38	10.59	37.23	3.94	0.00	0.00	89.15	200.29
T20																	
	T20CA001	33.90	6.71	16.08	1.70	6.51	0.87	22.52	88.29	36.50	6.75	20.52	2.17	20.84	2.78	26.28	115.84
	T20CA002	53.26	10.66	30.15	3.19	13.98	1.87	35.44	148.55	57.36	10.72	38.47	4.07	44.73	5.97	41.36	202.68

Table 2-2
Hourly Rate Elements

REGION 3		AVERAGE OPERATING CONDITIONS								SEVERE OPERATING CONDITIONS							
CAT	ID. NO.	DEPR	FCCM	FUEL	FOG	TIRE WEAR	TIRE REPAIR	REPAIR	TOTAL RATE	DEPR	FCCM	FUEL	FOG	TIRE WEAR	TIRE REPAIR	REPAIR	TOTAL RATE
T20																	
	T20CA003	72.39	14.79	34.38	3.64	28.87	3.85	48.32	206.24	77.95	14.89	43.86	4.65	92.39	12.33	56.39	302.46
T25																	
	T25JD001	29.80	4.20	23.71	2.51	0.00	0.00	27.90	88.12								
	T25JD002	31.28	4.41	25.56	2.71	0.00	0.00	29.29	93.25								
	T25JD003	32.78	4.62	27.41	2.90	0.00	0.00	30.70	98.41								
	T25JD021	13.74	1.73	8.52	0.90	2.68	0.36	10.73	38.66								
	T25JD022	15.45	1.99	12.60	1.33	3.53	0.47	12.11	47.48								
	T25JD023	24.73	3.05	17.41	1.84	3.73	0.50	19.25	70.51								
	T25JD024	28.47	3.48	21.12	2.24	3.73	0.50	22.12	81.66								
	T25JD025	30.89	4.01	26.67	2.82	9.04	1.21	24.23	98.87								
	T25JD026	36.37	4.64	34.08	3.61	9.04	1.21	28.46	117.41								
	T25JD027	1.84	0.24	3.33	0.35	0.60	0.08	1.45	7.89								
	T25JD028	2.09	0.27	4.07	0.43	0.60	0.08	1.64	9.18								
	T25JD029	2.72	0.35	4.07	0.43	0.60	0.08	2.13	10.38								
	T25JD030	2.35	0.30	4.82	0.51	0.60	0.08	1.84	10.50								
	T25JD031	4.83	0.59	6.15	0.65	0.64	0.09	3.76	16.71								
	T25JD032	4.53	0.64	7.48	0.79	2.33	0.31	3.61	19.69								
T30																	
	T30DW001	18.00	2.28	8.96	0.95	0.00	0.00	18.97	49.16	24.00	2.36	11.86	1.26	0.00	0.00	28.08	67.56
	T30DW016	7.43	1.13	4.45	0.47	2.85	0.38	8.14	24.85	9.90	1.17	5.88	0.62	8.44	1.13	12.05	39.19
	T30DW017	14.24	2.00	5.78	0.61	2.85	0.38	15.33	41.19	18.99	2.07	7.64	0.81	8.44	1.13	22.69	61.77
	T30DW019	1.16	0.15	1.80	0.19	0.06	0.01	1.23	4.60	1.54	0.16	2.35	0.25	0.19	0.03	1.81	6.33
	T30DW020	1.12	0.15	2.40	0.25	0.06	0.01	1.18	5.17	1.49	0.15	3.13	0.33	0.19	0.03	1.75	7.07
	T30DW021	1.28	0.16	2.40	0.25	0.00	0.00	1.35	5.44	1.71	0.17	3.13	0.33	0.00	0.00	2.00	7.34

Table 2-2
Hourly Rate Elements

REGION 3		AVERAGE OPERATING CONDITIONS								SEVERE OPERATING CONDITIONS							
CAT	ID. NO.	DEPR	FCCM	FUEL	FOG	TIRE WEAR	TIRE REPAIR	REPAIR	TOTAL RATE	DEPR	FCCM	FUEL	FOG	TIRE WEAR	TIRE REPAIR	REPAIR	TOTAL RATE
T30																	
	T30DW022	1.70	0.22	4.65	0.49	0.00	0.00	1.79	8.85	2.26	0.22	6.06	0.64	0.00	0.00	2.65	11.83
	T30DW023	12.39	1.76	7.41	0.78	2.85	0.38	13.38	38.95	16.52	1.82	9.80	1.04	8.44	1.13	19.80	58.55
	T30DW024	2.97	0.39	1.84	0.19	0.10	0.01	3.15	8.65	3.97	0.40	2.43	0.26	0.29	0.04	4.66	12.05
	T30DW025	5.48	0.70	3.62	0.38	0.12	0.02	5.78	16.10	7.30	0.73	4.78	0.51	0.36	0.05	8.56	22.29
	T30DW026	10.61	1.40	5.48	0.58	0.78	0.10	11.27	30.22	14.15	1.45	7.25	0.77	2.32	0.31	16.68	42.93
	T30TM007	71.24	9.04	16.67	1.77	0.00	0.00	75.06	173.78	94.98	9.36	22.05	2.34	0.00	0.00	111.13	239.86
	T30TM008	73.19	9.28	16.67	1.77	0.00	0.00	77.13	178.04	97.59	9.61	22.05	2.34	0.00	0.00	114.18	245.77
	T30TM012	84.29	10.69	32.60	3.45	0.00	0.00	88.82	219.85	112.39	11.07	43.12	4.57	0.00	0.00	131.50	302.65
	T30TM013	158.62	20.12	46.68	4.94	0.00	0.00	167.15	397.51	211.49	20.84	61.73	6.54	0.00	0.00	247.45	548.05
	T30TM014	153.73	19.50	46.68	4.94	0.00	0.00	161.99	386.84	204.97	20.19	61.73	6.54	0.00	0.00	239.82	533.25
	T30TM015	163.51	20.74	46.68	4.94	0.00	0.00	172.30	408.17	218.02	21.48	61.73	6.54	0.00	0.00	255.08	562.85
	T30VE008	34.67	4.40	13.71	1.45	0.00	0.00	36.54	90.77	46.23	4.55	18.13	1.92	0.00	0.00	54.09	124.92
	T30VE009	40.02	5.08	18.52	1.96	0.00	0.00	42.17	107.75	53.36	5.26	24.50	2.59	0.00	0.00	62.43	148.14
	T30VE010	60.71	7.70	20.37	2.16	0.00	0.00	63.97	154.91	80.95	7.97	26.95	2.85	0.00	0.00	94.71	213.43
T35																	
	T35PZ001	47.21	6.20	28.15	2.98	2.60	0.35	50.10	137.59	62.95	6.42	37.24	3.94	7.28	0.97	74.17	192.97
	T35PZ002	53.09	6.94	31.86	3.37	2.60	0.35	56.29	154.50	70.78	7.19	42.14	4.46	7.28	0.97	83.33	216.15
	T35PZ004	70.70	8.97	31.49	3.34	0.00	0.00	74.50	189.00	94.26	9.29	41.65	4.41	0.00	0.00	110.29	259.90
T40																	
	T40AG001	10.56	1.35	5.48	0.66	0.00	0.00	8.36	26.41								
	T40AV001	3.41	0.43	0.00	0.25	0.00	0.00	3.08	7.17								
	T40AV002	4.35	0.55	0.00	0.25	0.00	0.00	3.92	9.07								
	T40AV003	5.99	0.76	0.00	0.25	0.00	0.00	5.40	12.40								
	T40KF011	0.59	0.07	0.00	0.00	0.00	0.00	0.40	1.06								

Table 2-2
Hourly Rate Elements

REGION 3		AVERAGE OPERATING CONDITIONS								SEVERE OPERATING CONDITIONS							
CAT	ID. NO.	DEPR	FCCM	FUEL	FOG	TIRE WEAR	TIRE REPAIR	REPAIR	TOTAL RATE	DEPR	FCCM	FUEL	FOG	TIRE WEAR	TIRE REPAIR	REPAIR	TOTAL RATE
T40																	
	T40KF013	0.62	0.08	0.00	0.00	0.00	0.00	0.42	1.12								
	T40KF014	0.70	0.09	0.00	0.00	0.00	0.00	0.48	1.27								
	T40KF016	0.88	0.11	0.00	0.00	0.00	0.00	0.60	1.59								
	T40KF018	1.06	0.13	0.00	0.00	0.00	0.00	0.72	1.91								
	T40KF020	1.24	0.16	0.00	0.00	0.00	0.00	0.84	2.24								
	T40KF021	0.41	0.05	0.00	0.10	0.00	0.00	0.33	0.89								
	T40KF022	0.86	0.11	0.00	0.10	0.00	0.00	0.68	1.75								
	T40KF023	0.36	0.05	0.00	0.05	0.00	0.00	0.29	0.75								
	T40KF024	0.37	0.05	0.00	0.05	0.00	0.00	0.29	0.76								
	T40OX001	1.10	0.12	0.00	0.00	0.00	0.00	0.77	1.99	1.35	0.12	0.00	0.00	0.00	0.00	1.08	2.55
	T40OX002	1.08	0.11	0.00	0.00	0.00	0.00	0.76	1.95	1.33	0.12	0.00	0.00	0.00	0.00	1.07	2.52
	T40OX003	2.02	0.21	0.00	0.00	0.00	0.00	1.42	3.65	2.49	0.22	0.00	0.00	0.00	0.00	2.00	4.71
	T40OX006	2.32	0.25	0.00	0.00	0.00	0.00	1.63	4.20	2.86	0.25	0.00	0.00	0.00	0.00	2.29	5.40
	T40PA001	0.87	0.11	0.00	0.24	0.00	0.00	0.79	2.01								
	T40PA002	4.57	0.58	0.00	0.24	0.00	0.00	4.12	9.51								
	T40PA004	6.09	0.77	0.00	0.26	0.00	0.00	5.50	12.62								
	T40PA005	10.18	1.29	0.00	0.27	0.00	0.00	9.19	20.93								
	T40PA006	12.84	1.63	0.00	0.27	0.00	0.00	11.59	26.33								
	T40PA007	5.76	0.73	0.00	0.26	0.00	0.00	5.20	11.95								
	T40RS001	3.87	0.54	0.00	0.00	0.00	0.00	2.79	7.20								
	T40RS002	4.07	0.57	0.00	0.00	0.00	0.00	2.93	7.57								
	T40RS003	4.82	0.67	0.00	0.00	0.00	0.00	3.48	8.97								
	T40XX035	17.51	2.16	33.93	4.11	2.80	0.37	13.14	74.02								
	T40XX036	18.56	2.28	25.44	3.08	2.80	0.37	13.93	66.46								
	T40XX037	16.47	2.04	36.60	4.43	2.80	0.37	12.37	75.08								
	T40XX038	21.42	2.59	41.96	5.08	2.38	0.32	16.04	89.79								

Table 2-2
Hourly Rate Elements

REGION 3		AVERAGE OPERATING CONDITIONS								SEVERE OPERATING CONDITIONS							
CAT	ID. NO.	DEPR	FCCM	FUEL	FOG	TIRE WEAR	TIRE REPAIR	REPAIR	TOTAL RATE	DEPR	FCCM	FUEL	FOG	TIRE WEAR	TIRE REPAIR	REPAIR	TOTAL RATE
T45																	
	T45C6001	3.26	0.40	0.00	0.40	1.02	0.14	1.99	7.21								
	T45C6002	3.70	0.48	0.00	0.40	1.56	0.21	2.27	8.62								
	T45C6003	4.18	0.60	0.00	0.40	1.04	0.14	2.76	9.12	5.23	0.61	0.00	0.40	3.29	0.44	3.98	13.95
	T45C6004	4.63	0.68	0.00	0.40	1.56	0.21	3.06	10.54	5.79	0.70	0.00	0.40	4.94	0.66	4.42	16.91
	T45EA006	3.97	0.58	0.00	0.50	1.14	0.15	2.02	8.36								
	T45EA007	4.75	0.71	0.00	0.50	1.71	0.23	2.42	10.32								
	T45G1001	6.22	1.07	6.70	0.61	0.08	0.01	5.25	19.94								
	T45G1002	5.98	1.03	6.70	0.61	0.08	0.01	5.05	19.46								
	T45TT001	3.58	0.52	0.00	0.30	1.02	0.14	2.55	8.11	4.48	0.53	0.00	0.30	3.22	0.43	3.64	12.60
	T45TT002	3.26	0.48	0.00	0.30	1.02	0.14	2.32	7.52	4.08	0.49	0.00	0.30	3.22	0.43	3.32	11.84
	T45TT003	3.66	0.53	0.00	0.30	1.02	0.14	2.60	8.25	4.57	0.54	0.00	0.30	3.22	0.43	3.71	12.77
	T45TT004	3.54	0.54	0.00	0.30	1.52	0.20	2.53	8.63	4.42	0.56	0.00	0.30	4.83	0.64	3.61	14.36
	T45TT005	3.35	0.49	0.00	0.00	1.02	0.14	2.21	7.21	4.18	0.50	0.00	0.00	3.22	0.43	3.19	11.52
	T45TT006	3.49	0.53	0.00	0.00	1.52	0.20	2.32	8.06	4.36	0.55	0.00	0.00	4.83	0.64	3.34	13.72
	T45TT007	3.58	0.55	0.00	0.00	1.52	0.20	2.38	8.23	4.48	0.56	0.00	0.00	4.83	0.64	3.43	13.94
	T45TT008	5.42	0.72	0.00	0.00	0.46	0.06	2.73	9.39								
	T45TT009	6.73	0.89	0.00	0.00	0.46	0.06	3.38	11.52								
	T45XX001	2.46	0.37	0.00	0.40	1.02	0.14	1.76	6.15	3.07	0.38	0.00	0.40	3.22	0.43	2.51	10.01
	T45XX003	4.12	0.59	0.00	0.40	1.03	0.14	2.92	9.20	5.15	0.60	0.00	0.40	3.26	0.44	4.18	14.03
	T45XX008	2.72	0.41	0.00	0.40	1.03	0.14	1.80	6.50	3.40	0.42	0.00	0.40	3.26	0.44	2.60	10.52
	T45XX009	3.84	0.46	0.00	0.40	1.02	0.14	2.34	8.20								
	T45XX010	7.85	0.90	0.00	0.40	1.12	0.15	4.76	15.18								
	T45XX011	1.39	0.22	0.00	0.40	0.68	0.09	0.71	3.49								
	T45XX013	3.28	0.44	0.00	0.40	0.36	0.05	1.65	6.18								
	T45XX014	6.64	0.92	0.00	0.00	1.24	0.17	3.36	12.33								

Table 2-2
Hourly Rate Elements

REGION 3		AVERAGE OPERATING CONDITIONS								SEVERE OPERATING CONDITIONS							
CAT	ID. NO.	DEPR	FCCM	FUEL	FOG	TIRE WEAR	TIRE REPAIR	REPAIR	TOTAL RATE	DEPR	FCCM	FUEL	FOG	TIRE WEAR	TIRE REPAIR	REPAIR	TOTAL RATE
T45																	
	T45XX015	6.09	0.87	0.00	0.50	1.52	0.20	3.09	12.27								
	T45XX016	4.07	0.62	0.00	0.50	1.68	0.22	2.08	9.17								
	T45XX017	9.61	1.33	0.00	0.50	1.65	0.22	4.85	18.16								
	T45XX018	7.23	1.05	0.00	0.50	2.07	0.28	3.67	14.80								
	T45XX020	20.89	2.90	0.00	0.60	3.72	0.50	10.55	39.16								
	T45XX023	37.14	5.02	0.00	0.60	4.14	0.55	18.70	66.15								
	T45XX025	1.92	0.29	0.00	0.10	0.76	0.10	0.98	4.15								
	T45XX026	0.99	0.14	0.00	0.40	0.30	0.04	0.50	2.37								
	T45XX027	1.60	0.25	0.00	0.40	0.76	0.10	0.82	3.93								
	T45XX028	1.57	0.24	0.00	0.40	0.76	0.10	0.80	3.87								
	T45XX029	4.71	0.88	0.00	0.00	1.02	0.14	3.48	10.23								
	T45XX030	4.85	0.90	0.00	0.00	1.02	0.14	3.58	10.49								
	T45XX031	5.01	0.93	0.00	0.00	1.02	0.14	3.70	10.80								
	T45XX032	4.79	0.57	0.00	0.50	1.04	0.14	2.91	9.95								
	T45XX035	3.24	0.46	0.00	0.40	0.83	0.11	1.64	6.68								
	T45XX036	0.71	0.10	0.00	0.00	0.13	0.02	0.36	1.32								
	T45XX037	0.59	0.08	0.00	0.00	0.15	0.02	0.30	1.14								
	T45XX038	0.43	0.08	0.60	0.06	0.08	0.01	0.31	1.57								
	T45XX039	0.68	0.12	0.60	0.06	0.09	0.01	0.50	2.06								
T50																	
	T50GM001	2.84	0.37	10.13	1.07	0.15	0.02	2.25	16.83	3.50	0.38	13.03	1.38	0.42	0.06	2.97	21.74
	T50GM004	4.54	0.60	12.62	1.34	0.34	0.05	3.60	23.09	5.59	0.61	16.23	1.72	0.92	0.12	4.75	29.94
	T50GM005	4.97	0.65	12.62	1.34	0.35	0.05	3.94	23.92	6.12	0.67	16.23	1.72	1.03	0.14	5.20	31.11
	T50XX001	2.62	0.34	13.69	1.45	0.15	0.02	2.07	20.34	3.22	0.35	17.60	1.86	0.42	0.06	2.73	26.24
	T50XX002	3.17	0.41	13.69	1.45	0.15	0.02	2.50	21.39	3.90	0.42	17.60	1.86	0.42	0.06	3.30	27.56

Table 2-2
Hourly Rate Elements

REGION 3		AVERAGE OPERATING CONDITIONS								SEVERE OPERATING CONDITIONS							
CAT	ID. NO.	DEPR	FCCM	FUEL	FOG	TIRE WEAR	TIRE REPAIR	REPAIR	TOTAL RATE	DEPR	FCCM	FUEL	FOG	TIRE WEAR	TIRE REPAIR	REPAIR	TOTAL RATE
T50																	
	T50XX003	3.26	0.42	13.69	1.45	0.15	0.02	2.58	21.57	4.02	0.43	17.60	1.86	0.42	0.06	3.40	27.79
	T50XX004	3.44	0.45	13.69	1.45	0.16	0.02	2.72	21.93	4.24	0.46	17.60	1.86	0.47	0.06	3.59	28.28
	T50XX005	3.44	0.44	13.69	1.45	0.16	0.02	2.72	21.92	4.23	0.46	17.60	1.86	0.47	0.06	3.58	28.26
	T50XX006	3.52	0.46	13.69	1.45	0.16	0.02	2.79	22.09	4.34	0.47	17.60	1.86	0.47	0.06	3.67	28.47
	T50XX007	3.60	0.47	13.69	1.45	0.15	0.02	2.84	22.22	4.43	0.48	17.60	1.86	0.42	0.06	3.75	28.60
	T50XX008	3.51	0.45	13.69	1.45	0.15	0.02	2.78	22.05	4.32	0.47	17.60	1.86	0.42	0.06	3.66	28.39
	T50XX009	3.61	0.47	13.69	1.45	0.15	0.02	2.85	22.24	4.44	0.48	17.60	1.86	0.42	0.06	3.76	28.62
	T50XX010	3.86	0.50	13.69	1.45	0.22	0.03	3.06	22.81	4.75	0.51	17.60	1.86	0.66	0.09	4.03	29.50
	T50XX011	3.75	0.48	13.69	1.45	0.16	0.02	2.97	22.52	4.62	0.50	17.60	1.86	0.47	0.06	3.91	29.02
	T50XX012	4.00	0.52	13.69	1.45	0.16	0.02	3.16	23.00	4.93	0.53	17.60	1.86	0.47	0.06	4.17	29.62
	T50XX014	3.94	0.51	8.87	0.81	0.15	0.02	3.11	17.41	4.84	0.52	12.67	1.15	0.42	0.06	4.10	23.76
	T50XX015	4.07	0.53	8.87	0.81	0.21	0.03	3.22	17.74	5.01	0.54	12.67	1.15	0.58	0.08	4.25	24.28
	T50XX017	4.13	0.53	8.87	0.81	0.16	0.02	3.26	17.78	5.08	0.55	12.67	1.15	0.47	0.06	4.30	24.28
	T50XX018	4.20	0.55	8.87	0.81	0.31	0.04	3.33	18.11	5.17	0.56	12.67	1.15	0.93	0.12	4.39	24.99
	T50XX019	4.02	0.52	8.87	0.81	0.15	0.02	3.18	17.57	4.95	0.53	12.67	1.15	0.42	0.06	4.19	23.97
	T50XX020	4.28	0.55	8.87	0.81	0.16	0.02	3.38	18.07	5.26	0.57	12.67	1.15	0.47	0.06	4.45	24.63
	T50XX021	4.24	0.55	8.87	0.81	0.30	0.04	3.36	18.17	5.21	0.57	12.67	1.15	0.82	0.11	4.43	24.96
	T50XX022	5.57	0.92	13.22	1.29	0.91	0.12	4.12	26.15	6.97	0.94	17.11	1.68	2.56	0.34	5.55	35.15
	T50XX023	2.92	0.48	29.42	3.33	0.45	0.06	2.16	38.82	3.64	0.49	37.70	4.26	1.29	0.17	2.90	50.45
	T50XX024	4.85	0.78	26.01	2.94	0.51	0.07	3.57	38.73	6.06	0.80	33.32	3.77	1.43	0.19	4.81	50.38
	T50XX026	4.66	0.77	10.77	1.05	0.91	0.12	3.45	21.73	5.82	0.79	13.94	1.36	2.56	0.34	4.65	29.46
	T50XX027	4.04	0.79	18.66	1.98	0.91	0.12	3.00	29.50	4.85	0.80	24.11	2.55	2.56	0.34	4.15	39.36
	T50XX028	6.30	1.24	26.61	2.82	1.54	0.21	4.68	43.40	7.57	1.26	34.37	3.64	4.42	0.59	6.48	58.33
	T50XX029	5.83	1.15	31.10	3.29	1.54	0.21	4.33	47.45	7.00	1.17	40.18	4.26	4.42	0.59	6.00	63.62
	T50XX030	7.77	1.51	38.02	4.03	1.54	0.21	5.75	58.83	9.32	1.53	49.10	5.20	4.42	0.59	7.96	78.12
	T50XX031	8.96	1.73	41.82	4.43	1.54	0.21	6.62	65.31	10.75	1.75	54.01	5.72	4.42	0.59	9.17	86.41

Table 2-2
Hourly Rate Elements

REGION 3		AVERAGE OPERATING CONDITIONS								SEVERE OPERATING CONDITIONS							
CAT	ID. NO.	DEPR	FCCM	FUEL	FOG	TIRE WEAR	TIRE REPAIR	REPAIR	TOTAL RATE	DEPR	FCCM	FUEL	FOG	TIRE WEAR	TIRE REPAIR	REPAIR	TOTAL RATE
T50																	
	T50XX032	6.88	1.12	14.69	1.44	0.91	0.12	5.08	30.24	8.59	1.14	19.01	1.86	2.56	0.34	6.83	40.33
	T50XX033	11.99	2.35	32.49	3.44	2.56	0.34	8.89	62.06	14.39	2.38	41.96	4.44	7.07	0.94	12.31	83.49
	T50XX035	9.10	1.46	14.69	1.44	0.91	0.12	6.70	34.42	11.38	1.50	19.01	1.86	2.56	0.34	9.02	45.67
T55																	
	T55CA001	28.24	5.30	18.36	1.31	6.98	0.93	24.76	85.88	29.97	5.32	22.18	1.58	22.60	3.02	27.91	112.58
	T55CA002	43.91	12.55	29.13	3.73	21.08	2.81	43.40	156.61	48.79	12.61	37.70	4.83	66.03	8.82	50.88	229.66
	T55CA003	56.12	16.36	38.11	4.88	35.98	4.80	55.65	211.90	62.36	16.44	49.32	6.32	112.71	15.05	65.25	327.45
	T55CA004	33.15	6.18	21.51	1.53	6.98	0.93	29.03	99.31	35.18	6.21	25.99	1.85	22.60	3.02	32.72	127.57
	T55CA005	45.47	8.58	25.93	1.85	12.67	1.69	39.89	136.08	48.25	8.62	31.33	2.23	41.02	5.48	44.97	181.90
	T55CA006	44.98	8.53	27.76	1.98	13.82	1.84	39.49	138.40	47.73	8.57	33.55	2.39	44.75	5.97	44.51	187.47
	T55CA007	28.71	8.33	19.38	2.48	17.33	2.31	28.45	106.99	31.90	8.37	25.08	3.21	54.28	7.25	33.36	163.45
	T55CA008	48.49	9.16	29.31	2.09	13.82	1.84	42.55	147.26	51.46	9.20	35.42	2.52	44.75	5.97	47.96	197.28
	T55JD001	26.66	5.01	15.20	1.08	6.68	0.89	23.38	78.90	28.29	5.04	18.37	1.31	20.92	2.79	26.35	103.07
	T55JD002	30.20	5.65	16.35	1.16	6.68	0.89	26.46	87.39	32.05	5.68	19.75	1.41	20.92	2.79	29.83	112.43
	T55JD003	37.07	7.07	21.80	1.55	12.13	1.62	32.58	113.82	39.34	7.10	26.34	1.88	37.99	5.07	36.72	154.44
	T55JD004	41.05	7.82	23.69	1.69	13.23	1.77	36.07	125.32	43.56	7.86	28.63	2.04	41.43	5.53	40.66	169.71
	T55KM009	30.99	8.94	21.05	2.70	18.10	2.42	30.67	114.87	34.43	8.99	27.24	3.49	58.62	7.83	35.97	176.57
	T55KM012	53.09	15.55	48.76	6.25	37.59	5.02	52.67	218.93	58.98	15.62	63.10	8.09	121.73	16.25	61.76	345.53
	T55KM014	86.68	26.50	81.26	10.41	93.69	12.51	86.61	397.66	96.31	26.63	105.16	13.48	303.38	40.50	101.56	687.02
	T55KM015	44.28	8.17	19.04	1.36	6.68	0.89	38.72	119.14	46.99	8.21	23.01	1.64	20.92	2.79	43.65	147.21
	T55KM016	61.23	11.44	27.13	1.93	13.23	1.77	53.64	170.37	64.98	11.50	32.78	2.33	41.43	5.53	60.46	219.01
	T55VO003	33.75	6.79	26.90	1.92	21.26	2.84	29.92	123.38	35.82	6.82	32.51	2.31	66.60	8.89	33.73	186.68
	T55VO004	32.08	6.17	25.30	1.80	12.13	1.62	28.23	107.33	34.04	6.20	30.57	2.18	37.99	5.07	31.82	147.87
	T55VO005	23.11	4.67	19.27	1.37	15.22	2.03	20.50	86.17	24.52	4.70	23.29	1.66	47.68	6.37	23.11	131.33
	T55VO006	32.04	6.49	26.90	1.92	21.26	2.84	28.43	119.88	34.00	6.52	32.51	2.31	66.60	8.89	32.05	182.88

Table 2-2
Hourly Rate Elements

REGION 3		AVERAGE OPERATING CONDITIONS								SEVERE OPERATING CONDITIONS							
CAT	ID. NO.	DEPR	FCCM	FUEL	FOG	TIRE WEAR	TIRE REPAIR	REPAIR	TOTAL RATE	DEPR	FCCM	FUEL	FOG	TIRE WEAR	TIRE REPAIR	REPAIR	TOTAL RATE
T55																	
	T55WC001	2.06	0.57	1.38	0.18	0.24	0.03	2.03	6.49	2.29	0.57	1.79	0.23	0.73	0.10	2.38	8.09
T57																	
	T57CU003	33.77	5.26	26.78	3.09	0.38	0.05	30.50	99.83								
	T57CU004	30.61	4.77	26.78	3.09	0.38	0.05	27.65	93.33								
	T57CU005	29.42	4.58	22.23	2.60	0.38	0.05	26.58	85.84								
T60																	
	T60CA001	34.33	6.55	23.71	2.87	6.63	0.89	27.99	102.97	41.20	6.65	31.36	3.80	22.10	2.95	38.42	146.48
	T60CA002	51.44	9.93	36.23	4.39	13.13	1.75	42.05	158.92	61.72	10.09	47.92	5.80	43.77	5.84	57.71	232.85
	T60CA003	43.40	8.46	37.86	4.58	14.24	1.90	35.55	145.99	52.08	8.59	50.07	6.06	49.46	6.60	48.79	221.65
	T60CA004	47.71	9.45	37.86	4.58	17.20	2.30	39.21	158.31	57.25	9.60	50.07	6.06	57.34	7.65	53.82	241.79
	T60CA005	68.55	13.43	57.42	6.95	20.93	2.79	56.21	226.28	82.26	13.63	75.94	9.19	69.75	9.31	77.14	337.22
	T60CA006	72.28	14.11	61.12	7.40	20.93	2.79	59.22	237.85	86.73	14.33	80.84	9.78	69.75	9.31	81.28	352.02
	T60KI001	54.69	10.64	30.15	3.65	14.68	1.96	44.78	160.55	65.62	10.81	39.88	4.83	48.16	6.43	61.46	237.19
	T60KI002	55.01	10.70	30.15	3.65	14.68	1.96	45.04	161.19	66.01	10.87	39.88	4.83	48.16	6.43	61.82	238.00
	T60KI003	55.34	10.76	30.15	3.65	14.68	1.96	45.30	161.84	66.40	10.93	39.88	4.83	48.16	6.43	62.18	238.81
	T60KI004	76.82	14.86	42.23	5.11	18.46	2.46	62.82	222.76	92.18	15.09	55.85	6.76	60.55	8.08	86.22	324.73
	T60KI006	114.45	22.11	41.79	5.06	26.90	3.59	93.56	307.46	137.33	22.45	55.27	6.69	88.28	11.79	128.42	450.23
T65																	
	T65WG015	75.74	14.68	18.76	8.00	3.36	0.45	73.89	194.88								
	T65WG016	103.92	20.09	27.75	11.83	3.36	0.45	101.34	268.74								
	T65WG017	104.22	20.15	27.75	11.83	3.36	0.45	101.64	269.40								
W25																	
	W25AO002	0.98	0.07	0.09	0.78	0.00	0.00	1.22	3.14								

Table 2-2
Hourly Rate Elements

REGION 3		AVERAGE OPERATING CONDITIONS								SEVERE OPERATING CONDITIONS							
CAT	ID. NO.	DEPR	FCCM	FUEL	FOG	TIRE WEAR	TIRE REPAIR	REPAIR	TOTAL RATE	DEPR	FCCM	FUEL	FOG	TIRE WEAR	TIRE REPAIR	REPAIR	TOTAL RATE
W25																	
	W25AO003	1.88	0.13	0.21	0.83	0.00	0.00	2.33	5.38								
	W25AO004	1.49	0.10	0.21	1.08	0.00	0.00	1.85	4.73								
	W25AO005	3.14	0.22	0.37	1.64	0.00	0.00	3.90	9.27								
	W25AO006	2.23	0.16	0.21	0.83	0.00	0.00	2.76	6.19								
	W25CJ001	1.99	0.20	0.07	0.03	0.00	0.00	2.24	4.53								
	W25CJ002	4.25	0.42	0.07	0.03	0.00	0.00	4.79	9.56								
	W25CJ003	3.71	0.37	0.07	0.03	0.00	0.00	4.19	8.37								
	W25CJ004	12.64	1.25	0.54	0.25	0.00	0.00	14.25	28.93								
	W25KZ001	1.15	0.24	0.00	0.25	0.00	0.00	0.64	2.28								
	W25KZ006	2.04	0.43	0.00	0.25	0.00	0.00	1.14	3.86								
	W25NL001	20.14	1.42	18.43	6.95	0.00	0.00	27.26	74.20								
	W25NL002	25.80	1.82	43.02	4.56	0.00	0.00	34.93	110.13								
	W25NL003	15.05	1.06	16.35	1.73	0.00	0.00	20.37	54.56								
	W25NL005	71.59	5.04	80.66	8.54	0.00	0.00	96.92	262.75								
	W25XX005	0.34	0.02	0.18	0.07	0.00	0.00	0.42	1.03								
	W25XX006	0.52	0.04	0.18	0.07	0.00	0.00	0.65	1.46								
	W25XX007	0.69	0.05	0.55	0.21	0.00	0.00	0.86	2.36								
	W25XX008	0.77	0.05	0.92	0.35	0.00	0.00	0.95	3.04								
	W25XX009	0.86	0.06	0.18	4.15	0.00	0.00	1.06	6.31								
	W25XX010	2.46	0.17	1.38	4.60	0.00	0.00	3.06	11.67								
	W25XX011	0.11	0.01	0.14	0.05	0.00	0.00	0.14	0.45								
	W25XX012	0.07	0.00	0.14	0.05	0.00	0.00	0.09	0.35								
	W25XX013	0.17	0.01	1.20	0.11	0.00	0.00	0.21	1.70								
	W25XX014	0.07	0.00	1.42	0.13	0.00	0.00	0.09	1.71								
	W25XX015	0.29	0.02	2.62	0.24	0.00	0.00	0.36	3.53								
	W25XX016	0.52	0.04	3.50	0.32	0.00	0.00	0.64	5.02								

Table 2-2
Hourly Rate Elements

REGION 3		AVERAGE OPERATING CONDITIONS								SEVERE OPERATING CONDITIONS							
CAT	ID. NO.	DEPR	FCCM	FUEL	FOG	TIRE WEAR	TIRE REPAIR	REPAIR	TOTAL RATE	DEPR	FCCM	FUEL	FOG	TIRE WEAR	TIRE REPAIR	REPAIR	TOTAL RATE
W25																	
	W25XX017	0.71	0.05	5.46	0.50	0.00	0.00	0.97	7.69								
	W25XX018	0.40	0.03	0.14	0.05	0.00	0.00	0.50	1.12								
	W25XX019	0.45	0.03	0.18	0.07	0.00	0.00	0.56	1.29								
	W25XX021	0.52	0.04	0.46	0.17	0.00	0.00	0.64	1.83								
	W25XX022	0.50	0.04	1.42	0.13	0.00	0.00	0.62	2.71								
	W25XX023	0.80	0.06	2.62	0.24	0.00	0.00	0.99	4.71								
W30																	
	W30KI007	3.44	0.66	0.82	0.08	0.49	0.07	2.41	7.97								
	W30KI008	3.45	0.67	0.82	0.08	0.49	0.07	2.42	8.00								
W35																	
	W35LC012	0.72	0.07	1.02	0.38	0.00	0.00	0.41	2.60								
	W35LC013	0.83	0.08	1.19	0.45	0.00	0.00	0.47	3.02								
	W35LC018	0.16	0.02	0.15	0.06	0.00	0.00	0.09	0.48								
	W35LC021	0.33	0.03	0.58	0.22	0.00	0.00	0.19	1.35								
	W35XX020	0.16	0.02	1.65	0.15	0.00	0.00	0.15	2.13								
	W35XX021	0.32	0.04	4.21	0.38	0.00	0.00	0.29	5.24								
	W35XX022	0.58	0.08	4.21	0.38	0.02	0.00	0.53	5.80								
	W35XX023	1.61	0.23	2.24	0.20	0.02	0.00	1.46	5.76								
	W35XX024	1.79	0.25	2.97	0.27	0.02	0.00	1.62	6.92								
	W35XX025	2.20	0.31	4.09	0.37	0.02	0.00	1.99	8.98								

Chapter 3
Adjustments to Hourly Rates

SECTION I. GENERAL

3.1 Contents. This chapter explains the procedures for adjusting the hourly rates shown in tables 2-1 and 2-2.

3.2 Basis for Equipment Rates. The rates shown in tables 2-1 and 2-2 are based on the catalog list price of equipment manufactured in 2015 (3 years old). Area factors used to compute regional ownership and operating expenses are listed in appendix B. All equipment hourly rate elements for average and severe conditions are given in table 2-2. Individual cost elements, which comprise the total hourly rate, are shown in table 2-2. These hourly rate elements are listed by equipment ID No., which corresponds to the equipment shown in table 2-1.

a. Ownership costs consist of two cost elements: Depreciation (DEPR), and facilities capital cost of money (FCCM). These elements are located in tables 2-1 and 2-2.

b. Operating costs consist of five cost elements: Fuel (FUEL); filters, oil, and grease (FOG); tire wear (TIRE WEAR); tire repair (TIRE REPAIR); and repairs (REPAIR). These elements are located in table 2-2.

3.3 Equipment Rate Adjustment Tables. Table 3-1 is used to adjust the ownership (DEPR + FCCM) portion of the average hourly rate and table 3-2 is used to adjust the standby hourly rate shown in table 2-1.

3.4 Determination for Use of Equipment Rates in Tables 2-1 and 2-2. The predetermined equipment rates in tables 2-1 and 2-2 may be used when the contractor's actual cost data (cost or pricing data) is insufficient to calculate the rates. If the contractor's actual equipment is listed in tables 2-1 and 2-2, the equipment must be similar. However, if the contractor's actual equipment is not listed in tables 2-1 and 2-2, a similar piece of equipment may be chosen from the tables. To be considered similar, the contractor's equipment must be no more or less than 10.00 percent of the configuration (size, capacity, and horsepower) and value as compared to the equipment in tables 2-1 and 2-2. In either case, if the equipment is not similar, the equipment rate must be calculated using the methodology in chapter 2.

SECTION II. RATE ADJUSTMENTS

3.5 Rate Adjustments. The ownership and/or the operating portion of the hourly rates and standby hourly rates must be adjusted whenever one or more of the following rate adjustment conditions exists (rate adjustments are explained in detail in the following paragraphs).

a. Changes in operating conditions.
b. Changes in cost of money rate (CMR).

c. Actual work hours (hrs) exceed 40 hrs per week (wk).
d. Changes in fuel cost (FUEL).
e. Adjustments to FOG cost.
f. Equipment of different age than table 2-1.
g. Rate adjustment for overage equipment.
h. Rate adjustment for overage equipment standby.

There are no rate adjustments for appendix B factors, except for fuel cost (electric, gas, diesel off-road, and diesel on-road) and the cost of money rate (CMR). Also, there are no rate adjustments for repairs, tire wear, or tire repair.

3.6 Changes in Operating Conditions. If difficult or severe conditions are justified by the contracting officer, selection or calculation of the appropriate rate is necessary. See chapter 2, section II, for definition of average, difficult, or severe conditions and determination of condition.

3.7 Change in Cost of Money Rate (CMR). The Department of the Treasury adjusts the CMR, also known as the Prompt Payment Interest Rate, on or about 1 January and 1 July each year; these revisions are printed in the Federal Register. The Internet address for Prompt Payment Interest Rate is https://www.fiscal.treasury.gov/fsservices/gov/pmt/promptPayment/rates.htm. If the CMR shown in chapter 2, section VII, is not the current rate, the FCCM portion of the total hourly rate must be adjusted upward or downward to match the CMR for the period of equipment use. See appendix I for a listing of historical CMRs. The total hourly rate adjusted for a differing CMR is computed by the formula:

$$\text{Total Hourly Rate} = \text{DEPR/hour} + \left[(\text{FCCM/hour})\ \text{x}\ \frac{(\text{NEW CMR})}{(\text{Old CMR})}\right] + \text{Operating Costs/hour}$$

Example: Assume that table 2-1 includes a crane (category (CAT) C80, subcategory (SUB) 0.01), with hourly costs as shown in the following example. The CMR has increased from 5.00 percent to a current rate of 6.00 percent (increase of 20.00 percent). The total hourly rate for this piece of equipment is determined as follows:

Assumptions for Total Hourly Rate with CMR of 5.00 percent (per hour):

DEPR	$30.00
FCCM	$10.00
Operating Costs (FUEL, FOG, TIRE WEAR, TIRE REPAIR, and REPAIR)	+$40.00
Total Hourly Rate (Based on a 40 hr/wk)	$80.00

Adjustment Calculation of Total Hourly Rate for New CMR of 6.00 percent (per hour):

$$\$30.00/\text{hr} + \$10/\text{hr}\ \text{x}\ \frac{6.00\%}{5.00\%} + \$40.00/\text{hr} = \$82.00/\text{hr}$$

3.8 Actual Work Hours Greater than 40 Hours per Week. If the actual number of work hours per week is greater than 40 hours, an adjustment must be made to the FCCM element of the ownership cost. The FCCM is to be paid up to a maximum of 40 hours per week (7 calendar days). To calculate a multi-shift rate, prorate the 40-hour FCCM over the actual hours per week as follows:

Example: Assume that table 2-1 includes a crane (category C80, subcategory 0.01) with the below hourly costs. This crane worked 10 hours per day, 6 days per week (60 hours per week). The total hourly rate for this piece of equipment is determined as follows:

$$\text{Total Hourly Rate} = \text{DEPR/hr} + (\text{FCCM/hr}) \text{ x } \frac{\text{40 hr/wk}}{\text{Actual Work hr/wk}} + \text{Operating Costs/hr}$$

Assumptions for Total Hourly Rate for 40 Hours/Week:

DEPR	$30.00
FCCM	$10.00
Operating Costs (FUEL, FOG, TIRE WEAR, TIRE REPAIR, and REPAIR)	+$40.00
Total Hourly Rate (Based on a 40 hr/wk)	$80.00

Adjustment Calculation of Total Hourly Rate for 60 Hours/Week:

$$\$30.00/\text{hr} + \$10.00/\text{hr x } \frac{40 \text{ hr/wk}}{60 \text{ hr/wk}} + \$40.00/\text{hr} = \$76.67/\text{hr}$$

3.9 Changes in Fuel Cost. Hourly fuel costs (including electricity) must be adjusted in the event that the average fuel prices at the jobsite vary by more than 10.00 percent above or below the price in appendix B. The contractor will be required to furnish copies of all fuel supply contracts and invoices to the government to support fuel cost adjustment. Request for upward adjustment in the rates will be considered only when fuel is supplied by recognized distributors of bulk quantities. Mathematically, this is the ratio of the new fuel cost divided by the fuel cost (appendix B). To calculate the total hourly rate, apply the ratio of fuel cost as follows.

Example: Assume that table 2-1 includes a crane (category C80, subcategory 0.01) with the below hourly costs. Assume the fuel cost (diesel off-road) in appendix B is $2.35/gal and the current fuel cost has increased to $2.82/gal (increase of 20.00 percent). The total hourly rate for this piece of equipment can be determined as follows:

Assumptions for Fuel Cost (based on $2.35/gal from appendix B) per hour:

$$\text{Total Hourly Rate} = \text{DEPR/hr} + \text{FCCM/hr} + \text{FOG/hr} + \text{Tire Wear/hr} + \text{Tire Repair/hr} + \text{Repair/hr} + \frac{\text{(New Fuel Cost)}}{\text{(Fuel Cost in Appendix B)}} \text{ x FUEL/hr}$$

DEPR	$30.00

FCCM	$10.00
FOG, TIRE WEAR, TIRE REPAIR, and REPAIR	$30.00
FUEL	+$10.00
Total Hourly Rate	$80.00

Adjustment Calculation for hourly FUEL cost using the new fuel cost of $2.82/gal:

$$\$30.00/\text{hr} + \$10.00/\text{hr} + \$30.00/\text{hr} + \frac{\$2.82/\text{gal}}{\$2.35/\text{gal}} \text{ x } \$10.00/\text{hr} = \$82.00/\text{hr}$$

3.10 Adjustments to Filters, Oil, and Grease (FOG) Cost. The hourly FOG allowance must also be adjusted upward or downward by applying the same ratio (new fuel cost divided by fuel cost shown in appendix B) as the changes in fuel cost, using the methodology as shown in paragraph 3.9.

3.11 Equipment of Different Age than Table 2-1. When the age of the equipment is newer or older than the age of the equipment listed in table 2-1, table 3-1 factors may be used to adjust the hourly rate (see paragraph 3.12 for guidance on overage equipment), otherwise the step-by-step calculation method (as shown in figure 2-1) is necessary. To adjust the hourly rate using the tables, the factors given in table 3-1 are multiplied by the hourly ownership costs shown in table 2-1. The result is an ownership rate adjusted for the actual age of the equipment. Note: Age adjustment factors in tables 3-1 and 3-2 vary by region.

a. When the age of a unit of equipment is older than the age of the equipment listed in table 2-1 (purchased new in 2015) and does not exceed the years of economic life, adjust the hourly rate as shown in the next example. The years of economic life is determined by dividing hours of LIFE (from appendix D) by Working Hours Per Year (WHPY) (from appendix B).

Example: Assume that table 2-1 includes a crane (category C80, subcategory 0.01) manufactured in 2015 and has a total hourly rate of $65 per hour and an ownership rate of $30 per hour. If a similar crane owned by a contractor was manufactured in 2012, the total hourly rate is determined as follows:

Table 2-1 Rate and Adjustment Calculation:

Total hourly rate	$65.00/hr
Ownership rate 2015 (DEPR + FCCM)	-($30.00)/hr
Ownership rate 2012 adjusted for age (Ownership rate = $30) x (0.95 the age adjustment factor from table 3-1, for category C80, subcategory 0.01, and for the year 2012.)	+$28.50/hr
Total hourly rate for equipment manufactured in 2012	= $63.50/hr

b. When the unit of equipment is older than the age of equipment listed in table 2-1 (purchased new in 2015) and exceeds the years of economic life, adjust the hourly rate as shown in the example for overage equipment in paragraph 3.12.

c. When the unit of equipment is newer than the equipment listed in table 2-1 (purchased new in 2015), use the adjustment factor in table 3-1 for the year of manufacture. If the equipment is newer than the most recent year shown in table 3-1, use the adjustment factor in the column of the most recent year. Once the adjustment factor is determined from table 3-1, complete the adjustment calculation as shown in the example above. The step-by-step calculation method shown in figure 2-1 may also be used.

3.12 Rate Adjustment for Overage Equipment. If the contractor's equipment exceeds the economic life in hours (from appendix D), it is considered overage, and the rates must be adjusted.

a. The total hourly operating rate for overage equipment (no matter how old) will be computed on the basis that the equipment is as old as possible without exceeding the hours of LIFE as shown in appendix D. Tables 3-1 and 3-2 show factors for the economic life for equipment based on the current pamphlet year (*e.g.*, manufactured in 2015). Select a comparable unit of equipment (horsepower, value, capacity, and size) shown in table 2-1; the total hourly rate can be computed as shown in the following example. If there is no comparable unit of equipment in table 2-1, follow the methodology presented in figure 3-1.

b. The ownership portion of the rate must be adjusted for equipment that is overage. This adjusted rate is not to exceed the rate for the same unit of equipment that is not overage.

Example: Assume that table 2-1 includes a crane (category C80, subcategory 0.01) manufactured in 2015, has a total hourly rate of $65 per hour, and an ownership rate of $30 per hour. If an equivalent crane owned by a contractor was manufactured in 2005 (maximum life 2008), this crane is overage and the total hourly rate is determined as follows:

Table 2-1 Rate and Adjustment Calculation:

Total hourly rate	$65.00/hr
Ownership rate 2015 (DEPR + FCCM)	-($30.00)/hr
Ownership rate 2005 adjusted for age (Ownership rate = $30.00) x (0.91 the oldest age adjustment factor from table 3-1, for category C80, subcategory 0.01, the last year shown.)	+$27.30/hr
Total hourly rate for equipment manufactured in 2001	= $62.30/hr

3.13 Standby Rate Adjustment for Equipment of a Different Age than Table 2-1. If the equipment age is other than listed in table 2-1 (purchased new in 2015), adjustment to the hourly standby rate is required. When the age of the equipment is newer or older

than the age of the equipment listed in table 2-1, table 3-2 factors may be used to adjust the hourly rate, otherwise the step-by-step calculation method is necessary. The result is a standby rate adjusted for the actual age of the equipment.

a. Standby rates for overage equipment are based on the actual age of the equipment. The age adjustment factor given in table 3-2 is multiplied by the hourly standby cost shown in table 2-1 for the listed or comparable unit of equipment. This results in a standby rate adjusted for the actual age of the unit of equipment being considered.

Hourly Standby Rate Adjusted for Actual Age =
Hourly Standby Rate x Age Adjustment Factor

Example: Assume that table 2-1 includes a crane (category C80, subcategory 0.01) manufactured in 2015 and has a standby rate of $20.00 per hour. If an equivalent crane owned by a contractor was manufactured in 2007, the hourly standby rate is determined as follows:

Hourly Standby Rate (table 2-1)	$20.00/hr
Age Adjustment Factor (table 3-2) for category C80, subcategory 0.01, and for 2007 (actual year of manufacture)	0.87

Adjustment Calculation:

Hourly Standby Rate Adjusted for Actual Age	$20.00/hr
(Hourly Standby Rate) x 0.87 (Age Adjustment Factor)	=$17.40/hr

b. When the unit of equipment is newer than the equipment listed in table 2-1 (purchased new in 2015), use the adjustment factor in table 3-2 for the year of manufacture. Once the adjustment factor is determined from table 3-2, complete the adjustment calculation as shown in the example above. The step-by-step calculation method shown in figure 3-2 may also be used.

c. When the equipment age is older than the last year shown in table 3-2, or newer than the first year shown in table 3-2, the standby rate must be calculated using the step-by-step methodology shown in figure 3-2.

3.14 Equipment Purchased Used. A detailed methodology for computing a total hourly rate for equipment purchased used is not included in this pamphlet.

a. When actual cost data consistent with chapter 1 is not available, an hourly rate and standby rate for equipment purchased used can be computed on the basis that the equipment was purchased new by the contractor in the year it was manufactured. Consideration for the actual age of used equipment may require an adjustment for overage.

b. The condition of the used equipment at the time of purchase should consider the extent of capital improvements, mechanical condition, and previous hours of operation. These conditions are difficult or impossible to determine and evaluate when computing a total hourly rate based on actual acquisition cost.

3.15 Rate Calculation Examples. Figure 3-1 illustrates how total hourly rates are adjusted for overage equipment. Figure 3-2 gives a sample calculation for computing adjusted standby rates.

Table 3-1
Equipment Age Adjustment Factors for Ownership Costs

The factors in this table are used when the age of a unit of equipment is other than the age of the equipment listed in table 2-1 (purchased new in 2015).

The factors are multiplied by the hourly ownership costs (shown in table 2-1) and result in an ownership rate adjusted for the actual age of the equipment being considered.

When the actual “life” in hours of the unit of equipment has exceeded the economic life given in appendix D, the age will be determined as discussed in chapter 3.

Refer to chapter 3 as follows:

3.11. Equipment of Different Age than Table 2-1

3.12. Rate Adjustment for Overage Equipment

Table 3-1
Equipment Age Adjustment Factors for Ownership Cost

CATEGORY	SUB	REGION 3 TYPE OF EQUIPMENT	Life in Years = / Year Purchased New =	0 / 2018	1 / 2017	2 / 2016	3 / 2015	4 / 2014	5 / 2013	6 / 2012	7 / 2011	8 / 2010	9 / 2009	10 / 2008	11 / 2007	12 / 2006	13 / 2005	14 / 2004	15 / 2003	16 / 2002	17 / 2001
A10	0.00	AGGREGATE / CH P SPREADERS																			
A10	0.10	SELF PROPELLED		1.07	1.05	1.03	1.00	1.00	0.97												
A10	0.20	TOWED & TAILGATE		1.07	1.05	1.03	1.00	1.00													
A15	0.00	A R COMPRESSORS																			
A15	0.10	ROTARY SCREW		1.05	1.02	1.00	1.00	0.98	0.95	0.91											
A15	0.20	SHOP TYPE		1.04	1.02	1.00	1.00	0.98	0.96	0.91	0.88	0.81									
A20	0.00	A R HOSE, TOOLS & EQU PMENT																			
A20	0.10	A R DRILL HOSE		1.04	1.01	1.00	1.00														
A20	0.20	SANDBLAST HOSE		1.04	1.01	1.00	1.00														
A20	0.30	SANDBLASTERS, BREAKERS, & MISC. A R TOOLS		1.04	1.02	1.00	1.00	0.98													
A25	0.00	ASPHALT PAV NG DISTR BUTORS		1.06	1.04	1.03	1.00	1.00													
A30	0.00	ASPHALT PAVERS & MISCELLANEOUS ROAD EQUIPMENT																			
A30	0.10	SELF PROPELLED		1.06	1.05	1.03	1.00	1.00	0.97												
A30	0.20	TOWED		1.07	1.05	1.03	1.00	1.00	0.97	0.95											
A30	0.30	SLURRY SEAL PAVERS (Cold mix)		1.06	1.05	1.03	1.00	1.00	0.97	0.95	0.92	0.89									

Table 3-1
Equipment Age Adjustment Factors for Ownership Cost

CATEGORY	SUB	REGION 3 TYPE OF EQUIPMENT	Life in Years = / Year Purchased New =	0 / 2018	1 / 2017	2 / 2016	3 / 2015	4 / 2014	5 / 2013	6 / 2012	7 / 2011	8 / 2010	9 / 2009	10 / 2008	11 / 2007	12 / 2006	13 / 2005	14 / 2004	15 / 2003	16 / 2002	17 / 2001
A30	0.40	MISCELLANEOUS ROAD EQUIPMENT		1.07	1.05	1.03	1.00	1.00	0.97	0.95											
A35	0.00	ASPHALT PAV NG KETTLES		1.07	1.05	1.03	1.00	1.00													
A40	0.00	ASPHALT & CONCRETE MILLERS / PROFILERS / PLANERS / ROTARY GR NDERS		1.07	1.05	1.03	1.00	1.00													
A45	0.00	ASPHALT RECYCLERS & SEALERS		1.07	1.05	1.03	1.00														
B10	0.00	BATCH PLANTS, ASPHALT & CONCRETE																			
B10	0.10	ASPHALT		1.07	1.05	1.03	1.00	1.00	0.97												
B10	0.20	CONCRETE		1.07	1.05	1.03	1.00	1.00	0.97												
B10	0.30	PUGMILL		1.07	1.05	1.03	1.00	1.00	0.97	0.95											
B15	0.00	BROOMS, STREET SWEEPERS & FLUSHERS		1.02	1.02	1.01	1.00	0.99	0.97												
B20	0.00	BRUSH CHIPPERS		1.02	1.02	1.01	1.00	0.99	0.97												
B25	0.00	BUCKETS, CLAMSHELL		1.00	1.02	1.00	1.00	0.98	0.97												
B30	0.00	BUCKETS, CONCRETE																			
B30	0.10	GENERAL PURPOSE, MANUAL TR P		1.00	1.01	1.00	1.00	0.98	0.97												
B30	0.20	LAYDOWN		1.00	1.01	1.00	1.00	0.98	0.97												
B30	0.30	LOWBOY		1.00	1.01	1.00	1.00	0.98	0.97												

Table 3-1
Equipment Age Adjustment Factors for Ownership Cost

CATEGORY	SUB	REGION 3 TYPE OF EQUIPMENT	Life in Years = / Year Purchased New =	0 / 2018	1 / 2017	2 / 2016	3 / 2015	4 / 2014	5 / 2013	6 / 2012	7 / 2011	8 / 2010	9 / 2009	10 / 2008	11 / 2007	12 / 2006	13 / 2005	14 / 2004	15 / 2003	16 / 2002	17 / 2001
B30	0.40	LOW SLUMP		1.00	1.01	1.00	1.00	0.98	0.97												
B35	0.00	BUCKETS, DRAGLINE																			
B35	0.10	LIGHT WEIGHT		1.00	1.02	1.00	1.00	0.98	0.97												
B35	0.20	MEDIUM WEIGHT		1.00	1.02	1.00	1.00	0.98	0.97	0.95											
B35	0.30	HEAVY WEIGHT		1.00	1.02	1.00	1.00	0.98	0.97	0.95											
C05	0.00	CHA N SAWS		1.02	1.02		1.00														
C10	0.00	COMPACTORS, WALK-BEH ND OR REMOTE CONTROLLER																			
C10	0.10	COMPACTORS, RAMMERS / TAMPERS & V BRATORY PLATES		1.01	1.02	1.01	1.00														
C10	0.20	ROLLERS, VIBRATORY		1.02	1.02	1.01	1.00														
C15	0.00	CONCRETE CLEANERS / ABRASIVE BLASTERS																			
C15	0.10	WALK BEHIND		1.02	1.02	1.01	1.00														
C15	0.20	TRUCK/TRAILER MOUNTED		1.02	1.02	1.01	1.00	0.98	0.96												
C20	0.00	CONCRETE BUGGIES		1.02	1.02	1.01	1.00														
C25	0.00	CONCRETE F NISHERS/SCREEDS/SPREADERS																			
C25	0.10	FINISHERS/TROWELS		1.02	1.02	1.01	1.00														

Table 3-1
Equipment Age Adjustment Factors for Ownership Cost

CATEGORY	SUB	REGION 3 TYPE OF EQUIPMENT	Life in Years = / Year Purchased New =	0 / 2018	1 / 2017	2 / 2016	3 / 2015	4 / 2014	5 / 2013	6 / 2012	7 / 2011	8 / 2010	9 / 2009	10 / 2008	11 / 2007	12 / 2006	13 / 2005	14 / 2004	15 / 2003	16 / 2002	17 / 2001
C25	0.20	V BRATORY SCREED		1.02	1.02	1.01	1.00														
C25	0.25	V BRATORY LASER SCREED		1.02	1.02	1.01	1.00	0.98	0.96												
C25	0.30	MATERIAL/TOPP NG SPREADERS		1.02	1.02	1.01	1.00	0.98	0.96												
C30	0.00	CONCRETE GR NDERS		1.02	1.02	1.01	1.00														
C35	0.00	CONCRETE GUNITERS / SHOTCRETERS		1.02	1.02	1.01	1.00	0.98													
C40	0.00	CONCRETE MIXING UNITS		1.02	1.02	1.01	1.00														
C45	0.00	CONCRETE PAV NG MACHINES		1.07	1.05	1.03	1.00	1.00													
C55	0.00	CONCRETE PUMPS		1.02	1.02	1.01	1.00	0.99	0.97												
C60	0.00	CONCRETE SAWS (Add cost for sawblade wear)		1.02	1.02	1.01	1.00	0.99													
C65	0.00	CONCRETE VIBRATORS		1.04	1.02	1.00	1.00														
C70	0.00	CRANES, GANTRY & STRADDLE																			
C75	0.00	CRANES, HYDRAULIC, SELF-PROPELLED		1.00	1.02	1.00	1.00	0.98	0.97	0.95	0.93	0.90	0.91								
C80	0.00	CRANES, HYDRAULIC, TRUCK MOUNTED																			
C80	0.01	UNDER 26 TON		1.00	1.02	1.00	1.00	0.98	0.97	0.95	0.93	0.90	0.91								
C80	0.02	26 TON THRU 65 TON		1.00	1.02	1.00	1.00	0.98	0.97	0.95	0.93	0.90	0.91	0.88							

Table 3-1
Equipment Age Adjustment Factors for Ownership Cost

CATEGORY	SUB	REGION 3 TYPE OF EQUIPMENT	Life in Years = / Year Purchased New =	0 / 2018	1 / 2017	2 / 2016	3 / 2015	4 / 2014	5 / 2013	6 / 2012	7 / 2011	8 / 2010	9 / 2009	10 / 2008	11 / 2007	12 / 2006	13 / 2005	14 / 2004	15 / 2003	16 / 2002	17 / 2001
C80	0.03	66 TON THRU 125 TON		1.00	1.02	1.00	1.00	0.98	0.97	0.95	0.93	0.90	0.91	0.88	0.87	0.86					
C80	0.04	OVER 125 TON		1.00	1.02	1.00	1.00	0.98	0.97	0.95	0.93	0.90	0.91	0.88	0.87	0.86	0.81				
C85	0.00	CRANES, MECHANICAL, LATTICE BOOM, CRAWLER MOUNTED																			
C85	0.11	DRAGLINE, CLAMSHELL, 0 THRU 1.0 CY		1.00	1.02	1.00	1.00	0.98	0.97	0.94	0.93	0.90	0.90								
C85	0.12	DRAGLINE, CLAMSHELL, OVER 1.0 CY THRU 2.5 CY		1.00	1.02	1.00	1.00	0.98	0.97	0.94	0.93	0.90	0.90	0.88							
C85	0.13	DRAGLINE, CLAMSHELL, OVER 2 5 CY THRU 5.0 CY		1.00	1.02	1.00	1.00	0.98	0.97	0.95	0.93	0.90	0.90	0.88	0.87	0.85					
C85	0.14	DRAGLINE, CLAMSHELL, OVER 5.0 CY		1.00	1.02	1.00	1.00	0.98	0.97	0.95	0.93	0.90	0.90	0.88	0.87	0.86	0.80				
C85	0.21	L FTING, 0 THRU 25 TON		1.00	1.02	1.00	1.00	0.98	0.97	0.94	0.93	0.90	0.90	0.88							
C85	0.22	L FTING, 26 TON THRU 50 TON		1.00	1.02	1.00	1.00	0.98	0.97	0.95	0.93	0.90	0.90	0.88	0.87	0.85					
C85	0.23	L FTING, 51 TON THRU 150 TON		1.00	1.02	1.00	1.00	0.98	0.97	0.95	0.93	0.90	0.91	0.88	0.87	0.86	0.81				
C85	0.24	L FTING, OVER 150 TON		1.00	1.02	1.00	1.00	0.98	0.97	0.95	0.93	0.90	0.91	0.88	0.87	0.86	0.81	0.76			
C90	0.00	CRANES, MECHANICAL, LATTICE BOOM, TRUCK MOUNTED																			
C90	0.01	UNDER 26 TON		1.00	1.02	1.00	1.00	0.98	0.97	0.95	0.93	0.90	0.91								
C90	0.02	26 TON THRU 65 TON		1.00	1.02	1.00	1.00	0.98	0.97	0.95	0.93	0.90	0.91	0.88							
C90	0.03	66 TON THRU 125 TON		1.00	1.02	1.00	1.00	0.98	0.97	0.95	0.93	0.90	0.90	0.88	0.87	0.85					

Table 3-1
Equipment Age Adjustment Factors for Ownership Cost

CATEGORY	SUB	REGION 3 TYPE OF EQUIPMENT	Life in Years = / Year Purchased New =	0 / 2018	1 / 2017	2 / 2016	3 / 2015	4 / 2014	5 / 2013	6 / 2012	7 / 2011	8 / 2010	9 / 2009	10 / 2008	11 / 2007	12 / 2006	13 / 2005	14 / 2004	15 / 2003	16 / 2002	17 / 2001
C90	0.04	OVER 125 TON		1.00	1.02	1.00	1.00	0.98	0.97	0.95	0.93	0.90	0.90	0.88	0.87	0.86	0.80				
C95	0.00	CRANES, TOWER		1.00	1.02	1.00	1.00	0.98	0.97	0.95	0.93	0.90	0.90	0.88	0.87	0.85					
D10	0.00	DR LLS, AIR/HYDRAULIC,CRWLR MTD,0" THRU 6.5" DIA HOLE (Add cost for drill steel and bit wear)																			
D10	0.10	DRILLS, A R TRACK (Add cost for drill steel and bit wear)		1.04	1.02	1.01	1.00	0.98	0.96	0.94	0.91	0.87	0.86								
D10	0.20	DRILLS, HYDRAULIC TRACK (Add cost for drill steel and bit wear)		1.04	1.02	1.01	1.00	0.98	0.96	0.94											
D15	0.00	DR LLS, HORIZONTAL																			
D15	0.10	DRILLS, HORIZONTAL BORING & GROUND P ERCING (Add cost for drill steel and bit wear)		1.04	1.02	1.01	1.00	0.98	0.96	0.94											
D15	0.20	DRILLS, HORIZONTAL & DIRECTIONAL (Add cost for drill steel and bit wear)		1.04	1.02	1.01	1.00	0.98	0.96	0.94											
D20	0.00	DR LLS, CORE, COLUMN MOUNTED (Add cost for drill steel and bit wear)		1.04	1.02	1.01	1.00	0.98	0.96												
D25	0.00	DR LLS, CORE & DOWELLING (Add cost for drill steel and bit wear)		1.04	1.02	1.01	1.00	0.98	0.96	0.94											
D30	0.00	DR LLS, EARTH / AUGER (Add cost for drill steel and cutting edge wear)		1.04	1.02	1.01	1.00	0.98	0.96	0.94											
D35	0.00	DR LLS, ROTARY BLASTHOLE (Add cost for drill steel and bit wear)																			
D35	0.11	D ESEL, 4 5" THRU 9.875" DIAMETER HOLE (Add cost for drill steel and bit wear)		1.04	1.02	1.01	1.00	0.98	0.96	0.95	0.91	0.87	0.86								
D35	0.12	D ESEL, OVER 9.875" DIAMETER (Add cost for drill steel and bit wear)		1.04	1.02	1.01	1.00	0.98	0.96	0.95	0.91	0.88	0.87	0.84	0.78	0.72					
D35	0.21	ELECTRIC, 4.5" THRU 9.875" DIAMETER HOLE (Add cost for drill steel and bit wear)		1.04	1.02	1.01	1.00	0.98	0.96	0.95	0.91	0.87	0.86								

Table 3-1
Equipment Age Adjustment Factors for Ownership Cost

CATEGORY	SUB	REGION 3 TYPE OF EQUIPMENT	Life in Years = / Year Purchased New =	0 / 2018	1 / 2017	2 / 2016	3 / 2015	4 / 2014	5 / 2013	6 / 2012	7 / 2011	8 / 2010	9 / 2009	10 / 2008	11 / 2007	12 / 2006	13 / 2005	14 / 2004	15 / 2003	16 / 2002	17 / 2001
D35	0.22	ELECTRIC, OVER 9.875" DIAMETER (Add cost for drill steel and bit wear)		1.04	1.02	1.01	1.00	0.98	0.96	0.95	0.91	0.88	0.87	0.84	0.78	0.72					
F10	0.00	FORK LIFTS		1.02	1.02	1.01	1.00	0.99	0.97	0.94											
G10	0.00	GENERATOR SETS																			
G10	0.10	PORTABLE		1.03	1.00	1.00	1.00	1.00	0.98												
G10	0.20	SKID MOUNTED		1.03	1.00	1.00	1.00	1.00	0.98	0.97											
G15	0.00	GRADERS, MOTOR		1.00	1.02	1.02	1.00	0.98	0.96	0.92	0.82	0.79	0.77								
H10	0.00	HAMMERS, HYDRAULIC (Demolition tool) (Add cost for point wear)		1.02	1.02	1.01	1.00	0.98													
H13	0.00	HAZARDOUS/TOXIC WASTE EQUIPMENT																			
H13	0.11	COMPACTORS (Compression force) 0 THRU 50 TONS		1.02	1.02	1.01	1.00	0.99	0.97	0.94											
H13	0.12	COMPACTORS (Compression force) OVER 50 TONS		1.02	1.02	1.01	1.00	0.99	0.97	0.94	0.89	0.86									
H13	0.21	FILTER PRESSES, STATIONARY		1.02	1.02	1.01	1.00	0.99	0.97	0.94											
H13	0.22	FILTER PRESSES, MOBILE		1.02	1.02	1.01	1.00	0.99	0.97	0.94											
H13	0.30	CENTRIFUGES		1.02	1.02	1.01	1.00														
H13	0.40	SHREDDERS		1.02	1.02	1.01	1.00	0.99	0.97	0.94											
H13	0.51	SOIL TREATMENT PLANT, MOBILE		1.02	1.02	1.01	1.00	0.99	0.97	0.94											

Table 3-1
Equipment Age Adjustment Factors for Ownership Cost

CATEGORY	SUB	REGION 3 TYPE OF EQUIPMENT	Life in Years = / Year Purchased New =	0 / 2018	1 / 2017	2 / 2016	3 / 2015	4 / 2014	5 / 2013	6 / 2012	7 / 2011	8 / 2010	9 / 2009	10 / 2008	11 / 2007	12 / 2006	13 / 2005	14 / 2004	15 / 2003	16 / 2002	17 / 2001
H13	0.61	SLUDGE PROCESS NG EQU P, SLUDGE DISPENSERS		1.02	1.02	1.01	1.00	0.99	0.97	0.94											
H13	0.71	WASTE HANDLING EQUIPMENT, DRUM HANDL NG		1.02	1.02	1.01	1.00														
H15	0.00	HEATERS, SPACE																			
H20	0.00	HOISTS & A R WINCHES		1.02	1.02	1.01	1.00	0.98	0.96	0.93											
H25	0.00	HYDRAULIC EXCAVATORS, CRAWLER MOUNTED																			
H25	0.10	0 LBS THRU 12,500 LBS		1.00	1.02	1.00	1.00	0.98	0.97												
H25	0.11	OVER 12,500 LBS THRU 40,000 LBS		1.00	1.02	1.00	1.00	0.98	0.97												
H25	0.12	OVER 40,000 LBS THRU 100,000 LBS		1.00	1.02	1.00	1.00	0.98	0.97	0.94	0.93	0.89									
H25	0.13	OVER 100,000 LBS THRU 160,000 LBS		1.00	1.02	1.00	1.00	0.98	0.97	0.94	0.93	0.89	0.90	0.87							
H25	0.14	OVER 160,000 LBS		1.00	1.02	1.00	1.00	0.98	0.97	0.94	0.93	0.89	0.90	0.87	0.86	0.85					
H25	0.21	EXCAVATOR ATTACHMENTS, MOBILE SHEARS		1.02	1.02	1.01	1.00	0.99													
H25	0.22	EXCAVATOR ATTACHMENTS, MATERIAL HANDL NG		1.02	1.02	1.01	1.00	0.98													
H25	0.23	EXCAVATOR ATTACHMENTS, CONCRETE PULVERIZERS		1.02	1.02	1.01	1.00	0.99													
H25	0.24	EXCAVATOR ATTACHMENTS, COMPACTORS		1.02	1.02	1.01	1.00	0.99													
H30	0.00	HYDRAULIC EXCAVATORS, WHEEL MOUNTED																			

Table 3-1
Equipment Age Adjustment Factors for Ownership Cost

CATEGORY	SUB	REGION 3 TYPE OF EQUIPMENT	Life in Years = / Year Purchased New =	0 / 2018	1 / 2017	2 / 2016	3 / 2015	4 / 2014	5 / 2013	6 / 2012	7 / 2011	8 / 2010	9 / 2009	10 / 2008	11 / 2007	12 / 2006	13 / 2005	14 / 2004	15 / 2003	16 / 2002	17 / 2001
H30	0.01	0 THRU 1.0 CY		1.00	1.02	1.00	1.00	0.98	0.97												
H30	0.02	OVER 1.0 CY		1.00	1.02	1.00	1.00	0.98	0.97	0.94											
H35	0.00	HYDRAULIC SHOVELS, CRAWLER MOUNTED																			
H35	0.11	D ESEL, 0 CY THRU 5.0 CY		1.00	1.02	1.00	1.00	0.98	0.97	0.94	0.93	0.90	0.90								
H35	0.12	D ESEL, OVER 5.0 CY		1.00	1.02	1.00	1.00	0.98	0.97	0.94	0.93	0.90	0.90	0.88							
H35	0.21	ELECTRIC, OVER 2 5 CY		1.00	1.02	1.00	1.00	0.98	0.97	0.95	0.93	0.90	0.90	0.88	0.87	0.85					
L10	0.00	LAND CLEARING EQUIPMENT		1.01	1.02	1.01	1.00	1.00	0.98	0.94											
L15	0.00	LANDSCAPING EQUIPMENT		1.02	1.02	1.01	1.00														
L20	0.00	LIGHTING SETS, TRA LER MOUNTED																			
L20	0.10	LIGHT NG SETS, TRA LER MOUNTED - METALLIC VAPOR		1.02	1.02	1.01	1.00	0.98	0.96												
L25	0.00	LINE STRIP NG EQU PMENT		1.02	1.02	1.01	1.00	0.98	0.96												
L30	0.00	LOADERS, BELT (Conveyor belts) & ACCESSOR ES		1.02	1.02	1.01	1.00	0.99	0.97	0.94											
L35	0.00	LOADERS, FRONT END, CRAWLER TYPE		1.01	1.02	1.01	1.00	1.00	0.98	0.94											
L40	0.00	LOADERS, FRONT END, WHEEL TYPE																			
L40	0.11	ARTICULATED, 0 THRU 225 HP		1.02	1.02	1.01	1.00	0.99	0.98	0.94											

Table 3-1
Equipment Age Adjustment Factors for Ownership Cost

CATEGORY	SUB	REGION 3 TYPE OF EQUIPMENT	Life in Years = / Year Purchased New =	0 / 2018	1 / 2017	2 / 2016	3 / 2015	4 / 2014	5 / 2013	6 / 2012	7 / 2011	8 / 2010	9 / 2009	10 / 2008	11 / 2007	12 / 2006	13 / 2005	14 / 2004	15 / 2003	16 / 2002	17 / 2001
L40	0.12	ARTICULATED, OVER 225 HP		1.01	1.02	1.01	1.00	1.00	0.98	0.94	0.89	0.85	0.85								
L40	0.20	SKID STEER		1.01	1.02	1.01	1.00	1.00	0.98												
L40	0.21	SKID STEER ATTACHMENTS		1.01	1.02	1.01	1.00														
L40	0.31	TOOL CARRIER & TELESCOPIC HANDLERS, 0 THRU 225 HP		1.02	1.02	1.01	1.00	0.99	0.98	0.94											
L40	0.32	TOOL CARRIER & TELESCOPIC HANDLERS, OVER 225 HP		1.01	1.02	1.01	1.00	1.00	0.98	0.95	0.90	0.86									
L45	0.00	LOADERS / BACKHOE, CRAWLER TYPE		1.01	1.02	1.01	1.00	0.99	0.98												
L50	0.00	LOADERS / BACKHOE, WHEEL TYPE		1.02	1.02	1.01	1.00	0.99	0.98	0.94											
L55	0.00	LOADER / BACKHOE, ATTACHMENTS		1.02	1.02	1.01	1.00	0.98													
L60	0.00	LOG SKIDDERS		1.06	1.03	1.02	1.00	0.98	0.94	0.92											
M10	0.00	MARINE EQU PMENT (NON DREDG NG)																			
M10	0.11	AQUATIC MAINTENANCE		1.04	1.02	1.01	1.00	0.98	0.96	0.95											
M10	0.12	AQUATIC MAINTENANCE ATTACHMENTS		1.04	1.02	1.01	1.00	0.98													
M10	0.21	HYDRAULIC CUTTERHEAD DREDGE, 8" OR LESS,TRANSPORTABLE		1.04	1.02	1.01	1.00	0.98	0.97	0.95	0.94	0.92	0.90	0.86							
M10	0.22	HYDRAULIC CUTTERHEAD DREDGE,8" - 12",TRANSPORTABLE		1.04	1.02	1.01	1.00	0.98	0.97	0.95	0.94	0.92	0.90	0.86							
M10	0.23	HYDRAULIC AUGERHEAD DREDGE,12" OR LESS,TRANSPORTABLE		1.04	1.02	1.01	1.00	0.98	0.97	0.95	0.94	0.92	0.90	0.86							

Table 3-1
Equipment Age Adjustment Factors for Ownership Cost

CATEGORY	SUB	REGION 3 TYPE OF EQUIPMENT	Life in Years = / Year Purchased New =	0 / 2018	1 / 2017	2 / 2016	3 / 2015	4 / 2014	5 / 2013	6 / 2012	7 / 2011	8 / 2010	9 / 2009	10 / 2008	11 / 2007	12 / 2006	13 / 2005	14 / 2004	15 / 2003	16 / 2002	17 / 2001
M10	0.24	HYDRAULIC FLOAT NG PUMPS,12" OR LESS,TRANSPORTABLE		1.04	1.02	1.01	1.00	0.98	0.97												
M10	0.25	HYDRAULIC DREDGE PUMPS,12" OR LESS,TRANSPORTABLE		1.04	1.02	1.01	1.00	0.98													
M10	0.26	HYDRAULIC DREDGE / PUMP ATTACHMENTS		1.04	1.02	1.01	1.00	0.98													
M10	0.31	SMALL MECH DREDGES,CLAMSHELL,BARGE-MTD TO 5 CY		1.00	1.02	1.00	1.00	0.98	0.97	0.95	0.93	0.90	0.91	0.88	0.87	0.86					
M10	0.32	SMALL MECH DREDGES, AMPHIBIOUS EXCAVATORS		1.00	1.02	1.00	1.00	0.98	0.97	0.95											
M10	0.33	SMALL MECH DREDGES,HOE-MOUNTED DREDGING ATTACH		1.04	1.02	1.01	1.00	0.98	0.96	0.95	0.94	0.92	0.89	0.85	0.82	0.78	0.75				
M10	0.41	WORK FLOATS (SECTIONAL, NON-DREDG NG)		1.04	1.02	1.01	1.00	0.98													
M10	0.42	WORK BARGES (SECTIONAL, NON-DREDG NG)		1.04	1.02	1.01	1.00	0.98	0.97	0.95	0.94	0.92	0.90	0.86	0.83	0.79	0.76	0.73	0.69	0.66	0.65
M10	0.45	FLAT-DECK OR CARGO BARGE (NON-DREDGING)		1.03	1.02	1.01	1.00	0.99	0.97	0.96	0.95	0.92	0.91	0.87	0.84	0.80	0.77	0.75	0.71	0.68	0.67
M10	0.46	DUMP SCOW (NON-DREDGING)		1.03	1.02	1.01	1.00	0.99	0.97	0.96	0.95	0.92	0.91	0.87	0.84	0.80	0.77	0.75	0.71	0.68	0.67
M10	0.47	DRILL BARGE (NON-DREDG NG)		1.04	1.02	1.01	1.00	0.99	0.97	0.96	0.94	0.92	0.90	0.87	0.83	0.80	0.77	0.74	0.70	0.67	0.66
M10	0.48	ALL OTHER BARGES (NON-DREDGING)		1.04	1.02	1.01	1.00	0.99	0.97	0.96	0.94	0.92	0.90	0.87	0.83	0.80	0.77	0.74	0.70	0.67	0.66
M10	0.51	BOATS & LAUNCHES, 0 THRU 250 HP		1.04	1.02	1.01	1.00	0.98	0.96	0.95	0.94	0.92	0.89	0.85							
M10	0.53	BOATS & LAUNCHES, GREATER THAN 250 HP		1.04	1.02	1.01	1.00	0.98	0.97	0.95	0.94	0.92	0.90	0.86	0.83	0.79					
M10	0.54	TUGS, UNDER 1,000 HP		1.04	1.02	1.01	1.00	0.98	0.97	0.96	0.94	0.92	0.90	0.86	0.83	0.79	0.76	0.74	0.70	0.66	0.66

Table 3-1
Equipment Age Adjustment Factors for Ownership Cost

CATEGORY	SUB	REGION 3 TYPE OF EQUIPMENT	Life in Years = / Year Purchased New =	0 / 2018	1 / 2017	2 / 2016	3 / 2015	4 / 2014	5 / 2013	6 / 2012	7 / 2011	8 / 2010	9 / 2009	10 / 2008	11 / 2007	12 / 2006	13 / 2005	14 / 2004	15 / 2003	16 / 2002	17 / 2001
M10	0.55	TUGS, GREATER THAN 1,000 HP		1.04	1.02	1.01	1.00	0.99	0.97	0.96	0.94	0.92	0.90	0.87	0.83	0.80	0.77	0.74	0.70	0.67	0.66
P10	0.00	P LE HAMMER ACCESSOR ES - EXTRACTORS & BOX LEADS		1.02	1.03	1.01	1.00	0.98													
P20	0.00	P LE HAMMERS, DOUBLE ACTING																			
P20	0.10	P LE HAMMERS, DOUBLE ACTING - D ESEL		1.02	1.02	1.01	1.00	0.98													
P20	0.20	P LE HAMMERS, DOUBLE ACTING - PNEUMATIC (STEAM/A R)		1.02	1.02	1.01	1.00	0.98													
P25	0.00	P LE HAMMERS, S NGLE ACT NG																			
P25	0.10	P LE HAMMERS, SINGLE ACTING - DIESEL		1.02	1.02	1.01	1.00	0.98													
P25	0.20	P LE HAMMERS, SINGLE ACTING - PNEUMATIC (STEAM/A R)		1.02	1.02	1.01	1.00	0.99													
P30	0.00	P LE HAMMERS, DRIVER/ EXTRACTOR, V BRATORY		1.02	1.02	1.01	1.00	0.98													
P35	0.00	P PELAYERS		1.01	1.02	1.01	1.00	1.00	0.98	0.94	0.89	0.85	0.86								
P40	0.00	PLATFORMS & MAN-LIFTS		1.00	1.02	1.00	1.00	0.98	0.97												
P45	0.00	PUMPS, GROUT		1.02	1.02	1.01	1.00	0.99	0.97												
P50	0.00	PUMPS, WATER, CENTR FUGAL, TRASH																			
P50	0.11	ENGINE DRIVE		1.02	1.02	1.01	1.00	0.98	0.96												
P50	0.12	ELECTRIC DRIVE		1.02	1.02	1.01	1.00	0.98	0.96												

Table 3-1
Equipment Age Adjustment Factors for Ownership Cost

CATEGORY	SUB	REGION 3 TYPE OF EQUIPMENT	Life in Years = / Year Purchased New =	0 / 2018	1 / 2017	2 / 2016	3 / 2015	4 / 2014	5 / 2013	6 / 2012	7 / 2011	8 / 2010	9 / 2009	10 / 2008	11 / 2007	12 / 2006	13 / 2005	14 / 2004	15 / 2003	16 / 2002	17 / 2001
P50	0.21	WHEEL MOUNTED, ENG NE DRIVE		1.02	1.02	1.01	1.00	0.98	0.96												
P50	0.22	WHEEL MOUNTED, ELECTRIC DRIVE		1.02	1.02	1.01	1.00	0.98	0.96												
P50	0.31	PUMPS, WATER, CENTR FUGAL, TRASH - HOSES, PUMP, SUCTION & DISCHARGE		1.02	1.02	1.01	1.00														
P55	0.00	PUMPS, WATER, SUBMERSIBLE																			
P55	0.01	ENGINE DRIVE		1.02	1.02	1.01	1.00	0.98	0.96												
P55	0.02	ELECTRIC DRIVE		1.02	1.02	1.01	1.00	0.99	0.97												
P60	0.00	PUMPS, WATER, CENTR FUGAL, DEWATER NG																			
P60	0.11	SKID MOUNTED, ENGINE DRIVE		1.02	1.02	1.01	1.00	0.98	0.96												
P60	0.12	SKID MOUNTED, ELECTRIC DRIVE		1.02	1.02	1.01	1.00	0.99	0.97												
P60	0.21	WHEEL MOUNTED, ENGINE DRIVE		1.02	1.02	1.01	1.00	0.98	0.96												
P60	0.22	WHEEL MOUNTED, ELECTRIC DRIVE		1.02	1.02	1.01	1.00	0.99	0.97												
P65	0.00	PUMPS, WATER, DIAPHRAGM																			
P65	0.11	SKID MOUNTED, ENG NE DRIVE		1.02	1.02	1.01	1.00	0.98	0.96												
P65	0.12	SKID MOUNTED, ELECTRIC DRIVE		1.02	1.02	1.01	1.00	0.99	0.97												
P65	0.21	WHEEL MOUNTED, ENG NE DRIVE		1.02	1.02	1.01	1.00	0.98	0.96												

Table 3-1
Equipment Age Adjustment Factors for Ownership Cost

CATEGORY	SUB	REGION 3 TYPE OF EQUIPMENT	Life in Years = / Year Purchased New =	0 / 2018	1 / 2017	2 / 2016	3 / 2015	4 / 2014	5 / 2013	6 / 2012	7 / 2011	8 / 2010	9 / 2009	10 / 2008	11 / 2007	12 / 2006	13 / 2005	14 / 2004	15 / 2003	16 / 2002	17 / 2001
P65	0.22	WHEEL MOUNTED, ELECTRIC DRIVE		1.02	1.02	1.01	1.00	0.99	0.97												
P70	0.00	PUMPS, WATER (For core drills)																			
P70	0.01	PUMPS, WATER (For core drills) - ENGINE DRIVE		1.02	1.02	1.01	1.00	0.98	0.96												
P70	0.02	PUMPS, WATER (For core drills) - ELECTRIC DRIVE		1.02	1.02	1.01	1.00	0.98	0.96												
R10	0.00	R PPERS & HYDRAULIC BANK SLOPERS (Add cost for point wear)		1.01	1.02	1.01	1.00	0.99	0.98												
R15	0.00	ROLLERS, STATIC, TOWED, PNEUMATIC		1.06	1.03	1.02	1.00	0.98	0.94	0.92											
R20	0.00	ROLLERS, STATIC, TOWED, STEEL DRUM		1.06	1.03	1.02	1.00	0.98	0.94	0.92											
R30	0.00	ROLLERS, STATIC, SELF-PROPELLED																			
R30	0.01	PNEUMATIC		1.06	1.03	1.02	1.00	0.98	0.94												
R30	0.02	SMOOTH DRUM		1.06	1.03	1.02	1.00	0.98	0.94	0.92											
R30	0.03	TAMP NG FOOT, LANDFILL & SOIL COMPACTORS		1.06	1.03	1.02	1.00	0.98	0.94	0.92	0.89	0.86									
R40	0.00	ROLLERS, VIBRATORY, TOWED		1.06	1.03	1.02	1.00	0.98	0.94												
R45	0.00	ROLLERS, VIBRATORY, SELF-PROPELLED, DOUBLE DRUM		1.06	1.03	1.02	1.00	0.98	0.94												
R50	0.00	ROLLERS, VIBRATORY, SELF-PROPELLED, S NGLE DRUM		1.07	1.03	1.02	1.00	0.97	0.93												
R55	0.00	ROOFING EQUIPMENT		1.02	1.02	1.01	1.00	0.99													

Table 3-1
Equipment Age Adjustment Factors for Ownership Cost

CATEGORY	SUB	REGION 3 TYPE OF EQUIPMENT	Life in Years = / Year Purchased New =	0 / 2018	1 / 2017	2 / 2016	3 / 2015	4 / 2014	5 / 2013	6 / 2012	7 / 2011	8 / 2010	9 / 2009	10 / 2008	11 / 2007	12 / 2006	13 / 2005	14 / 2004	15 / 2003	16 / 2002	17 / 2001
S10	0.00	SCRAPERS, ELEVATING																			
S10	0.01	0 THRU 200 HP		1.00	1.02	1.02	1.00	0.98	0.96	0.92											
S10	0.02	OVER 200 HP		1.00	1.02	1.02	1.00	0.98	0.96	0.92	0.82	0.78									
S15	0.00	SCRAPERS, CONVENTIONAL		1.00	1.02	1.02	1.00	0.98	0.96	0.93	0.83	0.80	0.78	0.73							
S20	0.00	SCRAPERS, TANDEM POWERED		1.00	1.02	1.02	1.00	0.98	0.96	0.93	0.83	0.80	0.78	0.73							
S25	0.00	SCRAPERS, TRACTOR DRAWN		1.00	1.02	1.02	1.00	0.98	0.96	0.92	0.83	0.79									
S30	0.00	SCREENING & CRUSH NG PLANTS																			
S30	0.10	CONVEYORS		1.02	1.02	1.01	1.00	0.99	0.97	0.94											
S30	0.20	CRUSHERS - VERTICAL & HORIZONTAL SHAFT MPACTOR		1.02	1.02	1.01	1.00	0.99	0.97	0.94	0.90	0.87	0.87	0.84	0.82	0.80	0.76	0.71	0.69	0.67	
S30	0.21	CRUSHERS - CONE		1.02	1.02	1.01	1.00	0.99	0.97	0.94	0.90	0.87	0.87	0.84	0.82	0.80	0.76	0.71	0.69	0.67	
S30	0.22	CRUSHERS - JAW		1.02	1.02	1.01	1.00	0.99	0.97	0.94	0.90	0.87	0.87	0.84	0.82	0.80	0.76	0.71	0.69	0.67	
S30	0.30	SCREEN NG PLANT		1.02	1.02	1.01	1.00	0.99	0.97	0.94											
S35	0.00	SNOW REMOVAL EQUIPMENT		1.02	1.02	1.01	1.00	0.98	0.96												
S40	0.00	SO L & ROAD STAB LIZERS		1.00	1.02	1.02	1.00	0.98	0.96	0.92											
S45	0.00	SPLITTERS, ROCK & CONCRETE		1.02	1.02	1.01	1.00	0.98													

Table 3-1
Equipment Age Adjustment Factors for Ownership Cost

CATEGORY	SUB	REGION 3 TYPE OF EQUIPMENT	Life in Years = / Year Purchased New =	0 / 2018	1 / 2017	2 / 2016	3 / 2015	4 / 2014	5 / 2013	6 / 2012	7 / 2011	8 / 2010	9 / 2009	10 / 2008	11 / 2007	12 / 2006	13 / 2005	14 / 2004	15 / 2003	16 / 2002	17 / 2001
T10	0.00	TRACTOR BLADES & ATTACHMENTS (including agricultural)		1.01	1.02	1.01	1.00	1.00	0.98	0.94											
T15	0.00	TRACTORS, CRAWLER (DOZER) (includes blade)																			
T15	0.01	0 THRU 225 HP		1.02	1.02	1.01	1.00	0.99	0.98	0.94											
T15	0.02	226 HP THRU 425 HP		1.02	1.02	1.01	1.00	0.99	0.98	0.94	0.89	0.84									
T15	0.03	OVER 425 HP		1.01	1.02	1.01	1.00	1.00	0.98	0.94	0.89	0.85	0.86	0.83							
T20	0.00	TRACTORS, WHEEL TYPE (DOZER)		1.06	1.03	1.02	1.00	0.98	0.94	0.92	0.89	0.86	0.86								
T25	0.00	TRACTORS, AGRICULTURAL																			
T25	0.10	CRAWLER		1.06	1.03	1.02	1.00	0.98	0.94	0.92											
T25	0.20	WHEEL		1.06	1.03	1.02	1.00	0.98	0.94												
T30	0.00	TRENCHERS, CHAIN TYPE CUTTER		1.06	1.03	1.02	1.00	0.98	0.94												
T35	0.00	TRENCHERS, WHEEL TYPE CUTTER		1.06	1.03	1.02	1.00	0.98	0.94												
T40	0.00	TRUCK OPTIONS																			
T40	0.10	CRANES / HOISTS, PERSONNEL & MATERIAL HANDL NG		1.02	1.02	1.01	1.00	0.98	0.96												
T40	0.20	DUMP BODY, REAR		1.02	1.02	1.01	1.00	0.99	0.97												
T40	0.30	FLATBEDS, WITH SIDES		1.02	1.02	1.01	1.00	0.98	0.96												

Table 3-1
Equipment Age Adjustment Factors for Ownership Cost

CATEGORY	SUB	REGION 3 TYPE OF EQUIPMENT	Life in Years = / Year Purchased New =	0 / 2018	1 / 2017	2 / 2016	3 / 2015	4 / 2014	5 / 2013	6 / 2012	7 / 2011	8 / 2010	9 / 2009	10 / 2008	11 / 2007	12 / 2006	13 / 2005	14 / 2004	15 / 2003	16 / 2002	17 / 2001
T40	0.41	HOIST, ELECTRIC DRIVE		1.02	1.02	1.01	1.00	0.98	0.96												
T40	0.50	TRANSIT MIXERS		1.02	1.02	1.01	1.00	0.99	0.97												
T40	0.60	WATER TANKS		1.02	1.02	1.01	1.00	0.98	0.96												
T40	0.70	ALL OTHER OPTIONS		1.02	1.02	1.01	1.00	0.98	0.96												
T45	0.00	TRUCK TRAILERS																			
T45	0.10	BOTTOM DUMP		1.02	1.02	1.01	1.00	0.99	0.97	0.94											
T45	0.20	END / SIDE DUMP		1.02	1.02	1.01	1.00	0.99	0.97	0.94											
T45	0.30	PUP TRA LER		1.02	1.02	1.01	1.00	0.99	0.97												
T45	0.41	LOWBOY, RIGID NECK, DROP DECK		1.02	1.02	1.01	1.00	0.99	0.97	0.94											
T45	0.50	FLATBED TRAILER		1.02	1.02	1.01	1.00	0.99	0.97	0.94											
T45	0.60	MISCELLANEOUS / UT LITY		1.02	1.02	1.01	1.00	0.99	0.97	0.94											
T45	0.70	WATER TANKER TRAILER		1.02	1.02	1.01	1.00	0.98	0.96	0.93											
T45	0.80	DECONTAM NATION FACILITY		1.02	1.02	1.01	1.00	0.98	0.96												
T45	0.90	TANK TRAILERS		1.02	1.02	1.01	1.00	0.98	0.96	0.93											
T50	0.00	TRUCKS, HIGHWAY (Add attachments as required)																			

Table 3-1
Equipment Age Adjustment Factors for Ownership Cost

CATEGORY	SUB	REGION 3 TYPE OF EQUIPMENT	Life in Years = / Year Purchased New =	0 / 2018	1 / 2017	2 / 2016	3 / 2015	4 / 2014	5 / 2013	6 / 2012	7 / 2011	8 / 2010	9 / 2009	10 / 2008	11 / 2007	12 / 2006	13 / 2005	14 / 2004	15 / 2003	16 / 2002	17 / 2001
T50	0.01	0 THRU 10,000 GVW		1.01	1.04	1.02	1.00	0.98	0.96												
T50	0.02	OVER 10,000 THRU 30,000 GVW (Chassis only - Add options)		1.01	1.04	1.02	1.00	0.98	0.96	0.93											
T50	0.03	OVER 30,000 GVW (Chassis only - Add options)		1.01	1.03	1.02	1.00	0.98	0.96	0.93	0.86	0.83									
T55	0.00	TRUCKS, OFF-HIGHWAY																			
T55	0.10	RIG D FRAME		1.04	1.02	1.01	1.00	0.98	0.96	0.95	0.93	0.91	0.91	0.89	0.86	0.83	0.79				
T55	0.20	ARTICULATED FRAME		1.05	1.02	1.01	1.00	0.98	0.96	0.95	0.93	0.91									
T56	0.00	TRUCKS,OFF-HIGHWAY/PR ME MOVER TRACTORS & WAGONS																			
T56	0.10	PRIME MOVER TRACTORS		1.04	1.02	1.01	1.00	0.98	0.96	0.95	0.93	0.91	0.91	0.89	0.86	0.83	0.79				
T56	0.20	WAGONS, BOTTOM DUMP		1.05	1.02	1.01	1.00	0.98	0.96	0.95	0.92	0.91	0.90	0.88							
T56	0.30	WAGONS, REAR DUMP		1.05	1.02	1.01	1.00	0.98	0.96	0.95	0.92	0.91									
T57	0.00	TRUCKS, VACUUM		1.02	1.02	1.01	1.00	0.99	0.97	0.94											
T60	0.00	TRUCKS, WATER, OFF-HIGHWAY		1.05	1.02	1.01	1.00	0.98	0.96	0.95	0.92	0.91									
T65	0.00	TUNNEL/M NING EQUIPMENT																			
T65	0.10	DRIFT NG & TUNNELING DRILLS		1.04	1.02	1.01	1.00	0.98	0.96	0.95	0.92	0.88	0.87								
T65	0.20	TUNNEL BORING MACH NES		1.02	1.02	1.01	1.00	0.99	0.97	0.94	0.90	0.87	0.87	0.84	0.81	0.78					

Table 3-1
Equipment Age Adjustment Factors for Ownership Cost

CATEGORY	SUB	REGION 3 TYPE OF EQUIPMENT	Life in Years = / Year Purchased New =	0 / 2018	1 / 2017	2 / 2016	3 / 2015	4 / 2014	5 / 2013	6 / 2012	7 / 2011	8 / 2010	9 / 2009	10 / 2008	11 / 2007	12 / 2006	13 / 2005	14 / 2004	15 / 2003	16 / 2002	17 / 2001
T65	0.30	PRODUCTION DR LL NG RIGS		1.04	1.02	1.01	1.00	0.98	0.96	0.95	0.92	0.88									
T65	0.40	ROADHEADERS & CONT NUOUS MINERS		1.02	1.02	1.01	1.00	0.99	0.97	0.94	0.90	0.87	0.86	0.84							
T65	0.50	ROCK BOLT NG EQU PMENT		1.02	1.02	1.01	1.00	0.99	0.97	0.94											
T65	0.61	LOADING & HAUL NG EQUIPMENT, DIESEL OR GAS		1.02	1.02	1.01	1.00	0.99	0.97	0.94	0.89	0.86									
T65	0.62	LOADING & HAUL NG EQUIPMENT, ELECTRIC		1.02	1.02	1.01	1.00	0.99	0.97	0.94	0.89	0.86	0.86								
T65	0.63	LOADING & HAUL NG EQUIPMENT, AIR-POWERED		1.02	1.02	1.01	1.00	0.98	0.96	0.93											
T65	0.70	LOCOMOTIVES		1.02	1.02	1.01	1.00	0.99	0.97	0.94	0.89	0.86									
T65	0.90	OTHER TUNNELING EQUIPMENT		1.02	1.02	1.01	1.00	0.99	0.97	0.94											
W10	0.00	WAGONS, BOTTOM DUMP		1.05	1.02	1.01	1.00	0.98	0.96	0.95	0.93	0.91									
W15	0.00	WAGONS, REAR DUMP		1.05	1.02	1.01	1.00	0.98	0.96	0.95	0.93	0.91									
W25	0.00	WATER & CO2 BLASTERS																			
W25	0.10	LOW PRESSURE, (< 5,000 PSI)		1.02	1.02	1.01	1.00														
W25	0.20	HIGH PRESSURE, (>= 5,000 PSI)		1.02	1.02	1.01	1.00														
W25	0.30	STEAM CLEANERS		1.02	1.02	1.01	1.00														
W25	0.40	CO2 BLASTERS		1.02	1.02	1.01	1.00	0.98													

Table 3-1
Equipment Age Adjustment Factors for Ownership Cost

CATEGORY	SUB	REGION 3 TYPE OF EQUIPMENT	Life in Years = / Year Purchased New =	0 / 2018	1 / 2017	2 / 2016	3 / 2015	4 / 2014	5 / 2013	6 / 2012	7 / 2011	8 / 2010	9 / 2009	10 / 2008	11 / 2007	12 / 2006	13 / 2005	14 / 2004	15 / 2003	16 / 2002	17 / 2001
W25	0.50	WET ABRASIVE BLAST NG SYSTEM (TORBO)		1.02	1.03	1.01	1.00	0.98	0.96	0.92											
W30	0.00	WATER TANKS																			
W30	0.10	PORTABLE WITH WHEELS		1.05	1.02	1.01	1.00	0.98	0.96	0.95	0.92	0.91									
W30	0.20	SKID MOUNTED		1.05	1.02	1.01	1.00	0.98	0.96	0.95	0.92	0.91									
W35	0.00	WELDERS																			
W35	0.10	ENGINE DRIVEN		1.02	1.02	1.01	1.00	0.98	0.96												
W35	0.20	ELECTRIC DRIVEN		1.02	1.02	1.01	1.00	0.98													

TOTAL HOURLY OPERATING RATE CALCULATION FOR OVERAGE EQUIPMENT

EXAMPLE

Assume the following set of given information for the rate calculation example:

1. The unit of equipment is not listed in table 2-1.

2. The equipment is contractor owned.

3. Data for the unit in question:

   a. Caterpillar front-end wheel loader
   b. Model 950-G, 4WD, 3.5 CY capacity
   c. Serial number indicates year of manufacture = 2004
   d. Actual purchase price in 2004 = $222,151
      (Includes all regional discounts, sales tax, and freight.)
   e. Horsepower is 180 hp. Fuel is Diesel Off-Road.
   f. Drive Tire (DT) size = 23.50 x 25, 16 ply, L-3 (appendix F, tire code ANNB5)
      DT cost (2018) = 4 tires x $3,752.00/tire = $ 15,008.00
   g. Weight = 39,200 lbs

4. Table 3-1, Age Adjustment Factors for Ownership Costs:

   a. Category = L40 Subcategory = 0.11
   b. The year corresponding to the last age adjustment factor = 2012.

5. Adjust the actual purchase price:

   a. Economic Indices from appendix E (wheel loaders EK = 45)
      (1) For 2012 (first year of economic life), the economic index 7464
      (2) For 2004 (year of manufacture, the economic index is = 5857

   b. Purchase price (total equipment value (TEV) indexed to 2012 (first year of economic life)): (Purchase price includes discount, sales tax, and freight for this region).

      (7,464 / 5,857) x $ 222,151.00 = **$ 283,103.14** (= 2012 purchase price)

6. Hourly rate is computed as follows, consistent with figure 2-1, Equipment Rate Computation Worksheet.

Figure 3-1. Total Hourly Operating Rate Calculation for Overage Equipment

Example: The piece of equipment shown is based on a known piece of equipment for illustration purposes only.

Use this worksheet to compute an hourly rate for equipment that is not in this pamphlet, or is in the pamphlet but not equivalent in size, capacity, horsepower, or value (see appendix A for a blank form).

REGION 3

1. EQUIPMENT INFORMATION AND EXPENSE FACTORS ID No: _____

a.

(1) Equipment Description	LOADERS, FRONT END, WHEEL TYPE - ARTICULATED, 0 THRU 225 HP
(2) Model and Series	Caterpillar Model 950G
(3) Present Year or Year of Use	2018
(4) Year Manufactured	2004 indexed to 2012
(5) Horsepower - Equipment	180 hp
(6) Horsepower - Carrier	0 hp
(7) Fuel - Equipment	Diesel Off-Road
Fuel - Carrier	None
(8) Shipping Weight (cwt)	392 cwt

(9) Tire size and number of tires: (Cost of tires based on present year; see 1.a (3) and app. F):

	Size/Ply	App F Code	No.	Unit Price	Cost
(a) Front (FT)					$ -
(b) Drive (DT)	23.50 x 25	ANNB5	4	$ 3,752.00	$ 15,008.00
(c) Trailing (TT)					$ -
(d) **Total Tire Cost**					**$ 15,008.00**

(10) List Price + Accessories

[at Year of Manufacture] $ - OR Actual Purchase Price: $ 283,103.14

USE APPENDIX D TO OBTAIN THE FOLLOWING DATA:

b. Category and Subcategory	L40	0.11
c. Hourly Expense Calculation Factors		
(1) Economic Key (EK)		45
(2) Operating Condition (C): A = Average, D = Difficult, S = Severe	A -	AVERAGE
(3) Discount Code (DC): B = 7.5%, S = 15%	B -	7.5%
(4) Life in Hours		9,250
(5) Salvage Value Percentage		25%
(6) Fuel Factor - Equipment		0.031
(7) Fuel Factor - Carrier		0.000
(8) Filter, Oil, and Grease (FOG)		0.111
(9) Tire Wear Factor		
(a) Front (FT)		0.88
(b) Drive (DT)		0.58
(c) Trailing (TT)		0.98
(10) Repair Cost Factor (RCF)		0.70

Figure 3-1. Total Hourly Operating Rate Calculation for Overage Equipment
Page 1 of 6

REGION 3

2. EQUIPMENT VALUE

a. List Price + Accessories (at year of manufacture) = $ -

(1) Discount (List Price + Accessories) x Discount Code

{1.a (10)} {1.c (3)}

($ - + $ -) x 7.5% = $ -

(2) Subtotal {2.a} - {2.a (1)} Subtotal = $ -

(3) Sales or Import Tax Subtotal x Tax Rate

{2.a (2)} {appendix B}

$ - x 7.65% = $ -

(4) Total Discounted Price: Subtotal 2.a (2) + 2.a (3) Subtotal = $ -

b. Freight Shipping Weight x Freight Rate per cwt

{1.a (8)} {appendix B}

392 cwt x $ 7.44 = $ -

c. **TOTAL EQUIPMENT VALUE (TEV):** **TOTAL [2]** = **$ 283,103.14**

{2.a (4)} + {2.b} OR actual purchase price {1.a (10)} Indexed to 2012

(See chapter 3 for used and overage equipment rate adjustments.)

---

3. DEPRECIATION PERIOD (N)

a. LIFE / Working Hours Per Year (WHPY) = N

{1.c (4)} {appendix B}

9,250 / 1490 = 6.21 years (N)

---

4. OWNERSHIP COST

a. Depreciation

(1) Tire Cost Index (TCI) (USE EK = 100 in appendix E)

Tire Index, Year of Manufacture / Tire Index, Year of Use Tire Cost Index

{1.a (4)} {1.a (3)} (TCI)

4062 / 3864 = 1.051

(2) [TEV x (1 - SLV) - (TCI x Tire Cost)] / Life

{2.c} {1.c (5)} {4.a (1)} {1.a (9)(d)} {1.c (4)}

$ 283,103.14 x (1.0-0.25) - (1.051 x $15,008)] / 9,250 hrs = $21.25/hr

Figure 3-1. Total Hourly Operating Rate Calculation for Overage Equipment
Page 2 of 6

REGION 3

4. OWNERSHIP COST (Continued)

b. Facilities Capital Cost of Money (FCCM)

(1)	[(N - 1.0)	x	(1 + SLV)	+ 2.0]	/	(2.0 x N)	=	Average Value Factor
	{3.a}		{1.c.5}			{3.a}		(AVF)
	[(6.21 yr - 1.0)	x	(1.0 + 0.25)	+ 2.0]	/	(2.0 x 6.21 yr)	=	0.685

(2)	TEV	x	AVF	x	Adjusted Cost of Money	/	WHPY		
	{2.c}		{4.b (1)}		{appendix B}		{appendix B}		
$	283,103.14	x	0.685	x	2.80%	/	1,490 hr/yr	=	$3.64/hr

c. **TOTAL HOURLY OWNERSHIP COST** **TOTAL [4] = $24.89/hr**
{4.a (2)} + {4.b (2)}

---

5. OPERATING COST

a. Fuel Costs

(1) Equipment

Fuel Factor	x	Horsepower	x	Fuel Cost Per Gallon		
{1.c (6)}		{1.a (5)}		{appendix B}		
0.031	x	180 hp	x	$2.39/gal	=	$13.34/hr

(2) Carrier

Fuel Factor	x	Horsepower	x	Fuel Cost Per Gallon		
{1.c (7)}		{1.a (6)}		{appendix B}		
0.000	x	0 hp	x	$2.88/gal	=	$0.00/hr

(3) Total Hourly Fuel Cost
{5.a (1)} + {5.a (2)} **Total [5.a] = $13.34/hr**

b. FOG Cost

(1) Equipment

FOG Factor	x	Equipment Hourly Fuel Cost	x	Labor Adjustment Factor LAF		
{1.c (8)}		{5.a (1)}		{appendix B}		
0.111	x	$13.34/hr	x	0.89	=	$1.32/hr

Figure 3-1. Total Hourly Operating Rate Calculation for Overage Equipment
Page 3 of 6

REGION 3

5. OPERATING COST (Continued)

(2) Carrier

FOG Factor	x	Carrier Hourly Fuel Cost	x	LAF		
{1.c (8)}		{5.a (2)}		{appendix B}		
0.110	x	$0.00/hr	x	0.89	=	$0.00/hr

(3) Total Hourly FOG Cost

{5.b (1)} + {5.b (2)} **Total [5.b] = $1.32/hr**

c. Alternative Fuel/FOG Cost **Total [5.c] = $0.00/hr**

(See chapter 2, paragraph 2.24.d for guidance on when to use.)

d. Repair Cost

(1) Economic Adjustment Factor (EAF)

EK is from {1.c (1)}

Economic Index, Year of Use	/	Economic Index, Year of Manufacture		
{1.a (3)}		{1.a (4)}		
appendix E, EK = {1.c (1)}		appendix E, EK = {1.c (1)}		
7924	/	7464	=	1.062

(See table 3-1 for last year of economic life.)

(2) Repair Factor (RF)

RCF	x	EAF	x	LAF		
{1.c (10)}		{5.d (1)}		{appendix B}		
0.70	x	1.062	x	0.89	=	0.662

(3) Repair Cost

[TEV	-	(TCI	x	Tire Cost)]	x	RF	/	LIFE
{2.c}		{4.a (1)}		{1.a (9)(d)}		{5.d (2)}		
[$283,103	-	(1.051	x	$15,008.00)]	x	0.662	/	9,250

(4) Total Hourly Repair Cost **Total [5.d] = $19.13/hr**

Figure 3-1. Total Hourly Operating Rate Calculation for Overage Equipment
Page 4 of 6

REGION 3

5. OPERATING COST (Continued)

e. Tire Wear Cost (Use current price levels. See appendix F.)

(1) Front Tires (FT)

(1.5 x FT Cost)	/	(1.8 x FT Wear Factor	x	Maximum Tire Life Hours)			
{1.a (9)(a)}		{1.c (9)(a)}		{appendix F}			
(1.5 x $0)	/	(1.8 x 0.88	x	3,000 hr)	=	$0.00/hr	

(2) Drive Tires (DT)

(1.5 x DT Cost)	/	(1.8 x DT Wear Factor	x	Maximum Tire Life Hours)		
{1.a (9)(b)}		{1.c (9)(b)}		{appendix F}		
(1.5 x $15,008)	/	(1.8 x 0.58	x	3,000 hr)	=	$7.19/hr

(3) Trailing Tires (TT)

(1.5 x TT Cost)	/	(1.8 x TT Wear Factor	x	Maximum Tire Life Hours)		
{1.a (9)(c)}		{1.c (9)(c)}		{appendix F}		
(1.5 x $0)	/	(1.8 x 0.98	x	0 hr)	=	$0.00/hr

(4) Total Tire Wear Cost **Total [5.e] = $7.19/hr**

f. Tire Repair Cost

Total Tire Wear Cost/Hour	x	(0.15 x LAF)		
{5.e (4)}		{appendix B}		
$7.19/hr	x	(0.15 x 0.89)	**Total [5.f] =**	**$0.96/hr**

g. TOTAL HOURLY OPERATING COST

Sum {5.a} through {5.f} **Total [5] = $41.94/hr**

Figure 3-1. Total Hourly Operating Rate Calculation for Overage Equipment
Page 5 of 6

REGION 3

a. Total Hourly Rate: (Based on 40 hours per week).

Ownership Cost	+	Operating Cost		
{4.c}		{5.g}		
$24.89/hr	+	$41.94/hr	=	**$66.83/hr**

---

b. Other Work Shifts Hourly Rate:

(Refer to chapter 3, Adjustments to Rates, for methodology.)

Depreciation	+	(FCCM	x	40 hr/wk	/	Work hr/wk)	+	Operating Cost		
{4.a (2)}		{4.b (2)}						{5.g}		
$21.25/hr	+	($3.64/hr	x	40 hr/wk	/	60 hr/wk)	+	$41.94/hr	=	**$65.62/hr**
				(Example: 60 hr/wk)						

---

c. Standby Hourly Rate:

(Refer to chapter 2, paragraph 2.28 for guidance on use.)

(Depreciation	x	0.50)	+	FCCM		
{4.a (2)}				{4.b (2)}		
($0.00/hr	x	0.50)	+	$0.00/hr	=	**$0.00/hr**

(Refer to chapter 3, paragraph 3.12 for guidance for overage equipment.)

See chapter 3 if rate adjustments are necessary.

Figure 3-1. Total Hourly Operating Rate Calculation for Overage Equipment
Page 6 of 6

Table 3-2
Equipment Age Adjustment Factors for Standby Costs

The factors in this table are used when the age of a unit of equipment is other than the age of the equipment listed in table 2-1.

These factors are multiplied by the hourly standby costs shown in table 2-1 and result in a standby rate adjusted for the actual age of the equipment being considered.

When the actual “life” in hours of the unit of equipment has exceeded the economic life given in appendix D, the age will be determined as discussed in chapter 3.

Refer to chapter 3 as follows:

3.13. Rate Adjustments Overage Equipment Standby

Table 3-2
Equipment Age Adjustment Factors for Standby Cost

CATEGORY	SUB	REGION 3 TYPE OF EQUIPMENT	Life in Years = / Year Purchased New =	0 / 2018	1 / 2017	2 / 2016	3 / 2015	4 / 2014	5 / 2013	6 / 2012	7 / 2011	8 / 2010	9 / 2009	10 / 2008	11 / 2007	12 / 2006	13 / 2005	14 / 2004	15 / 2003	16 / 2002	17 / 2001
A10	0.00	AGGREGATE / CHIP SPREADERS																			
A10	0.10	SELF PROPELLED		1.06	1.05	1.03	1.00	1.00	0.97	0.95	0.92	0.90	0.89	0.86	0.82	0.79	0.75	0.71	0.71	0.71	0.71
A10	0.20	TOWED & TAILGATE		1.06	1.05	1.03	1.00	1.00	0.97	0.95	0.92	0.89	0.89	0.86	0.82	0.79	0.75	0.70	0.71	0.71	0.71
A15	0.00	AIR COMPRESSORS																			
A15	0.10	ROTARY SCREW		1.05	1.02	1.00	1.00	0.98	0.95	0.91	0.87	0.80	0.80	0.75	0.70	0.66	0.64	0.61	0.60	0.60	0.61
A15	0.20	SHOP TYPE		1.04	1.02	1.00	1.00	0.98	0.96	0.91	0.88	0.81	0.81	0.76	0.71	0.68	0.65	0.63	0.62	0.62	0.63
A20	0.00	AIR HOSE, TOOLS & EQUIPMENT																			
A20	0.10	AIR DRILL HOSE		1.04	1.01	1.00	1.00	0.98	0.96	0.92	0.89	0.82	0.82	0.77	0.73	0.70	0.67	0.65	0.65	0.64	0.65
A20	0.20	SANDBLAST HOSE		1.04	1.01	1.00	1.00	0.98	0.96	0.92	0.89	0.82	0.82	0.77	0.73	0.70	0.67	0.65	0.65	0.64	0.65
A20	0.30	SANDBLASTERS, BREAKERS, & MISC. AIR TOOLS		1.04	1.02	1.00	1.00	0.98	0.96	0.92	0.88	0.82	0.81	0.77	0.72	0.69	0.66	0.63	0.63	0.63	0.63
A25	0.00	ASPHALT PAVING DISTRIBUTORS		1.06	1.04	1.03	1.00	1.00	0.97	0.96	0.93	0.90	0.90	0.87	0.84	0.81	0.77	0.73	0.73	0.73	0.73
A30	0.00	ASPHALT PAVERS & MISCELLANEOUS ROAD EQUIPMENT																			
A30	0.10	SELF PROPELLED		1.06	1.04	1.03	1.00	1.00	0.97	0.95	0.93	0.90	0.90	0.86	0.83	0.80	0.77	0.72	0.72	0.72	0.72
A30	0.20	TOWED		1.06	1.05	1.03	1.00	1.00	0.97	0.95	0.92	0.90	0.89	0.86	0.82	0.80	0.76	0.71	0.71	0.72	0.71
A30	0.30	SLURRY SEAL PAVERS (Cold mix)		1.06	1.05	1.03	1.00	1.00	0.97	0.95	0.93	0.90	0.90	0.86	0.83	0.80	0.76	0.72	0.72	0.72	0.72

Table 3-2
Equipment Age Adjustment Factors for Standby Cost

CATEGORY	SUB	REGION 3 TYPE OF EQUIPMENT	Life in Years = / Year Purchased New =	0 / 2018	1 / 2017	2 / 2016	3 / 2015	4 / 2014	5 / 2013	6 / 2012	7 / 2011	8 / 2010	9 / 2009	10 / 2008	11 / 2007	12 / 2006	13 / 2005	14 / 2004	15 / 2003	16 / 2002	17 / 2001
A30	0.40	MISCELLANEOUS ROAD EQUIPMENT		1.06	1.05	1.03	1.00	1.00	0.97	0.95	0.92	0.90	0.89	0.86	0.82	0.80	0.76	0.71	0.71	0.72	0.71
A35	0.00	ASPHALT PAVING KETTLES		1.06	1.05	1.03	1.00	1.00	0.97	0.95	0.92	0.89	0.89	0.86	0.82	0.79	0.75	0.70	0.71	0.71	0.71
A40	0.00	ASPHALT & CONCRETE MILLERS / PROFILERS / PLANERS / ROTARY GRINDERS		1.06	1.05	1.03	1.00	1.00	0.97	0.95	0.92	0.89	0.89	0.86	0.82	0.79	0.75	0.70	0.71	0.71	0.71
A45	0.00	ASPHALT RECYCLERS & SEALERS		1.07	1.05	1.03	1.00	1.00	0.97	0.95	0.92	0.89	0.89	0.85	0.82	0.79	0.75	0.70	0.70	0.70	0.70
B10	0.00	BATCH PLANTS, ASPHALT & CONCRETE																			
B10	0.10	ASPHALT		1.06	1.05	1.03	1.00	1.00	0.97	0.95	0.92	0.90	0.89	0.86	0.82	0.79	0.75	0.71	0.71	0.71	0.71
B10	0.20	CONCRETE		1.06	1.05	1.03	1.00	1.00	0.97	0.95	0.92	0.90	0.89	0.86	0.82	0.79	0.75	0.71	0.71	0.71	0.71
B10	0.30	PUGMILL		1.06	1.05	1.03	1.00	1.00	0.97	0.95	0.92	0.90	0.89	0.86	0.82	0.80	0.76	0.71	0.71	0.72	0.71
B15	0.00	BROOMS, STREET SWEEPERS & FLUSHERS		1.02	1.02	1.01	1.00	0.99	0.97	0.94	0.90	0.87	0.87	0.84	0.81	0.79	0.76	0.71	0.68	0.67	0.66
B20	0.00	BRUSH CHIPPERS		1.02	1.02	1.01	1.00	0.99	0.97	0.94	0.90	0.87	0.87	0.84	0.81	0.79	0.76	0.71	0.68	0.67	0.66
B25	0.00	BUCKETS, CLAMSHELL		1.00	1.02	1.00	1.00	0.98	0.97	0.95	0.94	0.91	0.91	0.89	0.88	0.87	0.82	0.77	0.75	0.73	0.68
B30	0.00	BUCKETS, CONCRETE																			
B30	0.10	GENERAL PURPOSE, MANUAL TRIP		1.00	1.01	1.00	1.00	0.98	0.97	0.95	0.94	0.91	0.91	0.89	0.88	0.87	0.82	0.78	0.76	0.74	0.69
B30	0.20	LAYDOWN		1.00	1.01	1.00	1.00	0.98	0.97	0.95	0.94	0.91	0.91	0.89	0.88	0.87	0.82	0.78	0.76	0.74	0.69
B30	0.30	LOWBOY		1.00	1.01	1.00	1.00	0.98	0.97	0.95	0.94	0.91	0.91	0.89	0.88	0.87	0.82	0.78	0.76	0.74	0.69

Table 3-2
Equipment Age Adjustment Factors for Standby Cost

CATEGORY	SUB	REGION 3 TYPE OF EQUIPMENT	Life in Years = / Year Purchased New =	0 / 2018	1 / 2017	2 / 2016	3 / 2015	4 / 2014	5 / 2013	6 / 2012	7 / 2011	8 / 2010	9 / 2009	10 / 2008	11 / 2007	12 / 2006	13 / 2005	14 / 2004	15 / 2003	16 / 2002	17 / 2001
B30	0.40	LOW SLUMP		1.00	1.01	1.00	1.00	0.98	0.97	0.95	0.94	0.91	0.91	0.89	0.88	0.87	0.82	0.78	0.76	0.74	0.69
B35	0.00	BUCKETS, DRAGLINE																			
B35	0.10	LIGHT WEIGHT		1.00	1.02	1.00	1.00	0.98	0.97	0.95	0.94	0.91	0.91	0.89	0.88	0.87	0.82	0.77	0.75	0.73	0.68
B35	0.20	MEDIUM WEIGHT		1.00	1.02	1.00	1.00	0.98	0.97	0.95	0.94	0.91	0.91	0.89	0.88	0.87	0.82	0.77	0.75	0.73	0.68
B35	0.30	HEAVY WEIGHT		1.00	1.02	1.00	1.00	0.98	0.97	0.95	0.94	0.91	0.91	0.89	0.88	0.87	0.82	0.77	0.75	0.73	0.68
C05	0.00	CHAIN SAWS		1.02	1.02	1.01	1.00	0.99	0.97	0.94	0.90	0.87	0.87	0.84	0.81	0.79	0.75	0.70	0.67	0.66	0.65
C10	0.00	COMPACTORS, WALK-BEHIND OR REMOTE CONTROLLER																			
C10	0.10	COMPACTORS, RAMMERS / TAMPERS & VIBRATORY PLATES		1.01	1.02	1.01	1.00	0.99	0.97	0.94	0.91	0.88	0.87	0.85	0.82	0.80	0.76	0.72	0.69	0.68	0.67
C10	0.20	ROLLERS, VIBRATORY		1.02	1.02	1.01	1.00	0.99	0.97	0.94	0.90	0.86	0.86	0.83	0.80	0.78	0.74	0.69	0.66	0.65	0.64
C15	0.00	CONCRETE CLEANERS / ABRASIVE BLASTERS																			
C15	0.10	WALK BEHIND		1.02	1.02	1.01	1.00	0.98	0.96	0.93	0.89	0.86	0.85	0.82	0.79	0.77	0.73	0.67	0.64	0.63	0.62
C15	0.20	TRUCK/TRAILER MOUNTED		1.02	1.02	1.01	1.00	0.99	0.97	0.94	0.89	0.86	0.86	0.83	0.80	0.77	0.73	0.68	0.65	0.64	0.63
C20	0.00	CONCRETE BUGGIES		1.02	1.02	1.01	1.00	0.98	0.96	0.93	0.89	0.86	0.85	0.82	0.79	0.77	0.73	0.67	0.64	0.63	0.62
C25	0.00	CONCRETE FINISHERS/SCREEDS/SPREADERS																			
C25	0.10	FINISHERS/TROWELS		1.02	1.02	1.01	1.00	0.99	0.97	0.94	0.89	0.86	0.85	0.82	0.79	0.77	0.73	0.67	0.64	0.63	0.62

Table 3-2
Equipment Age Adjustment Factors for Standby Cost

CATEGORY	SUB	REGION 3 TYPE OF EQUIPMENT	Life in Years = / Year Purchased New =	0 / 2018	1 / 2017	2 / 2016	3 / 2015	4 / 2014	5 / 2013	6 / 2012	7 / 2011	8 / 2010	9 / 2009	10 / 2008	11 / 2007	12 / 2006	13 / 2005	14 / 2004	15 / 2003	16 / 2002	17 / 2001
C25	0.20	VIBRATORY SCREED		1.02	1.02	1.01	1.00	0.99	0.97	0.94	0.89	0.86	0.85	0.82	0.79	0.77	0.73	0.67	0.64	0.63	0.62
C25	0.25	VIBRATORY LASER SCREED		1.02	1.02	1.01	1.00	0.98	0.96	0.93	0.88	0.85	0.84	0.81	0.77	0.75	0.71	0.65	0.62	0.60	0.59
C25	0.30	MATERIAL/TOPPING SPREADERS		1.02	1.02	1.01	1.00	0.98	0.96	0.93	0.88	0.85	0.84	0.81	0.77	0.75	0.71	0.65	0.62	0.60	0.59
C30	0.00	CONCRETE GRINDERS		1.02	1.02	1.01	1.00	0.99	0.97	0.94	0.89	0.86	0.85	0.82	0.79	0.77	0.73	0.67	0.64	0.63	0.62
C35	0.00	CONCRETE GUNITERS / SHOTCRETERS		1.02	1.02	1.01	1.00	0.98	0.96	0.93	0.89	0.85	0.85	0.82	0.78	0.76	0.72	0.66	0.63	0.62	0.61
C40	0.00	CONCRETE MIXING UNITS		1.02	1.02	1.01	1.00	0.99	0.97	0.94	0.89	0.86	0.85	0.82	0.79	0.77	0.73	0.67	0.64	0.63	0.62
C45	0.00	CONCRETE PAVING MACHINES		1.06	1.05	1.03	1.00	1.00	0.97	0.95	0.92	0.89	0.89	0.86	0.82	0.79	0.75	0.70	0.71	0.71	0.71
C55	0.00	CONCRETE PUMPS		1.02	1.02	1.01	1.00	0.99	0.97	0.94	0.90	0.87	0.87	0.84	0.81	0.79	0.76	0.71	0.68	0.67	0.66
C60	0.00	CONCRETE SAWS (Add cost for sawblade wear)		1.02	1.02	1.01	1.00	0.99	0.97	0.94	0.90	0.87	0.87	0.84	0.81	0.79	0.75	0.71	0.68	0.67	0.66
C65	0.00	CONCRETE VIBRATORS		1.04	1.02	1.00	1.00	0.98	0.96	0.91	0.88	0.81	0.81	0.76	0.71	0.68	0.66	0.63	0.63	0.63	0.63
C70	0.00	CRANES, GANTRY & STRADDLE																			
C75	0.00	CRANES, HYDRAULIC, SELF-PROPELLED		1.00	1.02	1.00	1.00	0.98	0.97	0.95	0.93	0.90	0.91	0.88	0.87	0.86	0.81	0.76	0.74	0.72	0.67
C80	0.00	CRANES, HYDRAULIC, TRUCK MOUNTED																			
C80	0.01	UNDER 26 TON		1.00	1.02	1.00	1.00	0.98	0.97	0.95	0.93	0.90	0.91	0.88	0.87	0.86	0.81	0.76	0.74	0.72	0.67
C80	0.02	26 TON THRU 65 TON		1.00	1.02	1.00	1.00	0.98	0.97	0.95	0.94	0.90	0.91	0.88	0.88	0.86	0.81	0.77	0.75	0.72	0.67

Table 3-2
Equipment Age Adjustment Factors for Standby Cost

CATEGORY	SUB	REGION 3 TYPE OF EQUIPMENT	Life in Years = / Year Purchased New =	0 / 2018	1 / 2017	2 / 2016	3 / 2015	4 / 2014	5 / 2013	6 / 2012	7 / 2011	8 / 2010	9 / 2009	10 / 2008	11 / 2007	12 / 2006	13 / 2005	14 / 2004	15 / 2003	16 / 2002	17 / 2001
C80	0.03	66 TON THRU 125 TON		1.00	1.02	1.00	1.00	0.98	0.97	0.95	0.94	0.91	0.91	0.89	0.88	0.87	0.82	0.77	0.75	0.73	0.68
C80	0.04	OVER 125 TON		1.00	1.02	1.00	1.00	0.98	0.97	0.95	0.94	0.91	0.91	0.89	0.88	0.87	0.82	0.77	0.75	0.73	0.68
C85	0.00	CRANES, MECHANICAL, LATTICE BOOM, CRAWLER MOUNTED																			
C85	0.11	DRAGLINE, CLAMSHELL, 0 THRU 1.0 CY		1.00	1.02	1.00	1.00	0.98	0.97	0.95	0.93	0.90	0.91	0.88	0.87	0.86	0.81	0.76	0.73	0.71	0.66
C85	0.12	DRAGLINE, CLAMSHELL, OVER 1.0 CY THRU 2.5 CY		1.00	1.02	1.00	1.00	0.98	0.97	0.95	0.93	0.90	0.91	0.88	0.87	0.86	0.81	0.76	0.74	0.72	0.66
C85	0.13	DRAGLINE, CLAMSHELL, OVER 2.5 CY THRU 5.0 CY		1.00	1.02	1.00	1.00	0.98	0.97	0.95	0.93	0.90	0.91	0.88	0.87	0.86	0.81	0.76	0.74	0.72	0.67
C85	0.14	DRAGLINE, CLAMSHELL, OVER 5.0 CY		1.00	1.02	1.00	1.00	0.98	0.97	0.95	0.93	0.90	0.91	0.88	0.87	0.86	0.81	0.76	0.74	0.72	0.67
C85	0.21	LIFTING, 0 THRU 25 TON		1.00	1.02	1.00	1.00	0.98	0.97	0.95	0.93	0.90	0.91	0.88	0.87	0.86	0.81	0.76	0.74	0.72	0.66
C85	0.22	LIFTING, 26 TON THRU 50 TON		1.00	1.02	1.00	1.00	0.98	0.97	0.95	0.93	0.90	0.91	0.88	0.87	0.86	0.81	0.76	0.74	0.72	0.67
C85	0.23	LIFTING, 51 TON THRU 150 TON		1.00	1.02	1.00	1.00	0.98	0.97	0.95	0.94	0.91	0.91	0.89	0.88	0.87	0.82	0.77	0.75	0.73	0.68
C85	0.24	LIFTING, OVER 150 TON		1.00	1.02	1.00	1.00	0.98	0.97	0.95	0.94	0.91	0.91	0.89	0.88	0.87	0.82	0.77	0.75	0.73	0.68
C90	0.00	CRANES, MECHANICAL, LATTICE BOOM, TRUCK MOUNTED																			
C90	0.01	UNDER 26 TON		1.00	1.02	1.00	1.00	0.98	0.97	0.95	0.93	0.90	0.91	0.88	0.87	0.86	0.81	0.76	0.74	0.72	0.67
C90	0.02	26 TON THRU 65 TON		1.00	1.02	1.00	1.00	0.98	0.97	0.95	0.94	0.90	0.91	0.88	0.88	0.86	0.81	0.77	0.75	0.72	0.67
C90	0.03	66 TON THRU 125 TON		1.00	1.02	1.00	1.00	0.98	0.97	0.95	0.93	0.90	0.91	0.88	0.87	0.86	0.81	0.76	0.74	0.72	0.67

Table 3-2
Equipment Age Adjustment Factors for Standby Cost

CATEGORY	SUB	REGION 3 TYPE OF EQUIPMENT	Life in Years = / Year Purchased New =	0 / 2018	1 / 2017	2 / 2016	3 / 2015	4 / 2014	5 / 2013	6 / 2012	7 / 2011	8 / 2010	9 / 2009	10 / 2008	11 / 2007	12 / 2006	13 / 2005	14 / 2004	15 / 2003	16 / 2002	17 / 2001
C90	0.04	OVER 125 TON		1.00	1.02	1.00	1.00	0.98	0.97	0.95	0.93	0.90	0.91	0.88	0.87	0.86	0.81	0.76	0.74	0.72	0.67
C95	0.00	CRANES, TOWER		1.00	1.02	1.00	1.00	0.98	0.97	0.95	0.93	0.90	0.91	0.88	0.87	0.86	0.81	0.76	0.74	0.72	0.67
D10	0.00	DRILLS, AIR/HYDRAULIC,CRWLR MTD,0" THRU 6.5" DIA HOLE (Add cost for drill steel and bit wear)																			
D10	0.10	DRILLS, AIR TRACK (Add cost for drill steel and bit wear)		1.04	1.02	1.01	1.00	0.98	0.96	0.95	0.91	0.87	0.87	0.84	0.78	0.72	0.66	0.60	0.56	0.54	0.49
D10	0.20	DRILLS, HYDRAULIC TRACK (Add cost for drill steel and bit wear)		1.04	1.02	1.01	1.00	0.98	0.96	0.94	0.91	0.87	0.86	0.83	0.77	0.71	0.65	0.59	0.54	0.53	0.47
D15	0.00	DRILLS, HORIZONTAL																			
D15	0.10	DRILLS, HORIZONTAL BORING & GROUND PIERCING (Add cost for drill steel and bit wear)		1.04	1.02	1.01	1.00	0.98	0.96	0.94	0.91	0.87	0.86	0.83	0.77	0.71	0.65	0.59	0.54	0.53	0.47
D15	0.20	DRILLS, HORIZONTAL & DIRECTIONAL (Add cost for drill steel and bit wear)		1.04	1.02	1.01	1.00	0.98	0.96	0.94	0.91	0.87	0.86	0.83	0.77	0.71	0.65	0.59	0.54	0.53	0.47
D20	0.00	DRILLS, CORE, COLUMN MOUNTED (Add cost for drill steel and bit wear)		1.04	1.02	1.01	1.00	0.98	0.96	0.94	0.91	0.87	0.86	0.83	0.77	0.70	0.64	0.58	0.53	0.52	0.46
D25	0.00	DRILLS, CORE & DOWELLING (Add cost for drill steel and bit wear)		1.04	1.02	1.01	1.00	0.98	0.96	0.94	0.91	0.87	0.86	0.83	0.77	0.71	0.65	0.59	0.54	0.53	0.47
D30	0.00	DRILLS, EARTH / AUGER (Add cost for drill steel and cutting edge wear)		1.04	1.02	1.01	1.00	0.98	0.96	0.94	0.91	0.87	0.86	0.83	0.77	0.71	0.65	0.59	0.54	0.53	0.47
D35	0.00	DRILLS, ROTARY BLASTHOLE (Add cost for drill steel and bit wear)																			
D35	0.11	DIESEL, 4.5" THRU 9.875" DIAMETER HOLE (Add cost for drill steel and bit wear)		1.04	1.02	1.01	1.00	0.98	0.96	0.95	0.92	0.88	0.87	0.84	0.79	0.73	0.67	0.62	0.57	0.56	0.51
D35	0.12	DIESEL, OVER 9.875" DIAMETER (Add cost for drill steel and bit wear)		1.04	1.02	1.01	1.00	0.98	0.96	0.95	0.92	0.88	0.87	0.85	0.79	0.73	0.68	0.62	0.58	0.57	0.52
D35	0.21	ELECTRIC, 4.5" THRU 9.875" DIAMETER HOLE (Add cost for drill steel and bit wear)		1.04	1.02	1.01	1.00	0.98	0.96	0.95	0.92	0.88	0.87	0.84	0.79	0.73	0.67	0.62	0.57	0.56	0.51

Table 3-2
Equipment Age Adjustment Factors for Standby Cost

CATEGORY	SUB	REGION 3 TYPE OF EQUIPMENT	Life in Years = / Year Purchased New =	0 / 2018	1 / 2017	2 / 2016	3 / 2015	4 / 2014	5 / 2013	6 / 2012	7 / 2011	8 / 2010	9 / 2009	10 / 2008	11 / 2007	12 / 2006	13 / 2005	14 / 2004	15 / 2003	16 / 2002	17 / 2001
D35	0.22	ELECTRIC, OVER 9.875" DIAMETER (Add cost for drill steel and bit wear)		1.04	1.02	1.01	1.00	0.98	0.96	0.95	0.92	0.88	0.87	0.85	0.79	0.73	0.68	0.62	0.58	0.57	0.52
F10	0.00	FORK LIFTS		1.02	1.02	1.01	1.00	0.99	0.97	0.94	0.89	0.86	0.86	0.83	0.80	0.78	0.74	0.68	0.66	0.64	0.63
G10	0.00	GENERATOR SETS																			
G10	0.10	PORTABLE		1.03	1.00	1.00	1.00	1.00	0.98	0.97	0.95	0.89	0.87	0.85	0.80	0.76	0.72	0.68	0.67	0.67	0.67
G10	0.20	SKID MOUNTED		1.03	1.00	1.00	1.00	1.00	0.98	0.97	0.95	0.89	0.87	0.85	0.80	0.76	0.73	0.69	0.67	0.67	0.67
G15	0.00	GRADERS, MOTOR		1.00	1.02	1.01	1.00	0.98	0.96	0.93	0.83	0.80	0.78	0.74	0.71	0.69	0.66	0.63	0.60	0.60	0.59
H10	0.00	HAMMERS, HYDRAULIC (Demolition tool) (Add cost for point wear)		1.02	1.02	1.01	1.00	0.99	0.97	0.94	0.89	0.86	0.86	0.82	0.79	0.77	0.73	0.68	0.65	0.63	0.62
H13	0.00	HAZARDOUS/TOXIC WASTE EQUIPMENT																			
H13	0.11	COMPACTORS (Compression force) 0 THRU 50 TONS		1.02	1.02	1.01	1.00	0.99	0.97	0.94	0.90	0.87	0.87	0.84	0.81	0.79	0.75	0.70	0.67	0.66	0.65
H13	0.12	COMPACTORS (Compression force) OVER 50 TONS		1.02	1.02	1.01	1.00	0.99	0.97	0.94	0.90	0.86	0.86	0.83	0.80	0.78	0.74	0.69	0.66	0.65	0.64
H13	0.21	FILTER PRESSES, STATIONARY		1.02	1.02	1.01	1.00	0.99	0.97	0.94	0.89	0.86	0.86	0.83	0.80	0.78	0.74	0.68	0.66	0.64	0.63
H13	0.22	FILTER PRESSES, MOBILE		1.02	1.02	1.01	1.00	0.99	0.97	0.94	0.90	0.87	0.87	0.84	0.81	0.79	0.75	0.70	0.67	0.66	0.65
H13	0.30	CENTRIFUGES		1.02	1.02	1.01	1.00	0.98	0.96	0.93	0.89	0.86	0.85	0.82	0.79	0.77	0.73	0.67	0.64	0.63	0.62
H13	0.40	SHREDDERS		1.02	1.02	1.01	1.00	0.99	0.97	0.94	0.90	0.87	0.87	0.84	0.81	0.79	0.75	0.70	0.67	0.66	0.65
H13	0.51	SOIL TREATMENT PLANT, MOBILE		1.02	1.02	1.01	1.00	0.99	0.97	0.94	0.90	0.87	0.87	0.84	0.81	0.79	0.75	0.70	0.67	0.66	0.65

Table 3-2
Equipment Age Adjustment Factors for Standby Cost

CATEGORY	SUB	REGION 3 TYPE OF EQUIPMENT	Life in Years = / Year Purchased New =	0 / 2018	1 / 2017	2 / 2016	3 / 2015	4 / 2014	5 / 2013	6 / 2012	7 / 2011	8 / 2010	9 / 2009	10 / 2008	11 / 2007	12 / 2006	13 / 2005	14 / 2004	15 / 2003	16 / 2002	17 / 2001
H13	0.61	SLUDGE PROCESSING EQUIP, SLUDGE DISPENSERS		1.02	1.02	1.01	1.00	0.99	0.97	0.94	0.90	0.87	0.87	0.84	0.81	0.79	0.75	0.70	0.67	0.66	0.65
H13	0.71	WASTE HANDLING EQUIPMENT, DRUM HANDLING		1.02	1.02	1.01	1.00	0.99	0.97	0.94	0.90	0.86	0.86	0.83	0.80	0.78	0.74	0.69	0.66	0.65	0.64
H15	0.00	HEATERS, SPACE																			
H20	0.00	HOISTS & AIR WINCHES		1.02	1.02	1.01	1.00	0.99	0.97	0.94	0.89	0.86	0.86	0.83	0.80	0.77	0.74	0.68	0.65	0.64	0.63
H25	0.00	HYDRAULIC EXCAVATORS, CRAWLER MOUNTED																			
H25	0.10	0 LBS THRU 12,500 LBS		1.00	1.02	1.00	1.00	0.98	0.97	0.94	0.93	0.89	0.90	0.87	0.86	0.85	0.79	0.74	0.71	0.69	0.63
H25	0.11	OVER 12,500 LBS THRU 40,000 LBS		1.00	1.02	1.00	1.00	0.98	0.97	0.94	0.93	0.89	0.90	0.87	0.86	0.85	0.79	0.74	0.71	0.69	0.63
H25	0.12	OVER 40,000 LBS THRU 100,000 LBS		1.00	1.02	1.00	1.00	0.98	0.97	0.94	0.93	0.90	0.90	0.87	0.86	0.85	0.80	0.74	0.72	0.70	0.64
H25	0.13	OVER 100,000 LBS THRU 160,000 LBS		1.00	1.02	1.00	1.00	0.98	0.97	0.95	0.93	0.90	0.90	0.88	0.87	0.86	0.80	0.75	0.73	0.71	0.65
H25	0.14	OVER 160,000 LBS		1.00	1.02	1.00	1.00	0.98	0.97	0.95	0.93	0.90	0.91	0.88	0.87	0.86	0.81	0.76	0.73	0.71	0.66
H25	0.21	EXCAVATOR ATTACHMENTS, MOBILE SHEARS		1.02	1.02	1.01	1.00	0.99	0.97	0.94	0.90	0.86	0.86	0.83	0.80	0.78	0.74	0.69	0.66	0.65	0.64
H25	0.22	EXCAVATOR ATTACHMENTS, MATERIAL HANDLING		1.02	1.02	1.01	1.00	0.99	0.97	0.94	0.89	0.86	0.86	0.82	0.79	0.77	0.73	0.68	0.65	0.63	0.62
H25	0.23	EXCAVATOR ATTACHMENTS, CONCRETE PULVERIZERS		1.02	1.02	1.01	1.00	0.99	0.97	0.94	0.90	0.86	0.86	0.83	0.80	0.78	0.74	0.69	0.66	0.65	0.64
H25	0.24	EXCAVATOR ATTACHMENTS, COMPACTORS		1.02	1.02	1.01	1.00	0.99	0.97	0.94	0.90	0.86	0.86	0.83	0.80	0.78	0.74	0.69	0.66	0.65	0.64
H30	0.00	HYDRAULIC EXCAVATORS, WHEEL MOUNTED																			

Table 3-2
Equipment Age Adjustment Factors for Standby Cost

CATEGORY	SUB	REGION 3 TYPE OF EQUIPMENT	Life in Years = / Year Purchased New =	0 / 2018	1 / 2017	2 / 2016	3 / 2015	4 / 2014	5 / 2013	6 / 2012	7 / 2011	8 / 2010	9 / 2009	10 / 2008	11 / 2007	12 / 2006	13 / 2005	14 / 2004	15 / 2003	16 / 2002	17 / 2001
H30	0.01	0 THRU 1.0 CY		1.00	1.02	1.00	1.00	0.98	0.97	0.94	0.93	0.89	0.90	0.87	0.86	0.85	0.79	0.74	0.71	0.69	0.63
H30	0.02	OVER 1.0 CY		1.00	1.02	1.00	1.00	0.98	0.97	0.94	0.93	0.89	0.90	0.87	0.86	0.85	0.79	0.74	0.72	0.69	0.64
H35	0.00	HYDRAULIC SHOVELS, CRAWLER MOUNTED																			
H35	0.11	DIESEL, 0 CY THRU 5.0 CY		1.00	1.02	1.00	1.00	0.98	0.97	0.95	0.93	0.90	0.91	0.88	0.87	0.86	0.81	0.76	0.73	0.71	0.66
H35	0.12	DIESEL, OVER 5.0 CY		1.00	1.02	1.00	1.00	0.98	0.97	0.95	0.93	0.90	0.91	0.88	0.87	0.86	0.81	0.76	0.74	0.72	0.66
H35	0.21	ELECTRIC, OVER 2.5 CY		1.00	1.02	1.00	1.00	0.98	0.97	0.95	0.93	0.90	0.91	0.88	0.87	0.86	0.81	0.76	0.74	0.72	0.67
L10	0.00	LAND CLEARING EQUIPMENT		1.01	1.02	1.01	1.00	1.00	0.98	0.95	0.89	0.86	0.86	0.83	0.80	0.78	0.75	0.71	0.68	0.67	0.67
L15	0.00	LANDSCAPING EQUIPMENT		1.02	1.02	1.01	1.00	0.99	0.97	0.94	0.90	0.86	0.86	0.83	0.80	0.78	0.74	0.69	0.66	0.65	0.64
L20	0.00	LIGHTING SETS, TRAILER MOUNTED																			
L20	0.10	LIGHTING SETS, TRAILER MOUNTED - METALLIC VAPOR		1.02	1.02	1.01	1.00	0.99	0.97	0.94	0.89	0.86	0.86	0.83	0.80	0.77	0.73	0.68	0.65	0.64	0.63
L25	0.00	LINE STRIPING EQUIPMENT		1.02	1.02	1.01	1.00	0.99	0.97	0.94	0.89	0.86	0.86	0.83	0.80	0.77	0.73	0.68	0.65	0.64	0.63
L30	0.00	LOADERS, BELT (Conveyor belts) & ACCESSORIES		1.02	1.02	1.01	1.00	0.99	0.97	0.94	0.89	0.86	0.86	0.83	0.80	0.78	0.74	0.68	0.66	0.64	0.63
L35	0.00	LOADERS, FRONT END, CRAWLER TYPE		1.01	1.02	1.01	1.00	1.00	0.98	0.95	0.89	0.86	0.86	0.83	0.80	0.78	0.75	0.71	0.68	0.67	0.67
L40	0.00	LOADERS, FRONT END, WHEEL TYPE																			
L40	0.11	ARTICULATED, 0 THRU 225 HP		1.01	1.02	1.01	1.00	0.99	0.98	0.94	0.89	0.85	0.85	0.82	0.79	0.77	0.73	0.69	0.67	0.65	0.65

Table 3-2
Equipment Age Adjustment Factors for Standby Cost

CATEGORY	SUB	REGION 3 TYPE OF EQUIPMENT	Life in Years = / Year Purchased New =	0 / 2018	1 / 2017	2 / 2016	3 / 2015	4 / 2014	5 / 2013	6 / 2012	7 / 2011	8 / 2010	9 / 2009	10 / 2008	11 / 2007	12 / 2006	13 / 2005	14 / 2004	15 / 2003	16 / 2002	17 / 2001
L40	0.12	ARTICULATED, OVER 225 HP		1.01	1.02	1.01	1.00	1.00	0.98	0.95	0.90	0.86	0.86	0.83	0.80	0.79	0.75	0.71	0.69	0.68	0.67
L40	0.20	SKID STEER		1.01	1.02	1.01	1.00	1.00	0.98	0.94	0.89	0.85	0.86	0.83	0.80	0.78	0.74	0.70	0.68	0.66	0.66
L40	0.21	SKID STEER ATTACHMENTS		1.01	1.02	1.01	1.00	1.00	0.98	0.94	0.89	0.85	0.85	0.82	0.79	0.77	0.74	0.69	0.67	0.65	0.65
L40	0.31	TOOL CARRIER & TELESCOPIC HANDLERS, 0 THRU 225 HP		1.01	1.02	1.01	1.00	1.00	0.98	0.94	0.89	0.85	0.85	0.82	0.79	0.77	0.74	0.69	0.67	0.65	0.65
L40	0.32	TOOL CARRIER & TELESCOPIC HANDLERS, OVER 225 HP		1.01	1.02	1.01	1.00	1.00	0.98	0.95	0.90	0.86	0.87	0.84	0.81	0.79	0.76	0.72	0.70	0.69	0.68
L45	0.00	LOADERS / BACKHOE, CRAWLER TYPE		1.01	1.02	1.01	1.00	1.00	0.98	0.94	0.89	0.85	0.86	0.83	0.80	0.78	0.74	0.70	0.68	0.66	0.66
L50	0.00	LOADERS / BACKHOE, WHEEL TYPE		1.01	1.02	1.01	1.00	1.00	0.98	0.94	0.89	0.85	0.85	0.82	0.79	0.77	0.74	0.69	0.67	0.65	0.65
L55	0.00	LOADER / BACKHOE, ATTACHMENTS		1.02	1.02	1.01	1.00	0.99	0.97	0.94	0.89	0.86	0.86	0.82	0.79	0.77	0.73	0.68	0.65	0.63	0.62
L60	0.00	LOG SKIDDERS		1.06	1.02	1.02	1.00	0.98	0.94	0.92	0.89	0.87	0.86	0.83	0.79	0.75	0.71	0.68	0.64	0.62	0.62
M10	0.00	MARINE EQUIPMENT (NON DREDGING)																			
M10	0.11	AQUATIC MAINTENANCE		1.04	1.02	1.01	1.00	0.98	0.96	0.95	0.94	0.92	0.89	0.85	0.82	0.78	0.75	0.72	0.67	0.64	0.63
M10	0.12	AQUATIC MAINTENANCE ATTACHMENTS		1.04	1.02	1.01	1.00	0.98	0.96	0.95	0.93	0.91	0.89	0.84	0.81	0.76	0.73	0.70	0.65	0.61	0.60
M10	0.21	HYDRAULIC CUTTERHEAD DREDGE, 8" OR LESS,TRANSPORTABLE		1.04	1.02	1.01	1.00	0.98	0.97	0.95	0.94	0.92	0.90	0.86	0.83	0.79	0.76	0.73	0.69	0.66	0.65
M10	0.22	HYDRAULIC CUTTERHEAD DREDGE,8" - 12",TRANSPORTABLE		1.04	1.02	1.01	1.00	0.98	0.97	0.95	0.94	0.92	0.90	0.86	0.83	0.79	0.76	0.73	0.69	0.66	0.65
M10	0.23	HYDRAULIC AUGERHEAD DREDGE,12" OR LESS,TRANSPORTABLE		1.04	1.02	1.01	1.00	0.98	0.97	0.95	0.94	0.92	0.90	0.86	0.83	0.79	0.76	0.73	0.69	0.66	0.65

Table 3-2
Equipment Age Adjustment Factors for Standby Cost

CATEGORY	SUB	REGION 3 TYPE OF EQUIPMENT	Life in Years = / Year Purchased New =	0 / 2018	1 / 2017	2 / 2016	3 / 2015	4 / 2014	5 / 2013	6 / 2012	7 / 2011	8 / 2010	9 / 2009	10 / 2008	11 / 2007	12 / 2006	13 / 2005	14 / 2004	15 / 2003	16 / 2002	17 / 2001
M10	0.24	HYDRAULIC FLOATING PUMPS,12" OR LESS,TRANSPORTABLE		1.04	1.02	1.01	1.00	0.98	0.97	0.95	0.94	0.92	0.90	0.86	0.83	0.79	0.76	0.73	0.69	0.65	0.64
M10	0.25	HYDRAULIC DREDGE PUMPS,12" OR LESS,TRANSPORTABLE		1.04	1.02	1.01	1.00	0.98	0.96	0.95	0.94	0.91	0.89	0.85	0.82	0.78	0.74	0.71	0.67	0.63	0.62
M10	0.26	HYDRAULIC DREDGE / PUMP ATTACHMENTS		1.04	1.02	1.01	1.00	0.98	0.96	0.95	0.94	0.91	0.89	0.85	0.82	0.78	0.74	0.71	0.67	0.63	0.62
M10	0.31	SMALL MECH DREDGES,CLAMSHELL,BARGE-MTD TO 5 CY		1.00	1.02	1.00	1.00	0.98	0.97	0.95	0.94	0.91	0.91	0.89	0.88	0.87	0.82	0.77	0.75	0.73	0.68
M10	0.32	SMALL MECH DREDGES, AMPHIBIOUS EXCAVATORS		1.00	1.02	1.00	1.00	0.98	0.97	0.95	0.93	0.90	0.91	0.88	0.87	0.86	0.81	0.76	0.74	0.72	0.67
M10	0.33	SMALL MECH DREDGES,HOE-MOUNTED DREDGING ATTACH		1.04	1.02	1.01	1.00	0.98	0.97	0.95	0.94	0.92	0.90	0.86	0.83	0.79	0.76	0.73	0.69	0.66	0.65
M10	0.41	WORK FLOATS (SECTIONAL, NON-DREDGING)		1.04	1.02	1.01	1.00	0.98	0.97	0.95	0.94	0.92	0.90	0.86	0.82	0.79	0.75	0.73	0.68	0.65	0.64
M10	0.42	WORK BARGES (SECTIONAL, NON-DREDGING)		1.04	1.02	1.01	1.00	0.99	0.97	0.96	0.94	0.92	0.90	0.87	0.83	0.80	0.77	0.74	0.70	0.67	0.66
M10	0.45	FLAT-DECK OR CARGO BARGE (NON-DREDGING)		1.03	1.02	1.01	1.00	0.99	0.97	0.96	0.95	0.93	0.91	0.87	0.84	0.81	0.78	0.75	0.71	0.69	0.68
M10	0.46	DUMP SCOW (NON-DREDGING)		1.03	1.02	1.01	1.00	0.99	0.97	0.96	0.95	0.93	0.91	0.87	0.84	0.81	0.78	0.75	0.71	0.69	0.68
M10	0.47	DRILL BARGE (NON-DREDGING)		1.03	1.02	1.01	1.00	0.99	0.97	0.96	0.94	0.92	0.90	0.87	0.84	0.80	0.77	0.75	0.71	0.68	0.67
M10	0.48	ALL OTHER BARGES (NON-DREDGING)		1.03	1.02	1.01	1.00	0.99	0.97	0.96	0.94	0.92	0.90	0.87	0.84	0.80	0.77	0.75	0.71	0.68	0.67
M10	0.51	BOATS & LAUNCHES, 0 THRU 250 HP		1.04	1.02	1.01	1.00	0.98	0.97	0.95	0.94	0.92	0.90	0.86	0.82	0.79	0.75	0.73	0.68	0.65	0.64
M10	0.53	BOATS & LAUNCHES, GREATER THAN 250 HP		1.04	1.02	1.01	1.00	0.98	0.97	0.95	0.94	0.92	0.90	0.86	0.83	0.79	0.76	0.74	0.69	0.66	0.65
M10	0.54	TUGS, UNDER 1,000 HP		1.03	1.02	1.01	1.00	0.99	0.97	0.96	0.94	0.92	0.90	0.87	0.84	0.80	0.77	0.75	0.71	0.68	0.67

Table 3-2
Equipment Age Adjustment Factors for Standby Cost

CATEGORY	SUB	REGION 3 TYPE OF EQUIPMENT	Life in Years = / Year Purchased New =	0 / 2018	1 / 2017	2 / 2016	3 / 2015	4 / 2014	5 / 2013	6 / 2012	7 / 2011	8 / 2010	9 / 2009	10 / 2008	11 / 2007	12 / 2006	13 / 2005	14 / 2004	15 / 2003	16 / 2002	17 / 2001
M10	0.55	TUGS, GREATER THAN 1,000 HP		1.03	1.02	1.01	1.00	0.99	0.97	0.96	0.95	0.93	0.91	0.87	0.84	0.80	0.78	0.75	0.71	0.68	0.67
P10	0.00	PILE HAMMER ACCESSORIES - EXTRACTORS & BOX LEADS		1.02	1.03	1.01	1.00	0.98	0.96	0.92	0.87	0.83	0.83	0.79	0.76	0.73	0.68	0.62	0.58	0.57	0.56
P20	0.00	PILE HAMMERS, DOUBLE ACTING																			
P20	0.10	PILE HAMMERS, DOUBLE ACTING - DIESEL		1.02	1.02	1.01	1.00	0.98	0.96	0.93	0.89	0.85	0.85	0.82	0.78	0.76	0.72	0.66	0.63	0.61	0.60
P20	0.20	PILE HAMMERS, DOUBLE ACTING - PNEUMATIC (STEAM/AIR)		1.02	1.02	1.01	1.00	0.99	0.97	0.94	0.89	0.86	0.86	0.82	0.79	0.77	0.73	0.68	0.65	0.63	0.62
P25	0.00	PILE HAMMERS, SINGLE ACTING																			
P25	0.10	PILE HAMMERS, SINGLE ACTING - DIESEL		1.02	1.02	1.01	1.00	0.99	0.97	0.94	0.89	0.86	0.86	0.82	0.79	0.77	0.73	0.68	0.65	0.63	0.62
P25	0.20	PILE HAMMERS, SINGLE ACTING - PNEUMATIC (STEAM/AIR)		1.02	1.02	1.01	1.00	0.99	0.97	0.94	0.90	0.86	0.86	0.83	0.80	0.78	0.74	0.69	0.66	0.65	0.64
P30	0.00	PILE HAMMERS, DRIVER/ EXTRACTOR, VIBRATORY		1.02	1.02	1.01	1.00	0.99	0.97	0.94	0.89	0.86	0.86	0.82	0.79	0.77	0.73	0.68	0.65	0.63	0.62
P35	0.00	PIPELAYERS		1.01	1.02	1.01	1.00	1.00	0.98	0.95	0.90	0.86	0.86	0.83	0.81	0.79	0.75	0.71	0.69	0.68	0.67
P40	0.00	PLATFORMS & MAN-LIFTS		1.00	1.02	1.00	1.00	0.98	0.97	0.95	0.94	0.91	0.91	0.89	0.88	0.87	0.82	0.77	0.75	0.73	0.68
P45	0.00	PUMPS, GROUT		1.02	1.02	1.01	1.00	0.99	0.97	0.94	0.90	0.87	0.86	0.83	0.80	0.78	0.75	0.69	0.67	0.66	0.65
P50	0.00	PUMPS, WATER, CENTRIFUGAL, TRASH																			
P50	0.11	ENGINE DRIVE		1.02	1.02	1.01	1.00	0.99	0.97	0.94	0.89	0.86	0.86	0.83	0.80	0.77	0.73	0.68	0.65	0.64	0.63
P50	0.12	ELECTRIC DRIVE		1.02	1.02	1.01	1.00	0.99	0.97	0.94	0.89	0.86	0.86	0.83	0.80	0.77	0.73	0.68	0.65	0.64	0.63

Table 3-2
Equipment Age Adjustment Factors for Standby Cost

CATEGORY	SUB	REGION 3 TYPE OF EQUIPMENT	Life in Years = / Year Purchased New =	0 / 2018	1 / 2017	2 / 2016	3 / 2015	4 / 2014	5 / 2013	6 / 2012	7 / 2011	8 / 2010	9 / 2009	10 / 2008	11 / 2007	12 / 2006	13 / 2005	14 / 2004	15 / 2003	16 / 2002	17 / 2001
P50	0.21	WHEEL MOUNTED, ENGINE DRIVE		1.02	1.02	1.01	1.00	0.99	0.97	0.94	0.89	0.86	0.86	0.83	0.80	0.77	0.73	0.68	0.65	0.64	0.63
P50	0.22	WHEEL MOUNTED, ELECTRIC DRIVE		1.02	1.02	1.01	1.00	0.99	0.97	0.94	0.89	0.86	0.86	0.83	0.80	0.77	0.73	0.68	0.65	0.64	0.63
P50	0.31	PUMPS, WATER, CENTRIFUGAL, TRASH - HOSES, PUMP, SUCTION & DISCHARGE		1.02	1.02	1.01	1.00	0.99	0.97	0.94	0.90	0.87	0.87	0.84	0.81	0.79	0.75	0.70	0.68	0.67	0.66
P55	0.00	PUMPS, WATER, SUBMERSIBLE																			
P55	0.01	ENGINE DRIVE		1.02	1.02	1.01	1.00	0.99	0.97	0.94	0.89	0.86	0.86	0.83	0.80	0.77	0.73	0.68	0.65	0.64	0.63
P55	0.02	ELECTRIC DRIVE		1.02	1.02	1.01	1.00	0.99	0.97	0.94	0.90	0.87	0.86	0.83	0.80	0.78	0.75	0.69	0.67	0.66	0.65
P60	0.00	PUMPS, WATER, CENTRIFUGAL, DEWATERING																			
P60	0.11	SKID MOUNTED, ENGINE DRIVE		1.02	1.02	1.01	1.00	0.99	0.97	0.94	0.89	0.86	0.86	0.83	0.80	0.77	0.73	0.68	0.65	0.64	0.63
P60	0.12	SKID MOUNTED, ELECTRIC DRIVE		1.02	1.02	1.01	1.00	0.99	0.97	0.94	0.90	0.87	0.86	0.83	0.80	0.78	0.75	0.69	0.67	0.66	0.65
P60	0.21	WHEEL MOUNTED, ENGINE DRIVE		1.02	1.02	1.01	1.00	0.99	0.97	0.94	0.89	0.86	0.86	0.83	0.80	0.77	0.73	0.68	0.65	0.64	0.63
P60	0.22	WHEEL MOUNTED, ELECTRIC DRIVE		1.02	1.02	1.01	1.00	0.99	0.97	0.94	0.90	0.87	0.86	0.83	0.80	0.78	0.75	0.69	0.67	0.66	0.65
P65	0.00	PUMPS, WATER, DIAPHRAGM																			
P65	0.11	SKID MOUNTED, ENGINE DRIVE		1.02	1.02	1.01	1.00	0.99	0.97	0.94	0.89	0.86	0.86	0.83	0.80	0.77	0.73	0.68	0.65	0.64	0.63
P65	0.12	SKID MOUNTED, ELECTRIC DRIVE		1.02	1.02	1.01	1.00	0.99	0.97	0.94	0.90	0.87	0.86	0.83	0.80	0.78	0.75	0.69	0.67	0.66	0.65
P65	0.21	WHEEL MOUNTED, ENGINE DRIVE		1.02	1.02	1.01	1.00	0.99	0.97	0.94	0.89	0.86	0.86	0.83	0.80	0.77	0.73	0.68	0.65	0.64	0.63

Table 3-2
Equipment Age Adjustment Factors for Standby Cost

CATEGORY	SUB	REGION 3 TYPE OF EQUIPMENT	Life in Years = / Year Purchased New =	0 / 2018	1 / 2017	2 / 2016	3 / 2015	4 / 2014	5 / 2013	6 / 2012	7 / 2011	8 / 2010	9 / 2009	10 / 2008	11 / 2007	12 / 2006	13 / 2005	14 / 2004	15 / 2003	16 / 2002	17 / 2001
P65	0.22	WHEEL MOUNTED, ELECTRIC DRIVE		1.02	1.02	1.01	1.00	0.99	0.97	0.94	0.90	0.87	0.86	0.83	0.80	0.78	0.75	0.69	0.67	0.66	0.65
P70	0.00	PUMPS, WATER (For core drills)																			
P70	0.01	PUMPS, WATER (For core drills) - ENGINE DRIVE		1.02	1.02	1.01	1.00	0.98	0.96	0.93	0.89	0.85	0.85	0.82	0.79	0.76	0.72	0.66	0.63	0.62	0.61
P70	0.02	PUMPS, WATER (For core drills) - ELECTRIC DRIVE		1.02	1.02	1.01	1.00	0.98	0.96	0.93	0.89	0.85	0.85	0.82	0.79	0.76	0.72	0.66	0.63	0.62	0.61
R10	0.00	RIPPERS & HYDRAULIC BANK SLOPERS (Add cost for point wear)		1.01	1.02	1.01	1.00	1.00	0.98	0.94	0.89	0.85	0.86	0.83	0.80	0.78	0.74	0.70	0.68	0.66	0.66
R15	0.00	ROLLERS, STATIC, TOWED, PNEUMATIC		1.06	1.03	1.02	1.00	0.98	0.94	0.92	0.89	0.86	0.86	0.83	0.78	0.74	0.70	0.67	0.63	0.61	0.60
R20	0.00	ROLLERS, STATIC, TOWED, STEEL DRUM		1.06	1.03	1.02	1.00	0.98	0.94	0.92	0.89	0.86	0.86	0.83	0.78	0.74	0.70	0.67	0.63	0.61	0.60
R30	0.00	ROLLERS, STATIC, SELF-PROPELLED																			
R30	0.01	PNEUMATIC		1.06	1.03	1.02	1.00	0.98	0.94	0.92	0.89	0.87	0.86	0.83	0.79	0.75	0.71	0.68	0.64	0.62	0.62
R30	0.02	SMOOTH DRUM		1.06	1.02	1.02	1.00	0.98	0.94	0.92	0.90	0.87	0.86	0.84	0.79	0.75	0.71	0.68	0.65	0.63	0.62
R30	0.03	TAMPING FOOT, LANDFILL & SOIL COMPACTORS		1.06	1.03	1.02	1.00	0.98	0.94	0.92	0.89	0.87	0.86	0.83	0.78	0.74	0.70	0.67	0.63	0.62	0.61
R40	0.00	ROLLERS, VIBRATORY, TOWED		1.06	1.03	1.02	1.00	0.98	0.94	0.92	0.89	0.86	0.86	0.83	0.78	0.74	0.69	0.66	0.62	0.61	0.60
R45	0.00	ROLLERS, VIBRATORY, SELF-PROPELLED, DOUBLE DRUM		1.06	1.03	1.02	1.00	0.98	0.94	0.92	0.89	0.86	0.86	0.83	0.78	0.74	0.69	0.66	0.62	0.61	0.60
R50	0.00	ROLLERS, VIBRATORY, SELF-PROPELLED, SINGLE DRUM		1.07	1.03	1.02	1.00	0.97	0.94	0.91	0.88	0.86	0.85	0.82	0.77	0.72	0.68	0.64	0.60	0.59	0.58
R55	0.00	ROOFING EQUIPMENT		1.02	1.02	1.01	1.00	0.99	0.97	0.94	0.90	0.86	0.86	0.83	0.80	0.78	0.74	0.69	0.66	0.65	0.64

Table 3-2
Equipment Age Adjustment Factors for Standby Cost

CATEGORY	SUB	REGION 3 TYPE OF EQUIPMENT	Life in Years = / Year Purchased New =	0 / 2018	1 / 2017	2 / 2016	3 / 2015	4 / 2014	5 / 2013	6 / 2012	7 / 2011	8 / 2010	9 / 2009	10 / 2008	11 / 2007	12 / 2006	13 / 2005	14 / 2004	15 / 2003	16 / 2002	17 / 2001
S10	0.00	SCRAPERS, ELEVATING																			
S10	0.01	0 THRU 200 HP		1.00	1.02	1.01	1.00	0.98	0.96	0.93	0.83	0.80	0.78	0.74	0.71	0.70	0.67	0.63	0.61	0.60	0.59
S10	0.02	OVER 200 HP		1.00	1.02	1.02	1.00	0.98	0.96	0.93	0.83	0.79	0.78	0.73	0.70	0.69	0.66	0.63	0.60	0.59	0.58
S15	0.00	SCRAPERS, CONVENTIONAL		1.00	1.02	1.01	1.00	0.98	0.96	0.93	0.84	0.80	0.79	0.75	0.72	0.71	0.68	0.64	0.62	0.61	0.60
S20	0.00	SCRAPERS, TANDEM POWERED		1.00	1.02	1.01	1.00	0.98	0.96	0.93	0.84	0.80	0.79	0.75	0.72	0.71	0.68	0.64	0.62	0.61	0.60
S25	0.00	SCRAPERS, TRACTOR DRAWN		1.00	1.02	1.01	1.00	0.98	0.96	0.93	0.84	0.80	0.79	0.74	0.71	0.70	0.67	0.64	0.61	0.60	0.60
S30	0.00	SCREENING & CRUSHING PLANTS																			
S30	0.10	CONVEYORS		1.02	1.02	1.01	1.00	0.99	0.97	0.94	0.90	0.87	0.87	0.84	0.81	0.79	0.76	0.71	0.68	0.67	0.66
S30	0.20	CRUSHERS - VERTICAL & HORIZONTAL SHAFT IMPACTOR		1.01	1.02	1.01	1.00	0.99	0.97	0.94	0.91	0.88	0.88	0.85	0.82	0.80	0.77	0.72	0.69	0.68	0.67
S30	0.21	CRUSHERS - CONE		1.01	1.02	1.01	1.00	0.99	0.97	0.94	0.91	0.88	0.88	0.85	0.82	0.80	0.77	0.72	0.69	0.68	0.67
S30	0.22	CRUSHERS - JAW		1.01	1.02	1.01	1.00	0.99	0.97	0.94	0.91	0.88	0.88	0.85	0.82	0.80	0.77	0.72	0.69	0.68	0.67
S30	0.30	SCREENING PLANT		1.02	1.02	1.01	1.00	0.99	0.97	0.94	0.90	0.87	0.87	0.84	0.81	0.79	0.76	0.71	0.68	0.67	0.66
S35	0.00	SNOW REMOVAL EQUIPMENT		1.02	1.02	1.01	1.00	0.99	0.97	0.94	0.89	0.86	0.86	0.83	0.80	0.77	0.73	0.68	0.65	0.64	0.63
S40	0.00	SOIL & ROAD STABILIZERS		1.00	1.02	1.01	1.00	0.98	0.96	0.93	0.83	0.80	0.78	0.74	0.71	0.70	0.67	0.63	0.61	0.60	0.59
S45	0.00	SPLITTERS, ROCK & CONCRETE		1.02	1.02	1.01	1.00	0.99	0.97	0.94	0.89	0.86	0.86	0.82	0.79	0.77	0.73	0.68	0.65	0.63	0.62

Table 3-2
Equipment Age Adjustment Factors for Standby Cost

CATEGORY	SUB	REGION 3 TYPE OF EQUIPMENT	Life in Years = / Year Purchased New =	0 / 2018	1 / 2017	2 / 2016	3 / 2015	4 / 2014	5 / 2013	6 / 2012	7 / 2011	8 / 2010	9 / 2009	10 / 2008	11 / 2007	12 / 2006	13 / 2005	14 / 2004	15 / 2003	16 / 2002	17 / 2001
T10	0.00	TRACTOR BLADES & ATTACHMENTS (including agricultural)		1.01	1.02	1.01	1.00	1.00	0.98	0.95	0.89	0.86	0.86	0.83	0.80	0.78	0.75	0.71	0.68	0.67	0.67
T15	0.00	TRACTORS, CRAWLER (DOZER) (includes blade)																			
T15	0.01	0 THRU 225 HP		1.02	1.02	1.01	1.00	0.99	0.98	0.94	0.88	0.84	0.84	0.81	0.78	0.76	0.72	0.68	0.65	0.64	0.63
T15	0.02	226 HP THRU 425 HP		1.01	1.02	1.01	1.00	1.00	0.98	0.94	0.89	0.85	0.85	0.83	0.80	0.78	0.74	0.70	0.67	0.66	0.66
T15	0.03	OVER 425 HP		1.01	1.02	1.01	1.00	1.00	0.98	0.95	0.90	0.86	0.86	0.84	0.81	0.79	0.75	0.71	0.69	0.68	0.68
T20	0.00	TRACTORS, WHEEL TYPE (DOZER)		1.06	1.02	1.02	1.00	0.98	0.94	0.92	0.89	0.87	0.86	0.83	0.79	0.75	0.71	0.68	0.65	0.63	0.62
T25	0.00	TRACTORS, AGRICULTURAL																			
T25	0.10	CRAWLER		1.06	1.02	1.02	1.00	0.98	0.94	0.92	0.89	0.87	0.86	0.83	0.79	0.75	0.71	0.68	0.64	0.62	0.62
T25	0.20	WHEEL		1.06	1.03	1.02	1.00	0.98	0.94	0.92	0.89	0.86	0.86	0.83	0.78	0.74	0.70	0.67	0.64	0.62	0.61
T30	0.00	TRENCHERS, CHAIN TYPE CUTTER		1.06	1.03	1.02	1.00	0.98	0.94	0.92	0.89	0.86	0.86	0.83	0.78	0.74	0.69	0.66	0.60	0.61	0.60
T35	0.00	TRENCHERS, WHEEL TYPE CUTTER		1.06	1.03	1.02	1.00	0.98	0.94	0.92	0.89	0.86	0.86	0.83	0.78	0.74	0.69	0.66	0.60	0.61	0.60
T40	0.00	TRUCK OPTIONS																			
T40	0.10	CRANES / HOISTS, PERSONNEL & MATERIAL HANDLING		1.02	1.02	1.01	1.00	0.99	0.97	0.94	0.89	0.86	0.86	0.83	0.80	0.77	0.73	0.68	0.65	0.64	0.63
T40	0.20	DUMP BODY, REAR		1.02	1.02	1.01	1.00	0.99	0.97	0.94	0.90	0.87	0.87	0.84	0.81	0.79	0.76	0.71	0.68	0.67	0.66
T40	0.30	FLATBEDS, WITH SIDES		1.02	1.02	1.01	1.00	0.99	0.97	0.94	0.89	0.86	0.86	0.83	0.80	0.77	0.73	0.68	0.65	0.64	0.63

Table 3-2
Equipment Age Adjustment Factors for Standby Cost

CATEGORY	SUB	REGION 3 TYPE OF EQUIPMENT	Life in Years = / Year Purchased New =	0 / 2018	1 / 2017	2 / 2016	3 / 2015	4 / 2014	5 / 2013	6 / 2012	7 / 2011	8 / 2010	9 / 2009	10 / 2008	11 / 2007	12 / 2006	13 / 2005	14 / 2004	15 / 2003	16 / 2002	17 / 2001
T40	0.41	HOIST, ELECTRIC DRIVE		1.02	1.02	1.01	1.00	0.99	0.97	0.94	0.89	0.86	0.86	0.83	0.80	0.77	0.73	0.68	0.65	0.64	0.63
T40	0.50	TRANSIT MIXERS		1.02	1.02	1.01	1.00	0.99	0.97	0.94	0.90	0.87	0.86	0.83	0.80	0.78	0.75	0.69	0.67	0.66	0.65
T40	0.60	WATER TANKS		1.02	1.02	1.01	1.00	0.98	0.96	0.93	0.89	0.85	0.85	0.82	0.79	0.76	0.72	0.66	0.63	0.62	0.61
T40	0.70	ALL OTHER OPTIONS		1.02	1.02	1.01	1.00	0.99	0.97	0.94	0.89	0.86	0.86	0.83	0.80	0.77	0.73	0.68	0.65	0.64	0.63
T45	0.00	TRUCK TRAILERS																			
T45	0.10	BOTTOM DUMP		1.02	1.02	1.01	1.00	0.99	0.97	0.94	0.90	0.87	0.87	0.84	0.81	0.79	0.76	0.71	0.68	0.67	0.66
T45	0.20	END / SIDE DUMP		1.02	1.02	1.01	1.00	0.99	0.97	0.94	0.90	0.87	0.87	0.84	0.81	0.79	0.76	0.71	0.68	0.67	0.66
T45	0.30	PUP TRAILER		1.02	1.02	1.01	1.00	0.99	0.97	0.94	0.90	0.87	0.87	0.84	0.81	0.79	0.76	0.71	0.68	0.67	0.66
T45	0.41	LOWBOY, RIGID NECK, DROP DECK		1.02	1.02	1.01	1.00	0.99	0.97	0.94	0.90	0.87	0.87	0.84	0.81	0.79	0.76	0.71	0.68	0.67	0.66
T45	0.50	FLATBED TRAILER		1.02	1.02	1.01	1.00	0.99	0.97	0.94	0.90	0.87	0.87	0.84	0.81	0.79	0.76	0.71	0.68	0.67	0.66
T45	0.60	MISCELLANEOUS / UTILITY		1.02	1.02	1.01	1.00	0.99	0.97	0.94	0.90	0.87	0.87	0.84	0.81	0.79	0.76	0.71	0.68	0.67	0.66
T45	0.70	WATER TANKER TRAILER		1.02	1.02	1.01	1.00	0.98	0.96	0.93	0.89	0.86	0.85	0.82	0.79	0.77	0.73	0.67	0.64	0.63	0.62
T45	0.80	DECONTAMINATION FACILITY		1.02	1.02	1.01	1.00	0.98	0.96	0.93	0.89	0.85	0.85	0.82	0.79	0.76	0.72	0.66	0.63	0.62	0.61
T45	0.90	TANK TRAILERS		1.02	1.02	1.01	1.00	0.98	0.96	0.93	0.89	0.86	0.85	0.82	0.79	0.77	0.73	0.67	0.64	0.63	0.62
T50	0.00	TRUCKS, HIGHWAY (Add attachments as required)																			

Table 3-2
Equipment Age Adjustment Factors for Standby Cost

CATEGORY	SUB	REGION 3 TYPE OF EQUIPMENT	Life in Years = / Year Purchased New =	0 / 2018	1 / 2017	2 / 2016	3 / 2015	4 / 2014	5 / 2013	6 / 2012	7 / 2011	8 / 2010	9 / 2009	10 / 2008	11 / 2007	12 / 2006	13 / 2005	14 / 2004	15 / 2003	16 / 2002	17 / 2001
T50	0.01	0 THRU 10,000 GVW		1.01	1.03	1.02	1.00	0.98	0.96	0.93	0.87	0.84	0.81	0.77	0.74	0.71	0.68	0.64	0.63	0.62	0.60
T50	0.02	OVER 10,000 THRU 30,000 GVW (Chassis only - Add options)		1.01	1.03	1.02	1.00	0.98	0.96	0.93	0.87	0.84	0.82	0.77	0.74	0.72	0.68	0.65	0.63	0.62	0.60
T50	0.03	OVER 30,000 GVW (Chassis only - Add options)		1.01	1.03	1.02	1.00	0.98	0.96	0.93	0.87	0.84	0.82	0.77	0.75	0.72	0.69	0.65	0.63	0.63	0.61
T55	0.00	TRUCKS, OFF-HIGHWAY																			
T55	0.10	RIGID FRAME		1.04	1.02	1.01	1.00	0.98	0.96	0.95	0.93	0.92	0.91	0.89	0.86	0.84	0.80	0.74	0.70	0.69	0.67
T55	0.20	ARTICULATED FRAME		1.04	1.02	1.01	1.00	0.98	0.96	0.95	0.93	0.91	0.91	0.89	0.86	0.84	0.79	0.73	0.69	0.68	0.67
T56	0.00	TRUCKS,OFF-HIGHWAY/PRIME MOVER TRACTORS & WAGONS																			
T56	0.10	PRIME MOVER TRACTORS		1.04	1.02	1.01	1.00	0.98	0.96	0.95	0.93	0.92	0.91	0.89	0.86	0.84	0.80	0.74	0.70	0.69	0.67
T56	0.20	WAGONS, BOTTOM DUMP		1.04	1.02	1.01	1.00	0.98	0.96	0.95	0.93	0.91	0.91	0.89	0.85	0.83	0.79	0.72	0.68	0.67	0.66
T56	0.30	WAGONS, REAR DUMP		1.05	1.02	1.01	1.00	0.98	0.96	0.95	0.93	0.91	0.90	0.89	0.85	0.83	0.78	0.72	0.67	0.66	0.65
T57	0.00	TRUCKS, VACUUM		1.02	1.02	1.01	1.00	0.99	0.97	0.94	0.89	0.86	0.86	0.83	0.80	0.78	0.74	0.68	0.66	0.64	0.63
T60	0.00	TRUCKS, WATER, OFF-HIGHWAY		1.05	1.02	1.01	1.00	0.98	0.96	0.95	0.93	0.91	0.90	0.89	0.85	0.83	0.78	0.72	0.67	0.66	0.65
T65	0.00	TUNNEL/MINING EQUIPMENT																			
T65	0.10	DRIFTING & TUNNELING DRILLS		1.04	1.02	1.01	1.00	0.98	0.96	0.95	0.92	0.88	0.88	0.85	0.79	0.74	0.68	0.63	0.59	0.57	0.53
T65	0.20	TUNNEL BORING MACHINES		1.02	1.02	1.01	1.00	0.99	0.97	0.94	0.90	0.87	0.87	0.84	0.81	0.79	0.76	0.71	0.68	0.67	0.66

Table 3-2
Equipment Age Adjustment Factors for Standby Cost

CATEGORY	SUB	REGION 3 TYPE OF EQUIPMENT	Life in Years = / Year Purchased New =	0 / 2018	1 / 2017	2 / 2016	3 / 2015	4 / 2014	5 / 2013	6 / 2012	7 / 2011	8 / 2010	9 / 2009	10 / 2008	11 / 2007	12 / 2006	13 / 2005	14 / 2004	15 / 2003	16 / 2002	17 / 2001
T65	0.30	PRODUCTION DRILLING RIGS		1.04	1.02	1.01	1.00	0.98	0.96	0.95	0.92	0.88	0.87	0.85	0.79	0.74	0.68	0.63	0.58	0.57	0.52
T65	0.40	ROADHEADERS & CONTINUOUS MINERS		1.02	1.02	1.01	1.00	0.99	0.97	0.94	0.90	0.87	0.87	0.84	0.81	0.79	0.75	0.70	0.68	0.67	0.66
T65	0.50	ROCK BOLTING EQUIPMENT		1.02	1.02	1.01	1.00	0.99	0.97	0.94	0.89	0.86	0.86	0.83	0.80	0.78	0.74	0.68	0.66	0.64	0.63
T65	0.61	LOADING & HAULING EQUIPMENT, DIESEL OR GAS		1.02	1.02	1.01	1.00	0.99	0.97	0.94	0.90	0.86	0.86	0.83	0.80	0.78	0.74	0.69	0.66	0.65	0.64
T65	0.62	LOADING & HAULING EQUIPMENT, ELECTRIC		1.02	1.02	1.01	1.00	0.99	0.97	0.94	0.90	0.87	0.86	0.83	0.80	0.78	0.74	0.69	0.66	0.65	0.64
T65	0.63	LOADING & HAULING EQUIPMENT, AIR-POWERED		1.02	1.02	1.01	1.00	0.98	0.96	0.93	0.89	0.86	0.85	0.82	0.79	0.77	0.73	0.67	0.64	0.63	0.62
T65	0.70	LOCOMOTIVES		1.02	1.02	1.01	1.00	0.99	0.97	0.94	0.90	0.86	0.86	0.83	0.80	0.78	0.74	0.69	0.66	0.65	0.64
T65	0.90	OTHER TUNNELING EQUIPMENT		1.02	1.02	1.01	1.00	0.99	0.97	0.94	0.89	0.86	0.86	0.83	0.80	0.78	0.74	0.68	0.66	0.64	0.63
W10	0.00	WAGONS, BOTTOM DUMP		1.04	1.02	1.01	1.00	0.98	0.96	0.95	0.93	0.91	0.91	0.89	0.86	0.84	0.79	0.73	0.69	0.68	0.66
W15	0.00	WAGONS, REAR DUMP		1.04	1.02	1.01	1.00	0.98	0.96	0.95	0.93	0.91	0.91	0.89	0.86	0.84	0.79	0.73	0.69	0.68	0.66
W25	0.00	WATER & CO2 BLASTERS																			
W25	0.10	LOW PRESSURE, (< 5,000 PSI)		1.02	1.02	1.01	1.00	0.98	0.96	0.93	0.89	0.86	0.85	0.82	0.79	0.77	0.73	0.67	0.64	0.63	0.62
W25	0.20	HIGH PRESSURE, (>= 5,000 PSI)		1.02	1.02	1.01	1.00	0.98	0.96	0.93	0.89	0.86	0.85	0.82	0.79	0.77	0.73	0.67	0.64	0.63	0.62
W25	0.30	STEAM CLEANERS		1.02	1.02	1.01	1.00	0.98	0.96	0.93	0.89	0.86	0.85	0.82	0.79	0.77	0.73	0.67	0.64	0.63	0.62
W25	0.40	CO2 BLASTERS		1.02	1.02	1.01	1.00	0.99	0.97	0.94	0.89	0.86	0.86	0.82	0.79	0.77	0.73	0.68	0.65	0.63	0.62

Table 3-2
Equipment Age Adjustment Factors for Standby Cost

CATEGORY SUB	REGION 3 TYPE OF EQUIPMENT	Life in Years = / Year Purchased New =	0 / 2018	1 / 2017	2 / 2016	3 / 2015	4 / 2014	5 / 2013	6 / 2012	7 / 2011	8 / 2010	9 / 2009	10 / 2008	11 / 2007	12 / 2006	13 / 2005	14 / 2004	15 / 2003	16 / 2002	17 / 2001
W25 0.50	WET ABRASIVE BLASTING SYSTEM (TORBO)		1.02	1.02	1.01	1.00	0.98	0.96	0.93	0.88	0.84	0.84	0.80	0.77	0.74	0.70	0.64	0.61	0.59	0.58
W30 0.00	WATER TANKS																			
W30 0.10	PORTABLE WITH WHEELS		1.05	1.02	1.01	1.00	0.98	0.96	0.95	0.93	0.91	0.90	0.89	0.85	0.83	0.78	0.72	0.67	0.66	0.65
W30 0.20	SKID MOUNTED		1.05	1.02	1.01	1.00	0.98	0.96	0.95	0.93	0.91	0.90	0.89	0.85	0.83	0.78	0.72	0.67	0.66	0.65
W35 0.00	WELDERS																			
W35 0.10	ENGINE DRIVEN		1.02	1.02	1.01	1.00	0.98	0.96	0.93	0.89	0.85	0.85	0.82	0.79	0.76	0.72	0.66	0.63	0.62	0.61
W35 0.20	ELECTRIC DRIVEN		1.02	1.02	1.01	1.00	0.99	0.97	0.94	0.89	0.86	0.86	0.82	0.79	0.77	0.73	0.68	0.65	0.63	0.62

STANDBY HOURLY STANDBY RATE CALCULATION FOR OVERAGE EQUIPMENT

EXAMPLE

Assume the following set of given information for the rate calculation example:

1. The unit of equipment is not listed in table 2-1.

2. The equipment is contractor owned.

3. Data for the unit in question:

   a. Caterpillar front-end wheel loader
   b. Model 950-G, 4WD, 3.5 CY capacity
   c. Serial number indicates year of manufacture = 2004
   d. Actual purchase price in 2004 = $ 222,151.00
      (Includes all regional discounts, sales tax, and freight)
   e. Horsepower is 180 hp. Fuel is Diesel Off-Road.
   f. Drive tire (DT) size = 23.50 x 25, 16 ply, L-3 (appendix F, tire code ANNB5)
      DT cost (2018) = 4 tires x $3,752.00/tire = $ 15,008.00
   g. Weight = 39,200 lbs

4. Use the actual cost data as follows:

   a. Purchase price (TEV) = $ 222,151.00
   b. Year of manufacture = 2004

5. The standby rate is computed on the following pages.

Figure 3-2. Total Hourly Standby Rate Calculation for Overage Equipment

Example: The piece of equipment shown is based on a known piece of equipment for illustration purposes only.

Use this worksheet to compute an hourly rate for equipment that is not in this pamphlet, or is in the pamphlet but not equivalent in size, capacity, horsepower, or value (see appendix A for a blank form).

REGION 3

1. EQUIPMENT INFORMATION AND EXPENSE FACTORS ID No: _____

a.

(1) Equipment Description:	LOADERS, FRONT END, WHEEL TYPE - ARTICULATED, 0 THRU 225 HP
(2) Model and Series:	Caterpillar Model 950G
(3) Present Year or Year of Use	2018
(4) Year Manufactured	2004
(5) Horsepower - Equipment	180 hp
(6) Horsepower - Carrier	0 hp
(7) Fuel - Equipment	Diesel Off-Road
Fuel - Carrier	None
(8) Shipping Weight (cwt)	392 cwt

(9) Tire size and number of tires: (Cost of tires based on present year; see 1.a (3) and app. F):

	Size/Ply	App F Code	No.	Unit Price	Cost
(a) Front (FT)					$ -
(b) Drive (DT)	23.50 x 25	ANNB5	4	$ 3,752.00	$ 15,008.00
(c) Trailing (TT)					$ -
(d) **Total Tire Cost**					**$ 15,008.00**

(10) List Price + Accessories

[at Year of Manufacture] $ - OR Actual Purchase Price: $ 222,151.00

USE APPENDIX D TO OBTAIN THE FOLLOWING DATA

b. Category and Subcategory	L40	0.11
c. Hourly Expense Calculation Factors		
(1) Economic Key (EK)		45
(2) Operating Condition (C): A = Average, D = Difficult, S = Severe	A -	AVERAGE
(3) Discount Code (DC): B = 7.5%, S = 15%	B -	7.5%
(4) Life in Hours		9,250
(5) Salvage Value Percentage		25%
(6) Fuel Factor - Equipment		0.031
(7) Fuel Factor - Carrier		0.000
(8) Filter, Oil, and Grease (FOG)		0.111
(9) Tire Wear Factor		
(a) Front (FT)		0.88
(b) Drive (DT)		0.58
(c) Trailing (TT)		0.98
(10) Repair Cost Factor (RCF)		0.70

Figure 3-2. Total Hourly Standby Rate Calculation for Overage Equipment
Page 1 of 6

REGION 3

2. EQUIPMENT VALUE

a. List Price + Accessories (at year of manufacture.) = $ -

(1) Discount (List Price + Accessories) x Discount Code

{1.a (10)} {1.c (3)}

($ - + $ -) x 7.5% = $ -

(2) Subtotal {2.a} - {2.a (1)} Subtotal = $ -

(3) Sales or Import Tax Subtotal x Tax Rate

{2.a (2)} {appendix B}

$ - x 7.65% = $ -

(4) Total Discounted Price: Subtotal 2.a (2) + 2.a (3) Subtotal = $ -

b. Freight Shipping Weight x Freight Rate per cwt

{1.a (8)} {appendix B}

392 cwt x $ 7.44 = $ -

c. **TOTAL EQUIPMENT VALUE (TEV):** **TOTAL [2]** = **$ 222,151.00**

{2.a (4)} + {2.b} OR actual purchase price {1.a (10)}

(See chapter 3 for used and overage equipment rate adjustments.)

---

3. DEPRECIATION PERIOD (N)

a. LIFE / Working Hours Per Year (WHPY) = N

{1.c (4)} {appendix B}

9,250 / 1490 = 6.21 years (N)

---

4. OWNERSHIP COST

a. Depreciation

(1) Tire Cost Index (TCI) (USE EK = 100 in appendix E)

Tire Index, Year of Manufacture / Tire Index, Year of Use Tire Cost Index (TCI)

{1.a (4)} {1.a (3)}

2614 / 3864 = 0.677

(2) [TEV x (1 - SLV) - (TCI x Tire Cost)] / Life

{2.c} {1.c (5)} {4.a (1)} {1.a (9)(d)} {1.c (4)}

$ 222,151.00 x (1.0-0.25) - (0.677 x $15,008)] / 9,250 hrs = $16.91/hr

Figure 3-2. Total Hourly Standby Rate Calculation for Overage Equipment
Page 2 of 6

REGION 3

4. OWNERSHIP COST (Continued)

b. Facilities Capital Cost of Money (FCCM)

(1)	[(N - 1.0)	x	(1 + SLV)	+ 2.0]	/	(2.0 x N)	=	Average Value Factor
	{3.a}		{1.c.5}			{3.a}		(AVF)
	[(6.21 yr - 1.0)	x	(1.0 + 0.25)	+ 2.0]	/	(2.0 x 6.21 yr)	=	0.685

(2)	TEV	x	AVF	x	Adjusted Cost of Money	/	WHPY		
	{2.c}		{4.b (1)}		{appendix B}		{appendix B}		
$	222,151.00	x	0.685	x	2.80%	/	1,490 hr/yr	=	$2.86/hr

c. **TOTAL HOURLY OWNERSHIP COST** **TOTAL [4] = $19.77/hr**
{4.a (2)} + {4.b (2)}

---

5. OPERATING COST

a. Fuel Costs

(1) Equipment

Fuel Factor	x	Horsepower	x	Fuel Cost Per Gallon		
{1.c (6)}		{1.a (5)}		{appendix B}		
0.000	x	0 hp	x	$2.39/gal	=	$0.00/hr

(2) Carrier

Fuel Factor	x	Horsepower	x	Fuel Cost Per Gallon		
{1.c (7)}		{1.a (6)}		{appendix B}		
0.000	x	0 hp	x	$2.88/gal	=	$0.00/hr

(3) Total Hourly Fuel Cost
{5.a (1)} + {5.a (2)} **Total [5.a] = $0.00/hr**

b. FOG Cost

(1) Equipment

FOG Factor	x	Equipment Hourly Fuel Cost	x	Labor Adjustment Factor LAF		
{1.c (8)}		{5.a (1)}		{appendix B}		
0.111	x	$0.00/hr	x	0.89	=	$0.00/hr

Figure 3-2. Total Hourly Standby Rate Calculation for Overage Equipment
Page 3 of 6

REGION 3

5. OPERATING COST (Continued)

(2) Carrier

FOG Factor	x	Carrier Hourly Fuel Cost	x	LAF		
{1.c (8)}		{5.a (2)}		{appendix B}		
0.000	x	$0.00/hr	x	0	=	$0.00/hr

(3) Total Hourly FOG Cost

{5.b (1)} + {5.b (2)} **Total [5.b] = $0.00/hr**

c. Alternative Fuel/FOG Cost **Total [5.c] = $0.00/hr**

(See chapter 2, paragraph 2.24.d for guidance on when to use.)

d. Repair Cost

(1) Economic Adjustment Factor (EAF)

EK is from {1.c (1)}

Economic Index, Year of Use	/	Economic Index, Year of Manufacture		
{1.a (3)}		{1.a (4)}		
appendix E, EK = {1.c (1)}		appendix E, EK = {1.c (1)}		
0	/	0	=	0

(See table 3-1 for last year of economic life.)

(2) Repair Factor (RF)

RCF	x	EAF	x	LAF		
{1.c (10)}		{5.d (1)}		{appendix B}		
0.00	x	0	x	0	=	0

(3) Repair Cost

[TEV	-	(TCI	x	Tire Cost)]	x	RF	/	LIFE
{2.c}		{4.a (1)}		{1.a (9)(d)}		{5.d (2)}		
[$0	-	(0.000	x	$0.00)]	x	0	/	0

(4) Total Hourly Repair Cost **Total [5.d] = $0.00/hr**

Figure 3-2. Total Hourly Standby Rate Calculation for Overage Equipment
Page 4 of 6

REGION 3

5. OPERATING COST (Continued)

e. Tire Wear Cost (Use current price levels. See appendix F.)

(1) Front Tires (FT)

(1.5 x FT Cost)	/	(1.8 x FT Wear Factor	x	Maximum Tire Life Hours)			
{1.a (9)(a)}		{1.c (9)(a)}		{appendix F}			
(1.5 x $0)	/	(1.8 x 0.00	x	0 hr)	=	$0.00/hr	

(2) Drive Tires (DT)

(1.5 x DT Cost)	/	(1.8 x DT Wear Factor	x	Maximum Tire Life Hours)			
{1.a (9)(b)}		{1.c (9)(b)}		{appendix F}			
(1.5 x $0)	/	(1.8 x 0.00	x	0 hr)	=	$0.00/hr	

(3) Trailing Tires (TT)

(1.5 x TT Cost)	/	(1.8 x TT Wear Factor	x	Maximum Tire Life Hours)			
{1.a (9)(c)}		{1.c (9)(c)}		{appendix F}			
(1.5 x $0)	/	(1.8 x 0.00	x	0 hr)	=	$0.00/hr	

(4) Total Tire Wear Cost **Total [5.e] = $0.00/hr**

f. Tire Repair Cost

Total Tire Wear Cost/Hour	x	(0.15 x LAF)		
{5.e (4)}		{appendix B}		
$0.00/hr	x	(0.15 x 0.00)	**Total [5.f] =**	**$0.00/hr**

g. TOTAL HOURLY OPERATING COST

Sum {5.a} through {5.f} **Total [5] = $0.00/hr**

Figure 3-2. Total Hourly Standby Rate Calculation for Overage Equipment
Page 5 of 6

REGION 3

a. Total Hourly Rate: (based on 40 hours per week)

Ownership Cost	+	Operating Cost		
{4.c}		{5.g}		
$0.00/hr	+	$0.00/hr	=	**$0.00/hr**

---

b. Other Work Shifts Hourly Rate:

(Refer to chapter 3, Adjustments to Rates, for methodology.)

Depreciation	+	(FCCM	x	40 hr/wk	/	Work hr/wk)	+	Operating Cost		
{4.a (2)}		{4.b (2)}						{5.g}		
$0.00/hr	+	($0.00 /hr	x	40 hr/wk	/	60 hr/wk)	+	$0.00/hr	=	**$0.00/hr**
				(Example: 60 hr/wk)						

---

c. Standby Hourly Rate:

(Refer to chapter 2, paragraph 2.28 for guidance on use.)

(Depreciation	x	0.50)	+	FCCM		
{4.a (2)}				{4.b (2)}		
($16.91/hr	x	0.50)	+	$2.86/hr	=	**$11.32/hr**

(Refer to chapter 3, paragraph 3.12 for guidance for overage equipment.)

See chapter 3 if rate adjustments are necessary.

Figure 3-2. Total Hourly Standby Rate Calculation for Overage Equipment
Page 6 of 6

LEFT BLANK INTENTIONALLY

Chapter 4
Methodology for Dredging Plant and Marine Equipment

SECTION I. GENERAL

4.1 Contents. This chapter contains the methodology used to compute ownership and operating rates for dredging plant and permanent floating plant, such as floating pile-driving equipment. Dredging plant is marine equipment used for dredging operations for the majority of its life, or designed and built for marine/dredging use.

4.2 General.

a. The ownership and operating rates provided in table 2-1, category M-10, are based on the methodology in chapter 2 for non-dredging equipment. However, the cost data (Acquisition Cost, Horsepower, and Fuel Type) may be used for calculation of dredging plant and marine equipment rates, provided they are calculated consistent with the methodology in this chapter.

b. Table 4-1 shows ownership and operating cost factors for various types of dredging plant. When a type of plant is not listed, the cost is estimated by using the factors listed in this table for a similar type of plant.

c. The methodology for determining operating rates for hopper dredges was omitted from this pamphlet due to the limited number of hopper dredges and the complexity of the methods used to calculate the rates. Further information can be found in Engineer Regulation (ER) 1110-2-1302, Engineering and Design, Civil Works Cost Engineering, and in Engineer Technical Letter (ETL) 1110-2-573 Engineering and Design: Construction Cost Estimating Guide for Civil Works. These documents can be viewed or downloaded at the official HQUSACE documents web page at http://www.usace.army.mil/ by selecting “Library” and selecting “Publications.” Select “USACE Publications” in the title bar. A dropdown menu will appear. From the dropdown menu, select “Engineer Regulations,” or “Engineer Technical Letters.” The methodology for calculating ownership cost is in section V of this chapter.

d. For mechanical dredges, the cost of the bucket is typically included in the plant value; therefore, no additional allowance should be made for ownership cost. If the bucket cost is not included in the plant value, the bucket may be treated as a separate unit of equipment.

SECTION II. ANNUAL USE

4.3 Time Available to Dredge. The number of months available per calendar year (yr) for dredging will be based on the work time available to dredge, excluding downtime for major repairs, work in dry dock, bad weather, and environmental restrictions. Figure 4-1 depicts months available for dredging, including mobilization and demobilization, based on historic data collected by the U.S. Army Corps of Engineers’ regional dredge

estimating teams. The data in figure 4-1 will be used for computing the ownership costs, unless specified otherwise in the contract documents.

AVAILABLE TIME TO DREDGE BY REGION
(In Months)

Region	Type of Dredging Operation		
	Pipeline	Bucket	Hopper
Atlantic Coast and tributaries	9	10	10
Gulf Coast, Lower Mississippi, and Tributaries	10	10	11
Great Lakes, Upper Mississippi, and Tributaries	8	8	8
West Coast and Tributaries	9	9	9

Figure 4-1. Months Available by Region

SECTION III. LIFE

4.4 Life. The life for determining ownership and operating costs is defined as follows:

a. The Useful Life is expressed in years in table 4-1. It is the economic life of the equipment and is used to develop ownership rates for various types of dredging plant.

b. The Physical Life is expressed in hours (hrs) in table 4-1. It is the life of the unit based on effective working time and is used to develop operating rates for various types of dredging plant.

4.5 Annual Hours Available. The annual hours available to dredge can be established for each type of plant based on the months available and the estimated effective monthly hours worked. Dredging time is defined as effective plus non-effective working time. “Effective working time” is defined as time during the dredging operation when actual production is taking place. “Non-effective working time” is defined as time during the dredging operation when the dredge is operational but no production is taking place. For further information see ER 1110-2-1302, Engineering and Design, Civil Works Cost Engineering. The total annual hours available can be expressed by formula, as follows:

Available Hours per yr = Months Available/yr x Effective Hours/Month

Where:

a. Months Available/yr is found in figure 4-1.

b. Effective Hours/Month is the effective working time.

SECTION IV. SALVAGE VALUE

4.6 Salvage Value (SLV). The salvage value, expressed as a decimal, is shown in table 4-1 for different types of plant.

SECTION V. OWNERSHIP COST

4.7 Ownership Cost. Ownership cost is calculated based on a percent of plant value. Plant value is the acquisition cost plus the cost of any initial capital improvements. The value of initial capital improvements is based on those betterments, which were made within one year of purchase. Capital improvements do not include any replacement or repair work. Repairs or replacements are an operating cost and are covered in the repair cost allowance. Capital improvements are considered betterments, where the plant has been improved (*e.g.,* adding radar or upgrading engines). (Note: Only the cost difference between replacement of existing similar engines and actual cost for upgrading engines should be considered as capital improvement). For capital improvements not made within the first year after the initial acquisition, see section VIII.

a. The ownership cost is determined from the plant value and is the total expense rate based on depreciation and CMR. When cost or pricing data is available, the actual acquisition price will be used. Otherwise, the value of a similar piece of plant is used and, if necessary, adjusted so that capacity, size, and horsepower are properly considered.

b. Ownership rate is determined on a yearly basis and is distributed over a monthly basis. The monthly rate is calculated based on the available use months by using the following formula:

$$\text{Monthly Ownership Cost} = \frac{\text{Plant Value x (Yearly DEPR Percent} + \text{Yearly CMR Percent)}}{\text{Available Use Months}}$$

Where:

(1) Plant Value = Acquisition price plus initial capital improvements.

(2) Yearly DEPR Percent = Ownership percent per year for depreciation.

(3) Yearly CMR Percent = Ownership percent per year for cost of money rate.

(4) Available Use Months is from figure 4-1.

4.8 Depreciation Factor. Depreciation is computed using the straight-line method. The depreciable value is the acquisition cost, plus initial capital improvements, less estimated salvage. The basis for determining the yearly percentage factor for depreciation is expressed by the following formula:

$$\text{Yearly DEPR Percent} = (1 - \text{SLV})/\text{N}$$

Where:

a. N = Useful Life from table 4-1.

b. SLV = Salvage Value from table 4-1.

4.9 The Cost of Money Rate (CMR) Factor. The CMR factor is calculated on a yearly basis and is expressed here as an annual percentage factor. The CMR used in the calculation is the rate in effect at the time the work was performed. This formula is expressed as follows:

$$\text{Yearly CMR Percent} = \frac{[(\text{N} - 1)(1 + \text{SLV}) + 2](\text{discounted CMR})}{2\text{N}}$$

Where:

a. N = Useful Life from table 4-1.

b. SLV = Salvage Value from table 4-1.

c. Discounted CMR = cost of money rate (appendix I) reduced by 25 percent for overhead and profit allowance.

4.10 Other Ownership Elements. Taxes, storage (lay up), and insurance are considered indirect (overhead) costs. These costs are not included in ownership rates since they vary by geographic area and with individual contractors. These costs are

considered as overhead costs and are, therefore, not included here so they will not be duplicated in the overhead in the estimate or submitted proposal.

SECTION VI. OPERATING FACTORS

4.11 Hourly Operating Cost. Operating cost is based on effective working time. Dredging plant operating factors are shown in table 4-1. These factors, which are described in paragraph 4.12, are not intended to replace historical data, but will be used when historical data is limited or nonexistent.

4.12 Prime and Secondary Power. Prime power refers to the primary operating engine for the dredge or other piece of attendant plant. Secondary power refers to all other secondary engines or power plants. If more than one secondary power engine is present, the horsepower is totaled. Fuel consumption factors are prepared on the same basis as in chapter 2. Hourly fuel cost is calculated separately for the primary and secondary engines. The formula used is expressed as follows:

Hourly Fuel Cost = Horsepower x Fuel Cost/Gallon x Engine Fuel Factor

Where:

a. Horsepower is the engine's rated horsepower.

b. Fuel Cost/Gallon is based on values shown in appendix B. See chapter 3 for fuel cost adjustments.

c. Fuel Factor - Gas or Diesel Fuel. The fuel factor is listed in table 4-1 for the primary and secondary engines.

4.13 Water, Lube, and Supplies (WLS). This factor is similar to the filters, oil, and grease (FOG) factor described in chapter 2. This item is computed as either a percentage of the hourly fuel costs or, if the type of plant has no engine, a reasonable hourly cost should be included. This factor does not include an allowance for the oiler normally assigned to the dredge or other piece of dredging plant. The formula is expressed as follows:

Water, Lube, and Supply Cost = WLS factor x Hourly Fuel Cost

Where:

a. WLS Factor is obtained from table 4-1.

b. Hourly Fuel Cost is calculated as shown in paragraph 4-12.

4.14 Repair Factor (RPR). This factor includes an allowance for all major and minor repairs and is similar to the maintenance and repair cost factor (RCF) described in

chapter 2. The economic adjustment factor (EAF) and the labor adjustment factor (LAF) are required to develop this cost. The formula is expressed as follows:

$$\text{Repair Cost} = \frac{(\text{Total Plant Value x RPR x EAF x LAF})}{\text{Life in hr}}$$

Where:

a. Total Plant Value = Acquisition price plus initial capital improvements.

b. RPR = Repair Factor from table 4-1.

c. EAF = Economic Index (present year)/Economic Index (acquisition year).

d. LAF = Labor Adjustment Factor from appendix B.

e. Life in hrs = Physical Life from table 4-1.

It should be noted that the repair allowance <u>does not include</u> the following estimated additive items:

f. Excessive dredge wear for parts (e.g., cutter teeth and main suction pumps) is not included due to the wide variety of materials being dredged. The original cost of the bucket and normal wear are typically included in the plant value covered in the plant rate. Excessive bucket wear for mechanical dredges is estimated as an additive item or treated as a separate unit of equipment from table 2-1. Allowances for wear due to abrasive material should only be included as an additive item if it is warranted and is not considered elsewhere in the estimate.

g. Dry docking costs, which represent an allowance for rental of the dry dock facility, are not included because they vary greatly depending on the facilities available. Repairs incurred while in dry dock, which occur periodically, are in the repairs. Dry docking costs will be allocated on an average annual basis over the years between such occurrences, consistent with cost accounting standards and generally accepted accounting principles and practices.

h. There is no predetermined allowance in the dredging plant methodology for jobsite yard costs, mobilization, or demobilization. All of these cost elements must be separately estimated to match each project's construction conditions.

SECTION VII. STANDBY

4.15 <u>Standby Rate</u>. The standby rate is computed by allowing the full ownership cost. In addition to the standby ownership rate, it may be necessary on dredges to include operating costs. Examples of allowable operating costs are as follows: Minimum crew;

a generator fuel allowance to account for operation of a diesel engine generator for power to operate pumps; navigation lights; etc.

a. Standby is a directed delay by the Government and will not be allowed during periods when the plant would have otherwise been in idle status, such as non-effective working time. Since ownership is calculated based on life in years computed monthly, standby should be paid only when additional time has been directed by the Government. Standby is to be paid on a 24-hour basis.

b. Standby for pipeline and accessories will be based on pumping mud in determining values from table 4-1.

SECTION VIII. NEGOTIATED PROCUREMENT

4.16 Rates. The calculated dredging plant rates based on the methodology presented in this chapter should be used for preparing a reasonable contract estimate. When adequate cost or pricing data is available and submitted by the contractor for negotiated procurement, the rates may be adjusted consistent with the methodology in this chapter. Cost or pricing data is defined in FAR 15.4*,* Contract Pricing.

4.17 Allowance for Additional Capital Improvements. Allowance for additional capital improvements will be calculated consistent with generally accepted accounting principles. When adequate cost or pricing data is not available, factors for a similar unit of equipment may be used for determining the ownership rate for overage equipment and plant.

4.18 Overage Plant. When the plant has exceeded the useful life given in table 4-1, it is considered overage. The ownership rate for overage plant should be determined with the same methodology described in section V.

a. When actual cost or pricing data is available to adjust the operating rate, the data must be accurate, complete, and established according to generally accepted accounting principles.

b. When actual cost or pricing data is not available, the total hourly operating rate for overage equipment will be computed on the basis that the equipment is equal to the useful life as shown in table 4-1.

4.19 Dredging and Marine Plant Purchased Used. For plant purchased used, the ownership and operating rate must be calculated on an individual case, due to the varying conditions. When actual cost or pricing data is not available, the methodology from this chapter will be used and values for life and salvage from table 4-1 can be adjusted. Support for adjustments can be obtained by calling the Chief, Cost Engineering Branch, Engineering and Construction Division, Walla Walla District, U.S. Army Corps of Engineers, CENWW-ECE, telephone 509-527-7511 or 509-527-7510.

SECTION IX. RATE CALCULATION EXAMPLE

4.20 Rate Calculation Example. The example shown in figure 4-2 illustrates the use of figure 4-1, table 4-1, and the regional data from appendix B to generate a rate. For illustration purposes, assume that a 24-inch hydraulic dredge (pipeline) was purchased new in 1997 for $4,500,000, including tax and delivery, and there were no initial capital improvements. This example uses 500 hours per month and a discounted CMR of 2.80 percent.

Table 4-1
Dredging Plant Cost Factors

Type of Plant	Useful Life	Physical Life	Salvage Value	Prime Engine Fuel Factor			Secondary Engine Fuel Factor			WLS %		RPR %
	YRS	HR	SLV	HPF	G	D	HPF	G	D	G	D	
Hydraulic Dredges - Pipeline (Cutterhead or Dustpan) (Based on Discharge Diameter) (Non Truckable)												
8 inch and under	5	10,000	0.05	80	0.083	0.045	70	0.072	0.039	20	22	70
9 inch through 10 inch	6	12,000	0.05	80	0.083	0.045	70	0.072	0.039	20	22	80
11 inch through 12 inch	8	16,000	0.05	80	0.083	0.045	70	0.072	0.039	20	22	90
13 inch through 15 inch	15	40,000	0.05	80	0.083	0.045	70	0.072	0.039	20	22	100
16 inch through 17 inch	20	80,000	0.05	80	0.083	0.045	70	0.072	0.039	20	22	110
18 inch through 20 inch	20	100,000	0.05	80	0.083	0.045	70	0.072	0.039	20	22	120
21 inch through 22 inch	25	120,000	0.10	80	0.083	0.045	70	0.072	0.039	20	22	130
23 inch through 24 inch	25	130,000	0.10	80	0.083	0.045	70	0.072	0.039	20	22	130
25 inch through 29 inch	30	135,000	0.10	80	0.083	0.045	70	0.072	0.039	20	22	130
30 inch or larger	30	135,000	0.10	80	0.083	0.045	70	0.072	0.039	20	22	130
Barge Mounted Booster Pump (For Pipeline Dredges)												
16 inch through 17 inch	20	80,000	0.05	80	0.083	0.045	70	0.072	0.039	22	24	80
18 inch through 20 inch	20	100,000	0.10	80	0.083	0.045	70	0.072	0.039	22	24	90
21 inch through 22 inch	25	120,000	0.10	80	0.083	0.045	70	0.072	0.039	22	24	100
23 inch through 24 inch	25	130,000	0.10	80	0.083	0.045	70	0.072	0.039	22	24	110
25 inch through 29 inch	30	135,000	0.10	80	0.083	0.045	70	0.072	0.039	22	24	120
30 inch or larger	30	135,000	0.10	80	0.083	0.045	70	0.072	0.039	22	24	120

SLV = Salvage Value
WLS = Water, Lube, and Supplies
HPF = Horsepower Factor
RPR = Repairs
G = Gas
D = Diesel

Table 4-1
Dredging Plant Cost Factors

Type of Plant	Useful Life	Physical Life	Salvage Value	Prime Engine Fuel Factor			Secondary Engine Fuel Factor			WLS %		RPR %
	YRS	HR	SLV	HPF	G	D	HPF	G	D	G	D	
Mechanical Dredges (Large)[1]												
Clamshell - under 5 cy	8	18,000	0.05	70	0.072	0.039	60	0.062	0.033	22	24	90
Clamshell - 6 cy to 10 cy	13	26,000	0.05	70	0.072	0.039	60	0.062	0.033	22	24	100
Clamshell - 11 cy to 15 cy	20	40,000	0.05	70	0.072	0.039	60	0.062	0.033	22	24	110
Clamshell - 16 cy to 20 cy	25	75,000	0.05	70	0.072	0.039	60	0.062	0.033	22	24	120
Clamshell - 20 cy and over	30	90,000	0.05	70	0.072	0.039	60	0.062	0.033	22	24	130
All Other Types (Bucket or Dipper)	25	90,000	0.10	70	0.072	0.039	60	0.062	0.033	22	24	120
Barge Mounted Crane with Clamshell Bucket Non Dredging												
Clamshell - under 6 cy	9	18,000	0.05	55	0.055	0.031	45	0.045	0.025	22	24	85
Clamshell - 6 cy to 10 cy	14	28,000	0.05	55	0.055	0.031	45	0.045	0.025	22	24	95
Clamshell - 11 cy to 15 cy	21	42,000	0.05	55	0.055	0.031	45	0.045	0.025	22	24	105
Barge Mounted Lifting Crane												
25 Ton to 75 Ton, 45' Boom	9	18,000	0.05	40	0.040	0.022	30	0.030	0.017	22	24	80
75 Ton to 125 Ton, 60' Boom	14	28,000	0.05	40	0.040	0.022	30	0.030	0.017	22	24	90
Over 125 Ton, over 60' Boom	21	42,000	0.05	40	0.040	0.022	30	0.030	0.017	22	24	100
Barges (Used with Dredging)												
Fuel or Water	20	90,000	0.05	20	0.021	0.011	20	0.021	0.011	18	20	60
Equipment or Work	20	90,000	0.05	20	0.021	0.011	20	0.021	0.011	18	20	60
Derrick	20	90,000	0.10	20	0.021	0.011	20	0.021	0.011	18	20	70
Anchor	20	90,000	0.05	20	0.021	0.011	20	0.021	0.011	18	20	60
Mooring Barge	20	90,000	0.05	20	0.021	0.011	20	0.021	0.011	18	20	60
Dump Scow	20	90,000	0.05	20	0.021	0.011	20	0.021	0.011	18	20	70

SLV = Salvage Value HPF = Horsepower Factor G = Gas D = Diesel
WLS = Water, Lube, and Supplies RPR = Repairs
[1] Sized by the largest bucket used (normally a mud bucket)

Table 4-1
Dredging Plant Cost Factors

Type of Plant	Useful Life	Physical Life	Salvage Value	Prime Engine Fuel Factor			Secondary Engine Fuel Factor			WLS %		RPR %
	YRS	HR	SLV	HPF	G	D	HPF	G	D	G	D	
Boats – See Category M10												
Tugs and Tenders (Used with Dredging)												
Under 500 hp	8	18,000	0.10	80	0.083	0.045	70	0.072	0.039	32	38	80
501 through 1,000 hp	10	40,000	0.10	80	0.083	0.045	70	0.072	0.039	32	38	90
1,001 through 2,000 hp	15	55,000	0.10	80	0.083	0.045	70	0.072	0.039	32	38	100
2,001 through 3,000 hp	20	100,000	0.10	80	0.083	0.045	70	0.072	0.039	32	38	110
Over 3,000 hp	25	120,000	0.10	80	0.083	0.045	70	0.072	0.039	32	38	120
Pipeline and Accessories (Inland Environment)												
Metal Pipeline (under 20 inch)												
Pumping Mud	2	9,000	0.10	0	0.000	0.000	0	0.000	0.000	0	0	5
Pumping Sand	1	4,500	0.10	0	0.000	0.000	0	0.000	0.000	0	0	5
Pumping Rock (Gravel)	0.3	1,500	0.10	0	0.000	0.000	0	0.000	0.000	0	0	5
Joints	3	12,000	0.10	0	0.000	0.000	0	0.000	0.000	0	0	30
Pontoons/Floats	12	60,000	0.10	0	0.000	0.000	0	0.000	0.000	0	0	5
Metal Pipeline (20 inch and Larger)												
Pumping Mud	3	12,000	0.10	0	0.000	0.000	0	0.000	0.000	0	0	5
Pumping Sand	1.5	6,000	0.10	0	0.000	0.000	0	0.000	0.000	0	0	5
Pumping Rock (Gravel)	0.5	2,000	0.10	0	0.000	0.000	0	0.000	0.000	0	0	5
Joints	3	12,000	0.10	0	0.000	0.000	0	0.000	0.000	0	0	30
Pontoons/Floats	12	60,000	0.10	0	0.000	0.000	0	0.000	0.000	0	0	5

SLV = Salvage Value HPF = Horsepower Factor G = Gas D = Diesel
WLS = Water, Lube, and Supplies RPR = Repairs

Table 4-1
Dredging Plant Cost Factors

Type of Plant	Useful Life	Physical Life	Salvage Value	Prime Engine Fuel Factor			Secondary Engine Fuel Factor			WLS %		RPR %
	YRS	HR	SLV	HPF	G	D	HPF	G	D	G	D	
Pipeline and Accessories (Ocean Environment)												
Metal Pipeline (All sizes)												
Pumping Mud	2	9,000	0.40	0	0.000	0.000	0	0.000	0.000	0	0	5
Pumping Sand	1	4,500	0.40	0	0.000	0.000	0	0.000	0.000	0	0	5
Pumping Rock (Gravel)	0.3	1,500	0.40	0	0.000	0.000	0	0.000	0.000	0	0	5
Joints	1	4,500	0.40	0	0.000	0.000	0	0.000	0.000	0	0	5
Pontoons/Floats	2	9,000	0.40	0	0.000	0.000	0	0.000	0.000	0	0	5
Metal Pipeline On-Shore												
Pumping Mud	3	12,000	0.10	0	0.000	0.000	0	0.000	0.000	0	0	5
Pumping Sand	1.5	6,000	0.10	0	0.000	0.000	0	0.000	0.000	0	0	5
Pumping Rock (Gravel)	0.5	2,000	0.10	0	0.000	0.000	0	0.000	0.000	0	0	5

Standby Calculation: Standby for pipeline and accessories will be based on pumping mud.

SLV = Salvage Value HPF = Horsepower Factor G = Gas D = Diesel
WLS = Water, Lube, and Supplies RPR = Repairs

Example: The piece of equipment shown is based on a known piece of equipment for illustration purposes only.

Use this worksheet to compute a monthly and hourly rate for marine and dredging plant (see appendix A for a blank form).

REGION 3 ID No: _____

1. MARINE AND DREDGING PLANT INFORMATION AND EXPENSE FACTORS

a.	Plant Pertinent Data		
	(1) Equipment Description		24" Hydraulic Cutter Suction Dredge
	(2) Model and Series		Ellicott Super Dragon
	(3) Present Year or Year of Use		2018
	(4) Acquisition Year		2001
	(5) Horsepower (hp) - Prime		3,730 hp
	(6) Horsepower (hp) - Secondary Engine(s)		
	(a) Electrical Generators		200 hp
	(b) Hydraulic System		1,325 hp
	(c) Cutter Head Drive		750 hp
	(d) Hydraulic Water Jet		200 hp
	Total Secondary hp		**2,475 hp**
	(7) Plant Value		
	(a) Acquisition Costs	$	4,500,000.00
	(b) Capital Improvements	$	-
	Total Plant Value	**$**	**4,500,000.00**
	(8) Hours Worked per Month (Effective Time)		500 hrs/mo
	(9) Additive Item(s) (Monthly Costs to be Estimated)		
	(a) Excessive Dredge Wear (Gravel)		$8,000.00/mo
	(b)		$0.00/mo
	(c)		$0.00/mo
	(d)		$0.00/mo
	(e)		$0.00/mo
	Total Additive Items		**$8,000.00/mo**
b.	Appendix B, Area Factors Data		
	(1) Labor Adjustment Factor (LAF)		0.89
	(2) Fuel Type		Marine Diesel
	Fuel Cost Per Gallon	$	2.71
	(3) Cost of Money Rate (discounted)		2.80%
c.	Appendix E, Economic Index Data (EK 105)		
	(1) Economic Index, Acquisition Year		5771
	(2) Economic Index, Present Year or Year of Use		8875

Input data, methodology, and notes used in the following sections of this form are, or have reference to, EP 1110-1-8, CONSTRUCTION EQUIPMENT OWNERSHIP AND EXPENSE SCHEDULE (see chapter 4).

Figure 4-2. Dredging Plant Ownership and Operating Rate Worksheet
Page 1 of 4

REGION 3

1. MARINE AND DREDGING PLANT INFORMATION AND EXPENSE FACTORS (Continued)

d. Figure 4-1, Available Time to Dredge By Region Data (See paragraph 4.3 for guidance)

(1) Months Available per Year (9 months is used for this example)	9 months/yr

e. Table 4-1, Dredging Plant Cost Factors Data

(1) Useful Life (in years) for Ownership (N)	25 yrs
(2) Physical Life (in hours) for Repairs	130,000 hrs
(3) SLV (Salvage Value Factor)	0.10
(4) Prime Engine Fuel Factor (gal/bhp-hr)	0.045
(5) Secondary Engine Fuel Factor (gal/bhp-hr)	0.039
(6) WLS (Water, Lube, and Supplies Factor) percent	22%
(7) RPR (Repair Cost Factor)	1.30

2. ANNUAL OWNERSHIP PERCENTAGE FACTORS

a. Depreciation Percent per Year (DEPR)

(1.0 - SLV)	/	N		
{1.e (3)}		{1.e (1)}		
(1.0 - 0.10)	/	25 yrs	=	3.60%/yr

b. Facilities Capital Cost of Money Percent per Year (FCCM)

[(N-1)	x	(1+SLV)+2]	x	Discounted Money Rate	/	2N		
{1.e (1)}		{1.e (3)}		{appendix B}		{1.e (1)}		
[(25-1)	x	(1+ 0.10 + 2)]	x	2.80%	/	50	=	1.59%/yr

c. Total Ownership Percent per Year (DEPR + FCCM) = **5.19%/yr**

3. OWNERSHIP COSTS

a. Ownership Per Year

		Total Ownership Percent per Year		
Plant Value	x	(DEPR + FCCM)		
{1.a (7)(a)}		{2.c}		
$4,500,000.00	x	5.19%	=	$233,550.00/yr

b. Monthly Ownership Expense

Ownership per Year	/	Months Available per Year			
{3.a}		{1.d (1)}			
$233,550.00/yr	/	9 months/yr	rounded	=	$25,950.00/mo

Figure 4-2. Dredging Plant Ownership and Operating Rate Worksheet
Page 2 of 4

REGION 3

4. OPERATING COSTS

a. Fuel Cost

(1) Prime Engine Fuel

Fuel Factor	x	HP	x	Fuel Cost per Gallon			
{1.e (4)}		{1.a (5)}		{1.b (2)}			
0.045 gal/bhp-hr	x	3,730 hp	x	$	2.71	=	$454.87/hr

(2) Secondary Engine Fuel

Fuel Factor	x	HP	x	Fuel Cost per Gallon			
{1.e (5)}		{1.a (6)}		{1.b (2)}			
0.039 gal/bhp-hr	x	2,475 hp	x	$	2.71	=	$261.58/hr

(3) Total Fuel (Prime Engine Fuel + Secondary Engine Fuel) = $716.45/hr

b. Water, Lube, and Supplies (WLS) Cost

(1) Prime Engine WLS

WLS Factor	x	Hourly Fuel Cost		
{1.e (6)}		{4.a (1)}		
22%	x	$454.87/hr	=	$100.07/hr

(2) Secondary Engine WLS

WLS Factor	x	Hourly Fuel Cost		
{1.e (6)}		{4.a (2)}		
22%	x	$261.58/hr	=	$57.55/hr

(3) Total Fuel (Prime Engine WLS + Secondary Engine WLS) = $157.62/hr

c. Repair Cost

(1) Economic Adjustment Factor (EAF)

Economic Index		Economic Index		
Year of Use	/	Acquisition Year		
{1.c (2)}		{1.c (1)}		
8875	/	5771	=	1.538

(2) Repair Cost

Total Plant Value	x	RPR	x	EAF	x	LAF	/	Life in Hrs		
{1.a (7)}		{1.e (7)}		{4.c (1)}		{1.b (1)}		{1.e (2)}		
$ 4,500,000.00	x	1.30	x	1.538	x	0.89	/	130,000 hrs	=	$61.60/hr

Figure 4-2. Dredging Plant Ownership and Operating Rate Worksheet
Page 3 of 4

REGION 3

4. OPERATING COSTS (Continued)

d. Total Hourly Operating Cost (Fuel + WLS + Repairs)

Fuel	+	WLS	+	Repairs		
{4.a (3)}		{4.b (3)}		{4.c (2)}		
$716.45/hr	+	$157.62/hr	+	$61.60/hr	=	**$935.67/hr**

e. Monthly Operating Cost

Total Hourly Operating Cost	x	Hours Worked/Month		
{4.d}		{1.a (8)}		
$935.67/hr	x	500 hrs/mo	rounded =	$467,835.00/mo

5. TOTAL MONTHLY RATE

a. Ownership {3.b} = $25,950.00/mo

b. Operating {4.e} = $467,835.00/mo

c. Total Estimated Additive Items {1.a (9)} = $8,000.00/mo

d. TOTAL MONTHLY RATE = **$501,785.00/mo**

{5.a} + {5.b} + {5.c}

6. STANDBY ALLOWANCE

a. Standard Hourly Standby Expense

Monthly Ownership	/	Max Hours/Day		
{3.b}		30.4 days/mo x 24 hrs/day		
$25,950.00/mo	/	730 hrs/mo	=	**$35.55/mo**

b. Generator Fuel Allowance for Dredge (An additional generator fuel allowance may be allowed under certain circumstances. This allowance is applicable to dredges only.)

Generator HP	/	Total Secondary HP	x	Secondary Fuel Cost		
{1.a (6)}		{1.a}		{4.a (2)}		
200 hp	/	2,475 hp	x	$261.58	=	**$21.14/hr**

c. TOTAL HOURLY STANDBY ALLOWANCE FOR DREDGE

Standby Expense	+	Generator Fuel Allowance		
{6.a}		{6.b}		
$35.55/mo	+	$21.14/hr	=	**$56.69/hr**

Figure 4-2. Dredging Plant Ownership and Operating Rate Worksheet
Page 4 of 4

Appendix A
References

SECTION I: REQUIRED PUBLICATIONS

Public Law 92-41. Renegotiation Act of 1971 [PL 92-41 (85 Stat. 97)]. https://www.gpo.gov/fdsys/pkg/STATUTE-85/pdf/STATUTE-85-Pg97.pdf

Federal Acquisition Regulation 15.4. Contract Pricing, Government Printing Office, Washington, D.C. https://acquisition.gov/content/part-15-contracting-negotiation#i1105894

_____. 30.101. Cost Accounting Standards, Part 30, Government Printing Office, Washington, D.C. https://acquisition.gov/content/part-30-cost-accounting-standards-administration#id1617MD0B00T

_____. 31.105. Construction and Architect-Engineer Contracts, Government Printing Office, Washington, D.C. https://acquisition.gov/content/part-31-contract-cost-principles-and-procedures#i1086146

_____. 31.205-10. Cost of Money, Government Printing Office, Washington, D.C. https://acquisition.gov/content/part-31-contract-cost-principles-and-procedures#i1084979

_____. 31.205-36. Rental Costs, Government Printing Office, Washington, D.C. https://acquisition.gov/content/part-31-contract-cost-principles-and-procedures#i1085476

_____. 49. Termination of Contracts, Government Printing Office, Washington, D.C. https://acquisition.gov/content/part-49-termination-contracts

_____. 52.230-2. Cost Accounting Standards, Government Printing Office, Washington, D.C. https://acquisition.gov/content/part-52-solicitation-provisions-and-contract-clauses#i1051661

Engineer Regulation 1110-2-1302. Engineering and Design – Civil Works Cost Engineering, U.S. Army Corps of Engineers. https://www.publications.usace.army.mil/Portals/76/Publications/EngineerRegulations/ER_1110-2-1302.pdf?ver=2016-06-28-084819-063

USACE Acquisition Instructions Part 5131 – Contract Cost Principles and Procedures, Subpart 5131.1 – Applicability, Government Printing Office, Washington, D.C. http://cdm16021.contentdm.oclc.org/utils/getfile/collection/p16021coll11/id/2010

_____. 5131.100-70 – Contract Clause, Government Printing Office, Washington, D.C. http://cdm16021.contentdm.oclc.org/utils/getfile/collection/p16021coll11/id/2010

_____. 5131.105 – Construction and Architect-Engineer (A-E) Contracts, Government Printing Office, Washington, D.C. http://cdm16021.contentdm.oclc.org/utils/getfile/collection/p16021coll11/id/2010

U.S. Department of Labor, Bureau of Labor Statistics. Producer Prices and Price Indexes, Government Printing Office, Washington, D.C. https://www.bls.gov/ppi/

SECTION II: RELATED PUBLICATIONS

American Automobile Association. State Gas Price Averages. https://gasprices.aaa.com/state-gas-price-averages/

Caterpillar Performance Handbook, 47th ed., Peoria, Illinois. 2017.

Continental, ContiTech Conveyor Belts. https://www.contitech.de/en-GL/Solutions/Conveyor-Belt-Systems

Goodyear Tires, Tire Catalog. https://www.goodyear.com/en-US/tires/new-tires?cta=BrowseAllFullTiresLink

Goodyear Commercial Tire Systems Engineering Data Book. 2018.

Goodyear Off-the-Road Tire Systems Engineering Data Book. 2018.

Koehring Company. 1975. Estimating Manual for Hydraulic Excavators, 2nd ed., Milwaukee, Wisconsin.

Mitchell Industrial Tire Company (MITCO). http://www.mitco.com/

Nichols, H.L., Jr. 1976. Moving the Earth, 3rd ed., McGraw-Hill Professional.

RSMeans. 2018. Labor Rates for the Construction Industry, 45th ed., Rockland, Massachusetts.

Terex Corporation. 1981. Production and Cost Estimating of Material Movement with Earthmoving Equipment, Hudson, Ohio.

TITAN Tire Corporation, Tire Catalog. http://www.titanstore.com/login.php

U.S. Energy Information Administration, Official Energy Statistics from the U.S. Government. Electric Power Monthly, Washington, D.C. https://www.eia.gov/electricity/monthly/

_____. Short Term Energy Outlook, Washington, D.C. https://www.eia.gov/outlooks/steo/

SECTION III: GEOGRAPHIC REGIONS

Engineer Pamphlet 1110-1-8 Construction Equipment Ownership and Operating Expense Schedule, Volume 1.

Volume 1 is for use in Region I, which includes the following states:

Connecticut
Maine
Massachusetts
New Hampshire
New Jersey
New York
Pennsylvania
Rhode Island
Vermont

Engineer Pamphlet 1110-1-8 Construction Equipment Ownership and Operating Expense Schedule, Volume 2.

Volume 2 is for use in Region II, which includes the following states:

Delaware
District of Columbia
Illinois (East of U.S. Highway 51)
Kentucky (East of U.S. Highway 51)
Indiana
Maryland
Michigan (Lower Peninsula)
Ohio
Virginia
West Virginia

Engineer Pamphlet 1110-1-8 Construction Equipment Ownership and Operating Expense Schedule, Volume 3.

Volume 3 is for use in Region III, which includes the following states:

Alabama
Arkansas
Florida
Georgia
Louisiana
Mississippi
Missouri (Panhandle South of 36° - 30'00")
North Carolina
South Carolina
Tennessee

Engineer Pamphlet 1110-1-8 Construction Equipment Ownership and Operating Expense Schedule, Volume 4.

Volume 4 is for use in Region IV, which includes the following states:

Iowa (North of U.S. Highway 20)
Michigan (Upper Peninsula)
Minnesota
Montana
North Dakota
South Dakota
Wisconsin
Wyoming

Engineer Pamphlet 1110-1-8 Construction Equipment Ownership and Operating Expense Schedule, Volume 5.

Volume 5 is for use in Region V, which includes the following states:

Colorado
Illinois (West of U.S. Highway 51)
Iowa (South of U.S. Highway 20)
Kansas
Kentucky (West of U.S. Highway 51)
Missouri (North of 36° -30'00")
Nebraska

Engineer Pamphlet 1110-1-8 Construction Equipment Ownership and Operating Expense Schedule, Volume 6.

Volume 6 is for use in Region VI, which includes the following states:

New Mexico
Oklahoma
Texas

Engineer Pamphlet 1110-1-8 Construction Equipment Ownership and Operating Expense Schedule, Volume 7.

Volume 7 is for use in Region VII, which includes the following states:

Arizona
California
Nevada
Utah

Engineer Pamphlet 1110-1-8 Construction Equipment Ownership and Operating Expense Schedule, Volume 8.

Volume 8 is for use in Region VIII, which includes the following states:

Idaho
Oregon
Washington

Engineer Pamphlet 1110-1-8 Construction Equipment Ownership and Operating Expense Schedule, Volume 9.

Volume 9 is for use in Region IX, which includes the following states:

Alaska

Engineer Pamphlet 1110-1-8 Construction Equipment Ownership and Operating Expense Schedule, Volume 10.

Volume 10 is for use in Region X, which includes the following states:

Hawaii

Engineer Pamphlet 1110-1-8 Construction Equipment Ownership and Operating Expense Schedule, Volume 11.

Volume 11 is for use in Region XI, which includes the following territory:

Puerto Rico

Engineer Pamphlet 1110-1-8 Construction Equipment Ownership and Operating Expense Schedule, Volume 12.

Volume 12 is for use in Region XII, which includes the following area:

Kwajalein Island

SECTION IV: USACE ACQUISITION INSTRUCTIONS

PART 5131 – CONTRACT COST PRINCIPLES AND PROCEDURES
SUBPART 31.1 — APPLICABILITY

31.105-100 Construction and Architect-Engineer (A-E) Contracts.
Consistent with FAR 31.105(d)(2)(i)(b), equipment ownership and operating costs will be determined using EP 1110-1-8, Construction Equipment Ownership and Operating Expense Schedule.

31.105-101 Special Contract Requirements.
The contracting officer will insert the SCR, Equipment Ownership and Operating Expense Schedule, in Section 00 73 00, in all solicitations and contracts for construction within the United States that are expected to exceed the micro-purchase threshold.

Equipment Ownership and Operating Expense Schedule (MAR 1995).

(a) This special contract requirement does not apply to terminations. See 52.249-5000, Basis for Settlement of Proposals, and FAR Part 49.

(b) Allowable cost for construction and marine plant and equipment in sound workable condition owned or controlled and furnished by a contractor or subcontractor at any tier will be based on actual cost data for each piece of equipment or groups of similar serial and series for which the Government can determine both ownership and operating costs from the contractor's accounting records. When both ownership and operating costs cannot be determined for any piece of equipment or groups of similar serial or series equipment from the contractor's accounting records, costs for that equipment will be based upon the applicable provisions of EP 1110-1-8 Construction Equipment Ownership and Operating Expense Schedule, Region III. Working conditions will be considered to be average for determining equipment rates using the schedule, unless specified otherwise by the contracting officer. For equipment not included in the schedule, rates for comparable pieces of equipment may be used or a rate may be

developed using the formula provided in the schedule. For forward pricing, the schedule in effect at the time of negotiations will apply. For retroactive pricing, the schedule in effect at the time the work was performed will apply.

(c) Equipment rental costs are allowable, subject to the provisions of FAR 31.105(d)(ii) and FAR 31.205-36, Rental Costs. Rates for equipment rented from an organization under common control, lease-purchase arrangements, and sale-leaseback arrangements, will be determined using the schedule, except that actual rates will be used for equipment leased from an organization under common control that has an established practice of leasing the same or similar equipment to unaffiliated lessees.

(d) When actual equipment costs are proposed and the total amount of the pricing action exceeds the SAT, the contracting officer will request the contractor to submit either certified cost or pricing data, or partial/limited data, as appropriate. The data must be submitted on Standard Form 1411, Contract Pricing Proposal Cover Sheet.

SECTION V: EFAR REFERENCE

The Engineer Federal Acquisition Regulation Supplement (EFARS) is RESCINDED by the USACE Acquisition Instruction, which was issued by USACE Head of Contracting Activity on March 18, 2013. EFARS can be referenced, as necessary, for any contracts issued before March 18, 2013. The applicable EFARS sections are included in the schedule in effect at the time the work was performed.

SECTION VI: OBTAINING PUBLICATION AND CHECKRATE

The Engineer Pamphlet (EP) 1110-1-8 Volumes 1-12 is available in PDF and can be viewed or downloaded at the official HQUSACE documents web page at http://www.usace.army.mil/ by selecting “Library” and selecting “Publications.” Select “USACE Publications” in the title bar. A dropdown menu will appear. From the dropdown menu, select “Engineer Pamphlets.” From there, use the search feature located under “Engineer Pamphlets” to enter and search for 1110-1-8. This will narrow the publication list down to one selection that contains the portal with all 12 volumes of EP 1110-1-8 in PDF format. Using the “Search Publications” feature at the top right of this web page will bring up not only a link to EP 1110-1-8, but also a list of publications that mention this EP.

Compact disks (CDs) are developed and distributed to a pre-publication mailing list. A limited number of additional CDs are produced and are available upon request.

Requests for CDs may be placed by sending an e-mail to CENWW-COST@usace.army.mil. When ordering, please give the following information and specify the quantity:

Title of Publication:	EP 1110-1-8, Construction Equipment Ownership and Operating Expense Schedule
Region:	Region I through XII
Volume No.	Volume No. 1 through No. 12
Media:	CD
Quantities:	

Other products are available at the Walla Walla District Cost Engineering website: http://www.nww.usace.army.mil/Missions/CostEngineering.aspx. Expand the Product Support Section by clicking on the plus sign next to "Construction Equipment Rates (EP 1110-1-8) and CHECKRATE." The following links and downloads are available:

Previous editions of Engineers Pamphlet EP 1110-1-8. To access, select "Historical Construction Equipment Rates (past issues of EP 1110-1-8)." The direct link to past editions is: http://www.nww.usace.army.mil/Missions/CostEngineering/Historical.aspx.

CHECKRATE. To access, select "Download CHECKRATE (Excel-based program)." The direct link to download the CHECKRATE workbook is:

http://www.nww.usace.army.mil/Portals/28/docs/costengineering/CheckRate04v06r1.xls.

WORKSHEET FOR LAND-BASED EQUIPMENT

Use this worksheet to compute an hourly rate for equipment that is not in this pamphlet or is in the pamphlet but not equivalent in size, capacity, horsepower, or value.

1. EQUIPMENT INFORMATION AND EXPENSE FACTORS ID No: _____

a.

(1) Equipment Description _____

(2) Model and Series _____

(3) Present Year or Year of Use _____

(4) Year Manufactured _____

(5) Horsepower - Equipment _____

(6) Horsepower - Carrier _____

(7) Fuel - Equipment _____

Fuel - Carrier _____

(8) Shipping Weight (cwt) _____ cwt

(9) Tire size and number of tires: (Cost of tires based on present year; see 1.a (3) and app. F):

	Size/Ply	App F Code	No.	Unit Price	Cost
(a) Front (FT)				$	$
(b) Drive (DT)				$	$
(c) Trailing (TT)				$	$
(d) **Total Tire Cost**					**$**

(10) List Price + Accessories

[at Year of Manufacture] $ _____ OR Actual Purchase Price: $ _____

USE APPENDIX D TO OBTAIN THE FOLLOWING DATA

b. Category and Subcategory _____

c. Hourly Expense Calculation Factors

(1) Economic Key (EK) _____

(2) Operating Condition (C): A = Average, D = Difficult, S = Severe _____

(3) Discount Code (DC): B = 7.5%, S = 15% _____ %

(4) Life in Hours _____

(5) Salvage Value Percentage _____

(6) Fuel Factor - Equipment _____

(7) Fuel Factor - Carrier _____

(8) Filter, Oil, and Grease (FOG) _____

(9) Tire Wear Factor

(a) Front (FT) _____

(b) Drive (DT) _____

(c) Trailing (TT) _____

(10) Repair Cost Factor (RCF) _____

2. EQUIPMENT VALUE

a. List Price + Accessories [At year of Manufacture] = $ _____

(1) Discount (List Price + Accessories) x Discount Code
{1.a (10)} {1.c (3)}
($ _____ + $ _____) _____ % -$ _____

(2) Subtotal {2.a} - {2.a (1)} Subtotal = $ _____

(3) Sales or Import Tax Subtotal x Tax Rate
{2.a (2)} {appendix B}
$ _____ x _____ % = $ _____

(4) Total Discounted Price: Subtotal 2.a (2) + 2.a (3) Subtotal = $ _____

b. Freight Shipping Weight x Freight Rate per cwt
{1.a (8)} {appendix B}
_____ cwt x $ _____ = $ _____

c. **TOTAL EQUIPMENT VALUE (TEV):** **TOTAL [2]** = **$** _____
{2.a (4)} + {2.b} OR actual purchase price {1.a (10)}
(See chapter 3 for used and overage equipment rate adjustments.)

---

3. DEPRECIATION PERIOD (N)

a. LIFE / Working Hours Per Year (WHPY) = N
{1.c (4)} {appendix B}
_____ hrs / _____ hrs/year = _____ years (N)

---

4. OWNERSHIP COST

a. Depreciation

(1) Tire Cost Index (TCI) (USE EK = 100 in appendix E)
Tire Index, Year of Manufacture / Tire Index, Year of Use Tire Cost Index (TCI)
{1.a (4)} {1.a (3)}
_____ / _____ = _____

(2) [TEV x (1 - SLV) - (TCI x Tire Cost)] / Life
{2.c} {1.c (5)} {4.a (1)} {1.a (9)(d)} {1.c (4)}
[$ _____ x (1 -) - (x $)] / _____ hrs = $ _____ /hr

4. OWNERSHIP COST (Continued)

b. Facilities Capital Cost of Money (FCCM)

(1)	[(N - 1.0)	x	(1 + SLV)	+ 2.0] /	(2.0 x N)	=	Average Value Factor (AVF)
	{3.a}		{1.c.5}		{3.a}		
	[(- 1)	x	(1 +)	+ 2.0] /	(2 x)	=	

(2)	TEV	x	AVF	x	Adjusted Cost of Money	/	WHPY		
	{2.c}		{4.b (1)}		{appendix B}		{appendix B}		
	$	x		x	%	/	hrs/yr	= $	/hr

c. **TOTAL HOURLY OWNERSHIP COST** **TOTAL [4] = $ /hr**
{4.a (2)} + {4.b (2)}

---

5. OPERATING COST

a. Fuel Costs

(1) Equipment

Fuel Factor	x	Horsepower	x	Fuel Cost Per Gallon		
{1.c (6)}		{1.a (5)}		{appendix B}		
	x		x	/gal	= $	/hr

(2) Carrier

Fuel Factor	x	Horsepower	x	Fuel Cost Per Gallon		
{1.c (7)}		{1.a (6)}		{appendix B}		
	x	hp	x	$ /gal	= $	/hr

(3) Total Hourly Fuel Cost
{5.a (1)} + {5.a (2)} **Total [5.a] = $ /hr**

b. FOG Cost

(1) Equipment

FOG Factor	x	Equipment Hourly Fuel Cost	x	Labor Adjustment Factor		
{1.c (8)}		{5.a (1)}		LAF {appendix B}		
	x	$ /hr	x		= $	/hr

5. OPERATING COST (Continued)

(2) Carrier

FOG Factor {1.c (8)}	x	Carrier Hourly Fuel Cost {5.a (2)}	x	LAF {appendix B}		
_____	x	$ _____ /hr	x	_____	=	$ _____ /hr

(3) Total Hourly FOG Cost
{5.b (1)} + {5.b (2)} **Total [5.b] = $ _____ /hr**

c. Alternative Fuel/FOG Cost **Total [5.c] = $ _____ /hr**
(See chapter 2, paragraph 2.24.d for guidance on when to use.)

d. Repair Cost

(1) Economic Adjustment Factor (EAF)
EK is from {1.c (1)}

Economic Index, Year of Use {1.a (3)} appendix E, EK = {1.c (1)}	/	Economic Index, Year of Manufacture {1.a (4)} appendix E, EK = {1.c (1)}	=
_____	/	_____	_____

(See table 3-1 for last year of economic life.)

(2) Repair Factor (RF)

RCF {1.c (10)}	x	EAF {5.d (1)}	x	LAF {appendix B}		
_____	x	_____	x	_____	=	_____

(3) Repair Cost

[TEV {2.c}	-	(TCI {4.a (1)}	x	Tire Cost)] {1.a (9)(d)}	x	RF {5.d (2)}	/	LIFE	
[$ _____	-	(_____	x	$ _____)]	x	_____	/	_____ hrs	

(4) Total Hourly Repair Cost **Total [5.d] = $ _____ /hr**

5. OPERATING COST (Continued)

e. Tire Wear Cost. (Use current price levels. See appendix F.)

(1) Front Tires (FT)

(1.5 x FT Cost)	/	(1.8 x FT Wear Factor	x	Maximum Tire Life Hours)		
{1.a (9)(a)}		{1.c (9)(a)}		{appendix F}		
(1.5 x $)	/	(1.8 x	x	hrs)	=	$ /hr

(2) Drive Tires (DT)

(1.5 x DT Cost)	/	(1.8 x DT Wear Factor	x	Maximum Tire Life Hours)		
{1.a (9)(b)}		{1.c (9)(b)}		{appendix F}		
(1.5 x $)	/	(1.8 x	x	hrs)	=	$ /hr

(3) Trailing Tires (TT)

(1.5 x TT Cost)	/	(1.8 x TT Wear Factor	x	Maximum Tire Life Hours)		
{1.a (9)(c)}		{1.c (9)(c)}		{appendix F}		
(1.5 x $)	/	(1.8 x	x	hrs)	=	$ /hr

(4) Total Tire Wear Cost **Total [5.e] = $ /hr**

f. Tire Repair Cost

Total Tire Wear Cost/Hour	x	(0.15 x LAF)	
{5.e (4)}		{appendix B}	
$	x	(0.15 x)	**Total [5.f] = $ /hr**

g. TOTAL HOURLY OPERATING COST

Sum {5.a} through {5.f} **Total [5] = $ /hr**

a. Total Hourly Rate: (Based on 40 hours per week).

Ownership Cost {4.c}	+	Operating Cost {5.g}		
$ _____	+	$ _____	=	**$ /hr**

b. Other Work Shifts Hourly Rate:

(Refer to chapter 3, Adjustments to Rates, for methodology.)

Depreciation {4.a (2)}	+	(FCCM {4.b (2)}	x	40 hr/wk	/	Work hr/wk)	+	Operating Cost {5.g}		
$ _____ /hr	+	($ _____ /hr	x	40 hr/wk	/	_____ hr/wk)	+	$ _____ /hr	=	**$ /hr**

c. Standby Hourly Rate:

(Refer to chapter 2, paragraph 2.28 for guidance on use.)

(Depreciation {4.a (2)}	x	0.50)	+	FCCM {4.b (2)}		
($ _____ /hr	x	0.50)	+	$ _____ /hr	=	**$ /hr**

(Refer to chapter 3, paragraph 3.12 for guidance for overage equipment.)

See chapter 3 if rate adjustments are necessary.

WORKSHEET FOR MARINE EQUIPMENT

Use this worksheet to compute a monthly and hourly rate for marine and dredging plant.

ID No: _____

1. MARINE AND DREDGING PLANT INFORMATION AND EXPENSE FACTORS

a. Plant Pertinent Data

(1) Equipment Description _____

(2) Model and Series _____

(3) Present Year or Year of Use _____

(4) Acquisition Year _____

(5) Horsepower (hp) - Prime _____

(6) Horsepower (hp) - Secondary Engine(s)

(a) Electrical Generators _____ hp

(b) Hydraulic System _____ hp

(c) Cutter Head Drive _____ hp

(d) Hydraulic Water Jet _____ hp

Total Secondary hp **hp**

(7) Plant Value

(a) Acquisition Costs $ _____

(b) Capital Improvements $ _____

Total Plant Value **$**

(8) Hours worked Per Month (Effective Time) _____ hrs/mo

(9) Additive Item(s) (Monthly Costs to be Estimated)

(a) _____ $ _____ /mo

(b) _____ $ _____ /mo

(c) _____ $ _____ /mo

(d) _____ $ _____ /mo

(e) _____ $ _____ /mo

Total Additive Items **$** **/mo**

b. Appendix B, Area Factors Data

(1) Labor Adjustment Factor (LAF) _____

(2) Fuel Type _____

Fuel Cost Per Gallon $ _____

(3) Cost of Money Rate (discounted) _____ %

c. Appendix E, Economic Index Data (EK 105)

(1) Economic Index, Acquisition Year _____

(2) Economic Index, Present Year or Year of Use _____

Input data, methodology, and notes used in the following sections of this form are, or have reference to, EP 1110-1-8, CONSTRUCTION EQUIPMENT OWNERSHIP AND EXPENSE SCHEDULE (see chapter 4).

Dredging Plant Ownership and Operating Rate Worksheet Page 1 of 4

1. MARINE AND DREDGING PLANT INFORMATION AND EXPENSE FACTORS (Continued)

d. Figure 4-1, Available Time to Dredge By Region Data. *(See paragraph 4.3 for guidance.)*

(1) Months Available Per Year *(9 months is used for this example)* _____ months/yr

e. Table 4-1, Dredging Plant Cost Factors Data

(1) Useful Life (in Years) for Ownership (N) _____ yrs

(2) Physical Life (in Hours) for Repairs _____ hrs

(3) SLV (Salvage Value Factor) _____

(4) Prime Engine Fuel Factor (gal/bhp-hr) _____

(5) Secondary Engine Fuel Factor (gal/bhp-hr) _____

(6) WLS (Water, Lube, and Supplies Factor) percent _____ %

(7) RPR (Repair Cost Factor) _____

2. ANNUAL OWNERSHIP PERCENTAGE FACTORS

a. Depreciation Percent Per Year (DEPR)

(1.0 - SLV)	/	N		
{1.e (3)}		{1.e (1)}		
(1.0 - _____)	/	_____ yrs	=	_____ %/yr

b. Facilities Capital Cost of Money Percent Per Year (FCCM)

[(N-1)	x	(1+SLV)+2]	x	Discounted Money Rate	/	2N		
{1.e (1)}		{1.e (3)}		{appendix B}		{1.e (1)}		
[(_____ - 1)	x	(1 + _____)+2	x	_____ %	/	_____	=	_____ %/yr

c. Total Ownership Percent Per Year (DEPR + FCCM) = **_____ %/yr**

3. OWNERSHIP COSTS

a. Ownership Per Year

Plant Value	x	Total Ownership Percent Per Year (DEPR + FCCM)		
{1.a (7)(a)}		{2.c}		
$ _____	x	_____ %	=	$ _____ /yr

b. Monthly Ownership Expense

Ownership Per Year	/	Months Available Per Year		
{3.a}		{1.d (1)}		
$ _____ /yr	/	_____ months/yr	rounded =	$ _____ /mo

4. OPERATING COSTS

a. Fuel Cost

(1) Prime Engine Fuel

Fuel Factor {1.e (4)}	x	HP {1.a (5)}	x	Fuel Cost Per Gallon {1.b (2)}		
gal/bhp-hr	x	hp	x	$	=	$ /hr

(2) Secondary Engine Fuel

Fuel Factor {1.e (5)}	x	HP {1.a (6)}	x	Fuel Cost Per Gallon {1.b (2)}		
gal/bhp-hr	x	hp	x	$	=	$ /hr

(3) Total Fuel (Prime Engine Fuel + Secondary Engine Fuel) = **$ /hr**

b. Water, Lube, and Supplies (WLS) Cost

(1) Prime Engine WLS

WLS Factor {1.e (6)}	x	Hourly Fuel Cost {4.a (1)}		
%	x	$ /hr	=	$ /hr

(2) Secondary Engine WLS

WLS Factor {1.e (6)}	x	Hourly Fuel Cost {4.a (2)}		
%	x	$ /hr	=	$ /hr

(3) Total Fuel (Prime Engine WLS + Secondary Engine WLS) = **$ /hr**

c. Repair Cost

(1) Economic Adjustment Factor (EAF)

Economic Index Year of Use {1.c (2)}	/	Economic Index Acquisition Year {1.c (1)}		
	/		=	

(2) Repair Cost

Total Plant Value {1.a (7)}	x	RPR {1.e (7)}	x	EAF {4.c (1)}	x	LAF {1.b (1)}	/	Life in Hrs {1.e (2)}		
$	x		x		x		/	hrs	=	$ /hr

4. OPERATING COSTS (Continued)

d. Total Hourly Operating Cost (Fuel + WLS + Repairs)

Fuel	+	WLS	+	Repairs		
{4.a (3)}		{4.b (3)}		{4.c (2)}		
$ /hr	+	$ /hr	+	$ /hr	=	**$ /hr**

e. Monthly Operating Cost

Total Hourly Operating Cost	x	Hours Worked/Month		
{4.d}		{1.a (8)}		
$ /hr	x	hrs/mo	rounded =	$ /mo

5. TOTAL MONTHLY RATE

a. Ownership {3.b} = $ /mo

b. Operating {4.e} = $ /mo

c. Total Estimated Additive Items {1.a (9)} = $ /mo

d. TOTAL MONTHLY RATE = **$ /mo**

{5.a} + {5.b} + {5.c}

6. STANDBY ALLOWANCE

a. Standard Hourly Standby Expense

Monthly Ownership	/	Max Hours/Day		
{3.b}		30.4 days/mo x 24 hrs/day		
$ /mo	/	hrs/mo	=	**$ /mo**

b. Generator Fuel Allowance for Dredge. (An additional generator fuel allowance may be allowed under certain circumstances. This allowance is applicable to dredges only.)

Generator HP	/	Total Secondary HP	x	Secondary Fuel Cost		
{1.a (6)}		{1.a}		{4.a (2)}		
hp	/	hp	x	$	=	**$ /hr**

c. TOTAL HOURLY STANDBY ALLOWANCE FOR DREDGE

Standby Expense	+	Generator Fuel Allowance			
{6.a}		{6.b}			
$		/mo	+ $	/hr **/hr**	= **$**

LEFT BLANK INTENTIONALLY

SOUTHEAST
Region: 3

Total State Sales or Import Tax Rate:	7.65%	
Working Hours Per Year (WHPY):	1,490	hrs/yr
Labor Adjustment Factor (LAF):	0.89	
Electricity Cost Per Kilowatt-Hour:	$0.097	/kW-H
Gasoline Cost Per Gallon:	$2.54	/gal
Diesel Cost Per Gallon (Off-Road Use):	$2.39	/gal
Diesel Cost Per Gallon (On-Road Use):	$2.88	/gal
Cost-of-Money Rate (Full Rate):	3.500%	
Cost-of-Money Rate (Adjusted):	2.800%	

Freight Rates

over	0	cwt –	240	cwt	=	$12.28
over	240	cwt –	300	cwt	=	$8.98
over	300	cwt –	400	cwt	=	$7.44
over	400	cwt –	500	cwt	=	$6.48
over	500	cwt –	700	cwt	=	$6.79
over	700	cwt –	800	cwt	=	$6.79
over	800	cwt –	99,999	cwt	=	$9.88

Appendix B

Area Factors (for all regions)

Below is a listing of all regional area factors for reference only. The area factors used for this pamphlet are located on previous page 415.

Reg			SST	WHPY	LAF	Elec	Gas	D-Off	D-On	Freight Cost Thru CWT $		Thru CWT $		Thru CWT $		Thru CWT $		Thru CWT $		Thru CWT $		Thru CWT $	
1	NORTHEAST	2018	5.75%	1330	1.14	$0.137	$2.78	$2.64	$3.19	240	$18.60	300	$13.09	400	$10.68	500	$9.22	700	$8.07	800	$8.07	99,999	$11.61
2	MIDEAST	2018	5.90%	1410	1.02	$0.101	$2.71	$2.51	$3.02	240	$10.53	300	$7.72	400	$6.40	500	$5.57	700	$5.89	800	$5.89	99,999	$8.66
3	SOUTHEAST	2018	7.65%	1490	0.89	$0.097	$2.54	$2.39	$2.88	240	$12.28	300	$8.98	400	$7.44	500	$6.48	700	$6.79	800	$6.79	99,999	$9.88
4	NORTHCENTRAL	2018	5.25%	1160	1.04	$0.100	$2.64	$2.54	$3.06	240	$24.93	300	$19.35	400	$16.41	500	$14.46	700	$18.66	800	$15.99	99,999	$8.96
5	MIDWEST	2018	7.15%	1270	1	$0.094	$2.59	$2.44	$2.94	240	$17.98	300	$13.91	400	$11.79	500	$10.38	700	$13.27	800	$11.60	99,999	$8.03
6	SOUTHWEST	2018	7.40%	1430	0.87	$0.088	$2.55	$2.41	$2.90	240	$25.44	300	$19.90	400	$16.93	500	$14.73	700	$19.70	800	$16.89	99,999	$9.47
7	WEST	2018	8.00%	1560	1.13	$0.105	$3.08	$2.81	$3.38	240	$34.16	300	$26.48	400	$22.46	500	$19.79	700	$25.46	800	$21.82	99,999	$12.23
8	NORTHWEST	2018	5.30%	1480	1.05	$0.084	$3.11	$2.78	$3.35	240	$24.51	300	$17.39	400	$14.24	500	$12.32	700	$11.26	800	$9.51	99,999	$6.48
9	ALASKA	2018	3.75%	1000	1.17	$0.197	$3.20	$2.75	$3.31	240	$62.53	300	$45.66	400	$33.09	500	$29.01	700	$29.17	800	$26.55	99,999	$22.52
10	HAWAII	2018	4.25%	1520	1.21	$0.265	$3.56	$3.44	$4.15	240	$103.87	300	$49.69	400	$45.19	500	$42.99	700	$46.16	800	$43.86	99,999	$23.34
11	PUERTO RICO	2018	11.50%	1480	0.68	$0.225	$2.54	$2.39	$2.88	240	$37.24	300	$21.16	400	$17.84	500	$17.00	700	$18.72	800	$17.52	99,999	$12.67
12	KWAJALEIN	2018	4.25%	1370	0.97	$0.265	$3.56	$3.44	$4.15	240	$25.91	300	$18.46	400	$15.43	500	$13.35	700	$12.23	800	$10.61	99,999	$8.09

SST = State Sales Tax **WHPY = Work Hours Per Year** **LAF = Labor Adjustment Factor** **Elec = Electricity Cost Per kW-Hr**

Gas = Gasoline Cost per Gal **D-Off = Diesel-Off Road Cost per Gal** **D-On = Diesel-On Road Cost per Gal** **CWT = Hundred Pounds**

Appendix C
Guide for Selecting Operating Conditions

EQUIPMENT TYPE	AVERAGE	SEVERE
B25 and B35: Buckets Clamshell or Dragline Depreciation Period:	Working in gravels, silts, and sands at low impact, freshwater environment. 8,000-10,000 hours	Working in rock, hard digging, high impact, or saltwater environment. 6,500-8,000 hours
C80 and C90: Cranes Hydraulic, Truck Mounted Mechanical, Truck Mounted Depreciation Period:	Lift less than rated capacity, intermittent duty. 14,000-20,000 hours	Continuous lift near rated capacity, excessive swing, abrasive materials, sloped surfaces, and saltwater environment. 12,000-18,000 hours
C85: Cranes Mechanical Dragline, Lifting, or Clamshell Crawler Mounted Depreciation Period:	Gravels, silts, pull, and lift less than rated capacity. 14,000-22,000 hours	Highly abrasive materials, impact breakout, continuous load near rated capacity, and saltwater environment. 12,000-18,000 hours
G10: Generators Depreciation Period:	Working below rated capacity, good field conditions. 8,000-10,000 hours	Working at or above rated capacity, poor field conditions, such as saltwater. 7,000-8,000 hours

EQUIPMENT TYPE	AVERAGE	SEVERE
G15: Graders, Motor Depreciation Period:	Haul road maintenance; road construction, ditching; loose fill spreading; landforming; summer road maintenance with medium to heavy winter snow removal; and elevating grader use. 14,500 hours	Maintenance of hard-packed roads with embedded rock; heavy fill spreading; ripping/scarifying of asphalt or concrete; continuous high load factor; and high impact. 13,500 hours
H25: Hydraulic Excavators Crawler Mounted Depreciation Period:	Mass excavation or trenching where machine digs all the time in natural bed clay soils; some traveling and steady, full-throttle operation; and most log loading operations. 8,500-19,000 hours	Continuous trenching or truck loading in rock or shot rock soils; large amount of travel over rough ground; machine continuously working on rock floor with constant high load factor and high impact; and saltwater environment. 7,000-15,000 hours
H30: Hydraulic Excavators Wheel Mounted Depreciation Period:	Continuous digging in sandy clay/sandy gravel; site development; and lumber yard applications. 8,000-10,000 hours	Continuous digging in rock/natural bed clay; high impact using hammer; and working in forests or quarries. 6,500-8,000 hours

EQUIPMENT TYPE	AVERAGE	SEVERE
H35: Hydraulic Shovels Crawler Mounted (nonelectric) Depreciation Period:	Continuous loading in well-shot rock or fairly tight bank. Good underfoot conditions: Dry floor; little impact; or sliding on undercarriage. 14,000-18,000 hours	Continuous loading in poorly shot rock, virgin, or lightly blasted tight banks. Adverse underfoot conditions: Rough floors; high impact sliding on undercarriage; and saltwater environment. 12,000-16,000 hours
L10: Land Clearing Equipment Depreciation Period:	Working in low impact conditions at or below rated capacity. 10,000 hours	High impact conditions working at or above rated capacity. 7,000 hours
L30: Loaders, Belt (Conveyors) Depreciation Period:	Working below rated capacity, with intermittent service. 10,000 hours	Working at or above rated capacity with continuous service. 8,000 hours
L35: Loaders, Front End Crawler Type Depreciation Period:	Bank excavation, intermittent ripping, basement digging of natural bed clays, sands, silts, and gravels; some traveling; and steady full throttle operations. 10,000 hours	Loading shot rock, cobbles, glacial till, and caliche; steel millwork; high density materials in standard bucket; continuous work on rock surfaces; large amount of ripping of tight rock materials; high impact conditions; and saltwater environment. 8,000 hours

EQUIPMENT TYPE	AVERAGE	SEVERE
L40: Loaders, Front End Wheel Type (does not include skid steer and tool carriers)	Continuous truck loading from stockpile; low- to medium-density materials in properly sized bucket; hopper charging in low- to medium-rolling resistance; loading from bank in good digging; and load and carry on poor surfaces and slight adverse grades.	Loading shot rock (large loaders); handling high-density materials with counterweighted machine; steady loading from very tight banks; continuous work on rough or very soft surfaces; load and carry in hard digging; travel longer distances on poor surfaces with adverse grades and saltwater environment.
Depreciation Period:	9,250-13,500 hours	8,750-12,000 hours
L45 and L50: Loaders with Backhoe Crawler Type and Wheel Type	Utility applications in medium to heavy soil; occasional use of constant flow implements and dig depths to 3.05 meters (10 feet).	Production applications or digging in rock; regular use of constant-flow implements; and dig depths over 3.05 meters (10 feet).
Depreciation Period:	8,000 hours	6,000 hours
L60: Log Skidders	Continuous turning, steady skidding for medium distances with moderate decking. Good underfooting: Dry floor with few stumps and gradual rolling terrain.	Continuous turning, steady skidding for long distances with frequent decking; poor underfoot conditions: Wet floor, steep slopes, and numerous stumps; and saltwater environment.
Depreciation Period:	10,000 hours	8,000 hours

EQUIPMENT TYPE	AVERAGE	SEVERE
M10 - .31 and .32: Clamshell dredges < 5 cy Amphibious Excavator Depreciation Period:	Gravel; silts; breakout force at less than capacity; freshwater conditions. 10,000-20,000 hours	Rock; abrasive materials; load at rated capacity; saltwater conditions. 9,000-18,000 hours
M10 - .51 and .53: Boats, Skiffs, Crew Boats, Work Boats, Survey Boats, and Launches Depreciation Period:	Freshwater applications; light waves; and steady to light use. 16,000-18,000 hours	Saltwater use; medium to high waves; heavy use. 13,000-15,000 hours
P35: Pipelayers Depreciation Period:	Typical pipelayer use in operating conditions ranging from very good to severe. 14,000 hours	Continuous use in deep mud or water or on rock surfaces. 11,500 hours
R10: Rippers and Bank Slopers Depreciation Period:	Light rock, medium breakout force required. 8,000 hours	Hard rock, excessive wear due to high breakout force. 6,500 hours
S10, S15, S20, and S25: Scrapers Self-Propelled Tractor Drawn Soil Stabilizers Depreciation Period:	Varying loading and haul road conditions; long and short hauls; adverse and favorable grades; some impact; and typical road-building use on a variety of jobs. 10,000-15,000 hours	High impact conditions, such as loading ripped rock; overloading; continuous high total resistance conditions; and rough haul roads. 8,000-13,500 hours

EQUIPMENT TYPE	AVERAGE	SEVERE
T15: Tractors Crawler (Dozer) Depreciation Period:	Production dozing in clays, sands, gravels, and talus rock. Push-loading scrapers; borrow pit ripping; most land clearing and skidding applications. Medium impact conditions. Production landfill work. 10,000-15,000 hours	Heavy rock ripping; tandem ripping; pushloading and dozing in hard rock; work on rock surfaces; continuous high impact conditions; and saltwater environment. 8,000-12,500 hours
T20: Tractors Wheel Type (Dozer) Depreciation Period:	Production dozing; push loading in clays, sands, silts, loose gravels; and shovel cleanup. 14,000 hours	Production dozing in rock; push loading in rocky, boulder-strewn borrow pits; high impact conditions; and landfill compactor work. 13,000 hours
T30: Trenchers Chain and Wheel Type Depreciation Period:	Working in sands and silts below rated capacity of the machine. 8,000 hours	Working in gravels and abrasive materials at or above the rated capacity of the machine. 6,000 hours
T45 and T50: Truck Trailers Trucks, Highway Depreciation Period:	Varying loading and road conditions; and typical construction use on a variety of jobs. 8,000-12,000 hours	Consistently poor road conditions; and oversized loading equipment. 6,500-10,000 hours

EQUIPMENT TYPE	AVERAGE	SEVERE
<u>T55 and T60</u>: Truck, Off-Highway Trucks, Water, Off-Highway (Articulated and Rigid)	Varying load and haul road conditions; high rolling resistance and poor traction during part of the job; some adverse grades; some impact loads; and typical use in road building, dam construction, open-pit mining, etc.	Continuous use on very poorly maintained haul roads; high rolling resistance, and poor traction; frequent adverse grades and high impact loads; and poorly matched loading equipment with continuous overloading.
Depreciation Period:	12,000-20,000 hours	10,000-18,000 hours
<u>W10 and W15</u>: Wagons Bottom Dump Rear Dump	Varying load and haul road conditions; long and short hauls; high rolling resistance and poor traction during part of the job; some adverse grades; some impact; typical road building use in a variety of jobs; and dam construction, open-pit mining, etc.	Continuous use on very poorly maintained haul roads; high rolling resistance, and poor traction; high impact conditions, such as loading ripped rock; frequent adverse grades and high impact loads; and poorly matched loading equipment with continuous overloading.
Depreciation Period:	12,000 hours	10,000 hours

LEFT BLANK INTENTIONALLY

Appendix D

Equipment Hourly Calculation Factors

CATEGORY	SUB	DESCRIPTION	EK	C	DC	LIFE	SLV	HPF	EQUIPMENT FUEL FACTORS E	G	D	HPF	CARRIER FUEL FACTORS E	G	D	FOG FACTORS E	G	D	TIRE WEAR FACTORS FT	DT	TT	RCF
A10	**0.00**	AGGREGATE / CHIP SPREADERS	1																			
A10	0.10	SELF PROPELLED	10	A	B	8,000	0.20	70	.700	.063	.034	0	.000	.000	.000	.000	.102	.102	0.88	0.77	0.98	0.75
A10	0.20	TOWED & TAILGATE	10	A	B	6,000	0.20	0	.000	.000	.000	0	.000	.000	.000	.000	.000	.000	0.59	0.00	0.66	0.60
A15	**0.00**	AIR COMPRESSORS	1																			
A15	0.10	ROTARY SCREW	5	A	B	10,000	0.20	75	.750	.068	.036	0	.000	.000	.000	.477	.136	.119	0.66	0.00	0.73	0.75
A15	0.20	SHOP TYPE	5	A	B	12,000	0.15	75	.750	.068	.036	0	.000	.000	.000	.477	.136	.119	0.00	0.00	0.00	0.65
A20	**0.00**	AIR HOSE, TOOLS & EQUIPMENT	1																			
A20	0.10	AIR DRILL HOSE	5	A	B	3,500	0.05	0	.000	.000	.000	0	.000	.000	.000	.000	.000	.000	0.00	0.00	0.00	1.50
A20	0.20	SANDBLAST HOSE	5	A	B	3,500	0.05	0	.000	.000	.000	0	.000	.000	.000	.000	.000	.000	0.00	0.00	0.00	1.65
A20	0.30	SANDBLASTERS, BREAKERS, & MISC. AIR TOOLS	5	A	B	6,000	0.10	65	.650	.059	.031	0	.000	.000	.000	.477	.136	.119	0.96	0.86	1.07	1.50
A25	**0.00**	ASPHALT PAVING DISTRIBUTORS	10	A	B	6,000	0.10	65	.650	.059	.031	0	.000	.000	.000	.000	.136	.119	0.96	0.63	1.07	0.85
A30	**0.00**	ASPHALT PAVERS & MISCELLANEOUS ROAD EQUIPMENT	1																			
A30	0.10	SELF PROPELLED	10	A	B	8,000	0.15	70	.700	.063	.034	0	.000	.000	.000	.000	.136	.119	1.08	0.71	1.20	1.00
A30	0.20	TOWED	10	A	B	10,000	0.20	65	.650	.059	.031	0	.000	.000	.000	.000	.136	.119	1.09	0.00	1.21	0.80
A30	0.30	SLURRY SEAL PAVERS (Cold mix)	10	A	B	12,000	0.20	60	.600	.054	.029	13	.130	.012	.006	.000	.100	.100	0.98	0.64	1.09	0.55
A30	0.40	MISCELLANEOUS ROAD EQUIPMENT	10	A	B	10,000	0.20	65	.650	.059	.031	0	.000	.000	.000	.000	.136	.119	0.86	0.78	0.96	0.80
A35	**0.00**	ASPHALT PAVING KETTLES	10	A	B	6,000	0.20	65	.650	.059	.031	0	.000	.000	.000	.000	.136	.119	1.09	0.71	1.21	0.80
A40	**0.00**	ASPHALT & CONCRETE MILLERS / PROFILERS / PLANERS / ROTARY GRINDERS	10	A	B	6,000	0.20	95	.950	.086	.045	0	.000	.000	.000	.000	.136	.119	0.97	0.64	1.08	1.00
A45	**0.00**	ASPHALT RECYCLERS & SEALERS	10	A	B	5,000	0.20	65	.650	.059	.031	50	.500	.045	.024	.000	.136	.119	0.97	0.85	1.08	0.90
B10	**0.00**	BATCH PLANTS, ASPHALT & CONCRETE	1																			

EK = Economic Key (Appendix E)
C = Operating Conditions (A=average, S=severe)
DC = Discount Code (B=basic 7.5%, S=special 15%)
RCF = Repair Cost Factor

LIFE = Economic Life
SLV = Salvage Value
HPF = Horsepower Factor

E = Electric Powered
G = Gas Powered
D = Diesel Powered

FT = Front Tire
DT = Drive Tire
TT = Trailing Tire

Appendix D

Equipment Hourly Calculation Factors

CATEGORY									EQUIPMENT FUEL FACTORS				CARRIER FUEL FACTORS			FOG FACTORS			TIRE WEAR FACTORS			
	SUB	DESCRIPTION	EK	C	DC	LIFE	SLV	HPF	E	G	D	HPF	E	G	D	E	G	D	FT	DT	TT	RCF
B10	0.10	ASPHALT	10	A	B	8,000	0.20	65	.650	.059	.031	0	.000	.000	.000	.477	.136	.119	0.68	0.61	0.76	1.00
B10	0.20	CONCRETE	10	A	B	8,000	0.20	65	.650	.059	.031	0	.000	.000	.000	.477	.136	.119	0.68	0.61	0.76	1.00
B10	0.30	PUGMILL	10	A	B	10,000	0.20	65	.650	.059	.031	0	.000	.000	.000	.477	.136	.119	0.68	0.61	0.76	1.00
B15	**0.00**	BROOMS, STREET SWEEPERS & FLUSHERS	95	A	B	8,000	0.10	65	.650	.059	.031	13	.130	.012	.006	.000	.102	.119	0.86	0.66	0.96	0.80
B20	**0.00**	BRUSH CHIPPERS	95	A	B	8,000	0.10	65	.650	.059	.031	0	.000	.000	.000	.000	.136	.119	0.00	0.00	0.84	0.90
B25	**0.00**	BUCKETS, CLAMSHELL	15	A	B	8,000	0.10	0	.000	.000	.000	0	.000	.000	.000	.000	.000	.000	0.00	0.00	0.00	0.70
B25	**0.00**	BUCKETS, CLAMSHELL	15	S	B	6,500	0.10	0	.000	.000	.000	0	.000	.000	.000	.000	.000	.000	0.00	0.00	0.00	0.80
B30	**0.00**	BUCKETS, CONCRETE	1																			
B30	0.10	GENERAL PURPOSE, MANUAL TRIP	15	A	B	8,000	0.05	0	.000	.000	.000	0	.000	.000	.000	.000	.000	.000	0.00	0.00	0.00	0.70
B30	0.20	LAYDOWN	15	A	B	8,000	0.05	0	.000	.000	.000	0	.000	.000	.000	.000	.000	.000	0.00	0.00	0.00	0.75
B30	0.30	LOWBOY	15	A	B	8,000	0.05	0	.000	.000	.000	0	.000	.000	.000	.000	.000	.000	0.00	0.00	0.00	0.80
B30	0.40	LOW SLUMP	15	A	B	8,000	0.05	0	.000	.000	.000	0	.000	.000	.000	.000	.000	.000	0.00	0.00	0.00	0.80
B35	**0.00**	BUCKETS, DRAGLINE	1																			
B35	0.10	LIGHT WEIGHT	15	A	B	8,000	0.10	0	.000	.000	.000	0	.000	.000	.000	.000	.000	.000	0.00	0.00	0.00	0.70
B35	0.10	LIGHT WEIGHT	15	S	B	6,500	0.10	0	.000	.000	.000	0	.000	.000	.000	.000	.000	.000	0.00	0.00	0.00	0.80
B35	0.20	MEDIUM WEIGHT	15	A	B	9,000	0.10	0	.000	.000	.000	0	.000	.000	.000	.000	.000	.000	0.00	0.00	0.00	0.70
B35	0.20	MEDIUM WEIGHT	15	S	B	7,000	0.10	0	.000	.000	.000	0	.000	.000	.000	.000	.000	.000	0.00	0.00	0.00	0.80
B35	0.30	HEAVY WEIGHT	15	A	B	10,000	0.10	0	.000	.000	.000	0	.000	.000	.000	.000	.000	.000	0.00	0.00	0.00	0.70
B35	0.30	HEAVY WEIGHT	15	S	B	8,000	0.10	0	.000	.000	.000	0	.000	.000	.000	.000	.000	.000	0.00	0.00	0.00	0.80
C05	**0.00**	CHAIN SAWS	95	A	B	2,000	0.10	90	.900	.081	.043	0	.000	.000	.000	.477	.136	.161	0.00	0.00	0.00	2.50
C10	**0.00**	COMPACTORS, WALK-BEHIND OR REMOTE CONTROLLER	1																			

EK = Economic Key (Appendix E)
C = Operating Conditions (A=average, S=severe)
DC = Discount Code (B=basic 7.5%, S=special 15%)
RCF = Repair Cost Factor

LIFE = Economic Life
SLV = Salvage Value
HPF = Horsepower Factor

E = Electric Powered
G = Gas Powered
D = Diesel Powered

FT = Front Tire
DT = Drive Tire
TT = Trailing Tire

Appendix D

Equipment Hourly Calculation Factors

CATEGORY	SUB	DESCRIPTION	EK	C	DC	LIFE	SLV	HPF	EQUIPMENT FUEL FACTORS E	G	D	HPF	CARRIER FUEL FACTORS E	G	D	FOG FACTORS E	G	D	TIRE WEAR FACTORS FT	DT	TT	RCF
C10	0.10	COMPACTORS, RAMMERS / TAMPERS & VIBRATORY PLATES	95	A	B	4,000	0.05	90	.900	.081	.043	0	.000	.000	.000	.477	.102	.102	0.00	0.00	0.00	1.20
C10	0.20	ROLLERS, VIBRATORY	95	A	B	4,000	0.15	90	.900	.081	.043	0	.000	.000	.000	.477	.102	.102	0.00	0.00	0.00	1.20
C15	**0.00**	CONCRETE CLEANERS / ABRASIVE BLASTERS	1	A																		
C15	0.10	WALK BEHIND	95	A	B	4,000	0.20	70	.700	.063	.034	0	.000	.000	.000	.530	.136	.119	0.00	0.00	0.00	0.90
C15	0.20	TRUCK/TRAILER MOUNTED	95	A	B	8,000	0.20	95	.950	.086	.045	50	.500	.045	.024	.000	.136	.119	0.76	0.68	0.84	0.90
C20	**0.00**	CONCRETE BUGGIES	95	A	B	4,000	0.20	70	.700	.063	.034	0	.000	.000	.000	.530	.136	.119	0.97	0.85	1.08	0.70
C25	**0.00**	CONCRETE FINISHERS/SCREEDS/SPREADERS	1																			
C25	0.10	FINISHERS/TROWELS	95	A	B	5,000	0.20	70	.700	.063	.034	0	.000	.000	.000	.530	.136	.119	0.00	0.00	0.00	0.80
C25	0.20	VIBRATORY SCREED	95	A	B	5,000	0.20	70	.700	.063	.034	0	.000	.000	.000	.530	.136	.119	0.86	0.75	0.96	0.80
C25	0.25	VIBRATORY LASER SCREED	95	A	B	8,000	0.30	65	.650	.059	.031	0	.000	.000	.000	.000	.180	.160	0.86	0.78	0.96	0.60
C25	0.30	MATERIAL/TOPPING SPREADERS	95	A	B	8,000	0.30	65	.650	.059	.031	0	.000	.000	.000	.000	.180	.160	0.86	0.75	0.96	0.60
C30	**0.00**	CONCRETE GRINDERS	95	A	B	5,000	0.20	70	.700	.063	.034	0	.000	.000	.000	.530	.136	.119	0.00	0.00	0.00	0.90
C35	**0.00**	CONCRETE GUNITERS / SHOTCRETERS	95	A	B	7,000	0.25	75	.750	.068	.036	0	.000	.000	.000	.477	.136	.119	0.68	0.61	0.76	0.90
C40	**0.00**	CONCRETE MIXING UNITS	95	A	B	5,000	0.20	70	.700	.063	.034	0	.000	.000	.000	.530	.136	.119	0.68	0.61	0.76	0.80
C45	**0.00**	CONCRETE PAVING MACHINES	10	A	B	6,000	0.20	75	.750	.068	.036	0	.000	.000	.000	.000	.136	.119	1.08	0.82	1.20	1.00
C55	**0.00**	CONCRETE PUMPS	95	A	B	8,000	0.10	70	.700	.063	.034	10	.100	.009	.005	.477	.136	.119	0.76	0.00	0.84	1.00
C60	**0.00**	CONCRETE SAWS (Add cost for sawblade wear)	95	A	B	6,000	0.10	90	.900	.081	.043	0	.000	.000	.000	.477	.136	.161	0.00	0.00	0.00	1.00
C65	**0.00**	CONCRETE VIBRATORS	5	A	B	4,000	0.10	65	.650	.059	.031	0	.000	.000	.000	.477	.136	.161	0.00	0.00	0.00	2.50
C70	**0.00**	CRANES, GANTRY & STRADDLE	1																			
C75	**0.00**	CRANES, HYDRAULIC, SELF-PROPELLED	20	A	B	14,000	0.15	75	.750	.068	.036	0	.000	.000	.000	.000	.136	.127	0.76	0.68	0.84	0.80
C80	**0.00**	CRANES, HYDRAULIC, TRUCK MOUNTED	1																			

EK = Economic Key (Appendix E)
C = Operating Conditions (A=average, S=severe)
DC = Discount Code (B=basic 7.5%, S=special 15%)
RCF = Repair Cost Factor

LIFE = Economic Life
SLV = Salvage Value
HPF = Horsepower Factor

E = Electric Powered
G = Gas Powered
D = Diesel Powered

FT = Front Tire
DT = Drive Tire
TT = Trailing Tire

CATEGORY	SUB	DESCRIPTION	EK	C	DC	LIFE	SLV	HPF	EQUIPMENT FUEL FACTORS E	G	D	HPF	CARRIER FUEL FACTORS E	G	D	FOG FACTORS E	G	D	TIRE WEAR FACTORS FT	DT	TT	RCF
C80	0.01	UNDER 26 TON	20	A	B	14,000	0.15	65	.650	.059	.031	10	.100	.009	.005	.000	.161	.153	1.08	0.97	1.20	0.60
C80	0.01	UNDER 26 TON	20	S	B	12,000	0.15	85	.850	.077	.041	13	.130	.012	.006	.000	.161	.153	0.42	0.34	0.47	0.65
C80	0.02	26 TON THRU 65 TON	20	A	B	16,000	0.15	65	.650	.059	.031	10	.100	.009	.005	.000	.127	.110	1.08	0.97	1.20	0.70
C80	0.02	26 TON THRU 65 TON	20	S	B	14,000	0.15	85	.850	.077	.041	13	.130	.012	.006	.000	.127	.110	0.42	0.34	0.47	0.75
C80	0.03	66 TON THRU 125 TON	20	A	B	18,000	0.15	65	.650	.059	.031	10	.100	.009	.005	.000	.127	.110	1.08	0.97	1.20	0.80
C80	0.03	66 TON THRU 125 TON	20	S	B	16,000	0.15	85	.850	.077	.041	13	.130	.012	.006	.000	.127	.110	0.42	0.34	0.47	0.85
C80	0.04	OVER 125 TON	20	A	B	20,000	0.15	65	.650	.059	.031	10	.100	.009	.005	.000	.127	.110	1.08	0.97	1.20	0.90
C80	0.04	OVER 125 TON	20	S	B	18,000	0.15	85	.850	.077	.041	13	.130	.012	.006	.000	.127	.110	0.42	0.34	0.47	0.95
C85	**0.00**	CRANES, MECHANICAL, LATTICE BOOM, CRAWLER MOUNTED	1																			
C85	0.11	DRAGLINE, CLAMSHELL, 0 THRU 1.0 CY	20	A	B	14,000	0.20	55	.550	.050	.026	0	.000	.000	.000	.000	.136	.136	0.00	0.00	0.00	0.80
C85	0.11	DRAGLINE, CLAMSHELL, 0 THRU 1.0 CY	20	S	B	12,000	0.20	72	.720	.065	.034	0	.000	.000	.000	.000	.136	.136	0.00	0.00	0.00	0.90
C85	0.12	DRAGLINE, CLAMSHELL, OVER 1.0 CY THRU 2.5 CY	20	A	B	16,000	0.20	55	.550	.050	.026	0	.000	.000	.000	.000	.144	.144	0.00	0.00	0.00	0.85
C85	0.12	DRAGLINE, CLAMSHELL, OVER 1.0 CY THRU 2.5 CY	20	S	B	13,000	0.20	72	.720	.065	.034	0	.000	.000	.000	.000	.144	.144	0.00	0.00	0.00	0.95
C85	0.13	DRAGLINE, CLAMSHELL, OVER 2.5 CY THRU 5.0 CY	20	A	B	18,000	0.20	55	.550	.050	.026	0	.000	.000	.000	.000	.093	.093	0.00	0.00	0.00	0.95
C85	0.13	DRAGLINE, CLAMSHELL, OVER 2.5 CY THRU 5.0 CY	20	S	B	15,000	0.20	72	.720	.065	.034	0	.000	.000	.000	.000	.093	.093	0.00	0.00	0.00	1.05
C85	0.14	DRAGLINE, CLAMSHELL, OVER 5.0 CY	20	A	B	20,000	0.20	55	.550	.050	.026	0	.000	.000	.000	.000	.102	.102	0.00	0.00	0.00	1.05
C85	0.14	DRAGLINE, CLAMSHELL, OVER 5.0 CY	20	S	B	16,000	0.20	72	.720	.065	.034	0	.000	.000	.000	.000	.102	.102	0.00	0.00	0.00	1.15
C85	0.21	LIFTING, 0 THRU 25 TON	20	A	B	16,000	0.20	40	.400	.036	.019	0	.000	.000	.000	.000	.136	.136	0.00	0.00	0.00	0.65

EK = Economic Key (Appendix E)
C = Operating Conditions (A=average, S=severe)
DC = Discount Code (B=basic 7.5%, S=special 15%)
RCF = Repair Cost Factor

LIFE = Economic Life
SLV = Salvage Value
HPF = Horsepower Factor

E = Electric Powered
G = Gas Powered
D = Diesel Powered

FT = Front Tire
DT = Drive Tire
TT = Trailing Tire

Appendix D

Equipment Hourly Calculation Factors

CATEGORY	SUB	DESCRIPTION	EK	C	DC	LIFE	SLV	HPF	EQUIPMENT FUEL FACTORS E	G	D	HPF	CARRIER FUEL FACTORS E	G	D	FOG FACTORS E	G	D	TIRE WEAR FACTORS FT	DT	TT	RCF
C85	0.21	LIFTING, 0 THRU 25 TON	20	S	B	13,000	0.20	52	.520	.047	.025	0	.000	.000	.000	.000	.136	.136	0.00	0.00	0.00	0.70
C85	0.22	LIFTING, 26 TON THRU 50 TON	20	A	B	18,000	0.20	40	.400	.036	.019	0	.000	.000	.000	.000	.085	.085	0.00	0.00	0.00	0.75
C85	0.22	LIFTING, 26 TON THRU 50 TON	20	S	B	15,000	0.20	52	.520	.047	.025	0	.000	.000	.000	.000	.085	.085	0.00	0.00	0.00	0.80
C85	0.23	LIFTING, 51 TON THRU 150 TON	20	A	B	20,000	0.15	40	.400	.036	.019	0	.000	.000	.000	.000	.093	.093	0.00	0.00	0.00	0.85
C85	0.23	LIFTING, 51 TON THRU 150 TON	20	S	B	16,000	0.15	52	.520	.047	.025	0	.000	.000	.000	.000	.093	.093	0.00	0.00	0.00	0.90
C85	0.24	LIFTING, OVER 150 TON	20	A	B	22,000	0.15	40	.400	.036	.019	0	.000	.000	.000	.000	.102	.102	0.00	0.00	0.00	0.95
C85	0.24	LIFTING, OVER 150 TON	20	S	B	18,000	0.15	52	.520	.047	.025	0	.000	.000	.000	.000	.102	.102	0.00	0.00	0.00	1.00
C90	**0.00**	CRANES, MECHANICAL, LATTICE BOOM, TRUCK MOUNTED	1																			
C90	0.01	UNDER 26 TON	20	A	B	14,000	0.15	50	.500	.045	.024	10	.100	.009	.005	.000	.161	.153	1.08	0.97	1.20	0.60
C90	0.01	UNDER 26 TON	20	S	B	12,000	0.15	65	.650	.059	.031	13	.130	.012	.006	.000	.161	.153	0.42	0.34	0.47	0.65
C90	0.02	26 TON THRU 65 TON	20	A	B	16,000	0.15	50	.500	.045	.024	10	.100	.009	.005	.000	.127	.110	1.08	0.97	1.20	0.70
C90	0.02	26 TON THRU 65 TON	20	S	B	14,000	0.15	65	.650	.059	.031	13	.130	.012	.006	.000	.127	.110	0.42	0.34	0.47	0.75
C90	0.03	66 TON THRU 125 TON	20	A	B	18,000	0.20	50	.500	.045	.024	10	.100	.009	.005	.000	.127	.110	1.08	0.97	1.20	0.80
C90	0.03	66 TON THRU 125 TON	20	S	B	16,000	0.20	65	.650	.059	.031	13	.130	.012	.006	.000	.127	.110	0.42	0.34	0.47	0.85
C90	0.04	OVER 125 TON	20	A	B	20,000	0.20	50	.500	.045	.024	10	.100	.009	.005	.000	.127	.110	1.08	0.97	1.20	0.90
C90	0.04	OVER 125 TON	20	S	B	18,000	0.20	65	.650	.059	.031	13	.130	.012	.006	.000	.127	.110	0.42	0.34	0.47	0.95
C95	**0.00**	CRANES, TOWER	20	A	B	18,000	0.20	65	.650	.059	.031	10	.100	.009	.005	.530	.127	.110	0.00	0.00	0.00	0.85
D10	**0.00**	DRILLS, AIR/HYDRAULIC,CRWLR MTD,0" THRU 6.5" DIA HOLE (Add cost for drill steel and bit wear)	1																			
D10	0.10	DRILLS, AIR TRACK (Add cost for drill steel and bit wear)	25	A	B	14,000	0.25	80	.800	.072	.038	0	.000	.000	.000	.477	.136	.119	0.96	0.86	1.07	1.00

EK = Economic Key (Appendix E)
C = Operating Conditions (A=average, S=severe)
DC = Discount Code (B=basic 7.5%, S=special 15%)
RCF = Repair Cost Factor

LIFE = Economic Life
SLV = Salvage Value
HPF = Horsepower Factor

E = Electric Powered
G = Gas Powered
D = Diesel Powered

FT = Front Tire
DT = Drive Tire
TT = Trailing Tire

Appendix D

Equipment Hourly Calculation Factors

CATEGORY	SUB	DESCRIPTION	EK	C	DC	LIFE	SLV	HPF	EQUIPMENT FUEL FACTORS E	G	D	HPF	CARRIER FUEL FACTORS E	G	D	FOG FACTORS E	G	D	TIRE WEAR FACTORS FT	DT	TT	RCF
D10	0.20	DRILLS, HYDRAULIC TRACK (Add cost for drill steel and bit wear)	25	A	B	10,000	0.25	80	.800	.072	.038	0	.000	.000	.000	.477	.136	.119	0.00	0.00	0.00	1.00
D15	**0.00**	DRILLS, HORIZONTAL	1																			
D15	0.10	DRILLS, HORIZONTAL BORING & GROUND PIERCING (Add cost for drill steel and bit wear)	25	A	B	10,000	0.25	80	.800	.072	.038	0	.000	.000	.000	.477	.136	.119	0.96	0.86	1.07	0.90
D15	0.20	DRILLS, HORIZONTAL & DIRECTIONAL (Add cost for drill steel and bit wear)	25	A	B	10,000	0.25	80	.800	.072	.038	0	.000	.000	.000	.477	.136	.119	0.96	0.86	1.07	0.90
D20	**0.00**	DRILLS, CORE, COLUMN MOUNTED (Add cost for drill steel and bit wear)	25	A	B	8,000	0.25	80	.800	.072	.038	0	.000	.000	.000	.477	.068	.102	0.00	0.00	0.00	0.85
D25	**0.00**	DRILLS, CORE & DOWELLING (Add cost for drill steel and bit wear)	25	A	B	10,000	0.25	80	.800	.072	.038	0	.000	.000	.000	.477	.068	.102	1.08	0.97	1.20	1.00
D30	**0.00**	DRILLS, EARTH / AUGER (Add cost for drill steel and cutting edge wear)	25	A	B	10,000	0.25	80	.800	.072	.038	10	.100	.009	.005	.477	.136	.119	0.76	0.68	0.84	1.00
D35	**0.00**	DRILLS, ROTARY BLASTHOLE (Add cost for drill steel and bit wear)	1																			
D35	0.11	DIESEL, 4.5" THRU 9.875" DIAMETER HOLE (Add cost for drill steel and bit wear)	25	A	B	14,000	0.20	80	.800	.072	.038	10	.100	.009	.005	.005	.161	.161	0.76	0.68	0.84	1.00
D35	0.12	DIESEL, OVER 9.875" DIAMETER (Add cost for drill steel and bit wear)	25	A	B	18,000	0.20	80	.800	.072	.038	10	.100	.009	.005	.011	.136	.136	0.76	0.68	0.84	1.00
D35	0.21	ELECTRIC, 4.5" THRU 9.875" DIAMETER HOLE (Add cost for drill steel and bit wear)	25	A	B	14,000	0.20	70	.700	.063	.034	10	.100	.009	.005	.530	.000	.000	0.76	0.68	0.84	0.55
D35	0.22	ELECTRIC, OVER 9.875" DIAMETER (Add cost for drill steel and bit wear)	25	A	B	18,000	0.20	70	.700	.063	.034	10	.100	.009	.005	.530	.000	.000	0.76	0.68	0.84	0.55
F10	**0.00**	FORK LIFTS	95	A	B	10,000	0.20	65	.650	.059	.031	0	.000	.000	.000	.477	.102	.102	0.76	0.68	0.84	0.75
G10	**0.00**	GENERATOR SETS	1																			

EK = Economic Key (Appendix E)
C = Operating Conditions (A=average, S=severe)
DC = Discount Code (B=basic 7.5%, S=special 15%)
RCF = Repair Cost Factor

LIFE = Economic Life
SLV = Salvage Value
HPF = Horsepower Factor

E = Electric Powered
G = Gas Powered
D = Diesel Powered

FT = Front Tire
DT = Drive Tire
TT = Trailing Tire

Appendix D

Equipment Hourly Calculation Factors

CATEGORY	SUB	DESCRIPTION	EK	C	DC	LIFE	SLV	HPF	EQUIPMENT FUEL FACTORS E	G	D	HPF	CARRIER FUEL FACTORS E	G	D	FOG FACTORS E	G	D	TIRE WEAR FACTORS FT	DT	TT	RCF
G10	0.10	PORTABLE	30	A	B	8,000	0.10	65	.650	.059	.031	0	.000	.000	.000	.000	.102	.102	0.00	0.00	0.84	0.60
G10	0.10	PORTABLE	30	S	B	7,000	0.10	85	.850	.077	.041	0	.000	.000	.000	.000	.102	.102	0.00	0.00	0.28	0.70
G10	0.20	SKID MOUNTED	30	A	B	10,000	0.10	65	.650	.059	.031	0	.000	.000	.000	.000	.102	.102	0.00	0.00	0.00	0.70
G10	0.20	SKID MOUNTED	30	S	B	8,000	0.10	85	.850	.077	.041	0	.000	.000	.000	.000	.102	.102	0.00	0.00	0.00	0.80
G15	**0.00**	GRADERS, MOTOR	35	A	B	14,500	0.25	60	.600	.054	.029	0	.000	.000	.000	.000	.085	.144	0.86	0.56	0.96	0.75
G15	**0.00**	GRADERS, MOTOR	35	S	B	13,500	0.25	78	.780	.070	.037	0	.000	.000	.000	.000	.085	.144	0.34	0.19	0.37	0.85
H10	**0.00**	HAMMERS, HYDRAULIC (Demolition tool) (Add cost for point wear)	95	A	B	6,000	0.20	65	.650	.059	.031	0	.000	.000	.000	.000	.136	.136	0.00	0.00	0.00	1.00
H13	**0.00**	HAZARDOUS/TOXIC WASTE EQUIPMENT	1																			
H13	0.11	COMPACTORS (Compression force) 0 THRU 50 TONS	95	A	B	10,000	0.15	65	.650	.059	.031	0	.000	.000	.000	.530	.102	.102	0.00	0.00	0.00	0.80
H13	0.12	COMPACTORS (Compression force) OVER 50 TONS	95	A	B	12,000	0.20	65	.650	.059	.031	0	.000	.000	.000	.530	.102	.102	0.00	0.00	0.00	0.90
H13	0.21	FILTER PRESSES, STATIONARY	95	A	B	10,000	0.20	65	.650	.059	.031	0	.000	.000	.000	.530	.102	.102	0.00	0.00	0.00	0.90
H13	0.22	FILTER PRESSES, MOBILE	95	A	B	10,000	0.15	65	.650	.059	.031	0	.000	.000	.000	.530	.102	.102	0.00	0.00	0.73	0.80
H13	0.30	CENTRIFUGES	95	A	B	4,000	0.20	65	.650	.059	.031	0	.000	.000	.000	.530	.000	.000	0.00	0.00	0.00	0.70
H13	0.40	SHREDDERS	95	A	B	10,000	0.15	65	.650	.059	.031	0	.000	.000	.000	.477	.136	.119	0.00	0.00	0.00	0.90
H13	0.51	SOIL TREATMENT PLANT, MOBILE	95	A	B	10,000	0.15	65	.650	.059	.031	0	.000	.000	.000	.477	.136	.119	0.76	0.68	0.84	1.00
H13	0.61	SLUDGE PROCESSING EQUIP, SLUDGE DISPENSERS	95	A	B	10,000	0.15	65	.650	.059	.031	0	.000	.000	.000	.477	.136	.119	0.00	0.00	0.00	1.00
H13	0.71	WASTE HANDLING EQUIPMENT, DRUM HANDLING	95	A	B	4,000	0.15	65	.650	.059	.031	0	.000	.000	.000	.477	.136	.119	0.00	0.00	0.00	1.00
H15	**0.00**	HEATERS, SPACE	1																			
H20	**0.00**	HOISTS & AIR WINCHES	95	A	B	9,000	0.20	65	.650	.059	.031	0	.000	.000	.000	.000	.102	.102	0.00	0.00	0.00	0.80
H25	**0.00**	HYDRAULIC EXCAVATORS, CRAWLER MOUNTED	1																			

EK = Economic Key (Appendix E)
C = Operating Conditions (A=average, S=severe)
DC = Discount Code (B=basic 7.5%, S=special 15%)
RCF = Repair Cost Factor

LIFE = Economic Life
SLV = Salvage Value
HPF = Horsepower Factor

E = Electric Powered
G = Gas Powered
D = Diesel Powered

FT = Front Tire
DT = Drive Tire
TT = Trailing Tire

Appendix D

Equipment Hourly Calculation Factors

CATEGORY	SUB	DESCRIPTION	EK	C	DC	LIFE	SLV	HPF	EQUIPMENT FUEL FACTORS E	G	D	HPF	CARRIER FUEL FACTORS E	G	D	FOG FACTORS E	G	D	TIRE WEAR FACTORS FT	DT	TT	RCF
H25	0.10	0 LBS THRU 12,500 LBS	65	A	B	8,000	0.25	65	.650	.059	.031	0	.000	.000	.000	.000	.149	.149	0.00	0.00	0.00	0.70
H25	0.10	0 LBS THRU 12,500 LBS	65	S	B	7,000	0.25	85	.850	.077	.041	0	.000	.000	.000	.000	.149	.149	0.00	0.00	0.00	0.80
H25	0.11	OVER 12,500 LBS THRU 40,000 LBS	65	A	B	8,500	0.25	65	.650	.059	.031	0	.000	.000	.000	.000	.149	.149	0.00	0.00	0.00	0.70
H25	0.11	OVER 12,500 LBS THRU 40,000 LBS	65	S	B	7,000	0.25	85	.850	.077	.041	0	.000	.000	.000	.000	.149	.149	0.00	0.00	0.00	0.85
H25	0.12	OVER 40,000 LBS THRU 100,000 LBS	65	A	B	12,000	0.25	65	.600	.059	.031	0	.000	.000	.000	.000	.149	.149	0.00	0.00	0.00	0.80
H25	0.12	OVER 40,000 LBS THRU 100,000 LBS	65	S	B	10,000	0.25	85	.800	.077	.041	0	.000	.000	.000	.000	.149	.149	0.00	0.00	0.00	0.95
H25	0.13	OVER 100,000 LBS THRU 160,000 LBS	65	A	B	16,000	0.25	65	.650	.059	.031	0	.000	.000	.000	.000	.047	.047	0.00	0.00	0.00	1.00
H25	0.13	OVER 100,000 LBS THRU 160,000 LBS	65	S	B	13,500	0.25	85	.850	.077	.041	0	.000	.000	.000	.000	.047	.047	0.00	0.00	0.00	1.10
H25	0.14	OVER 160,000 LBS	65	A	B	19,000	0.25	65	.650	.059	.031	0	.000	.000	.000	.000	.051	.051	0.00	0.00	0.00	1.10
H25	0.14	OVER 160,000 LBS	65	S	B	15,000	0.25	85	.850	.077	.041	0	.000	.000	.000	.000	.051	.051	0.00	0.00	0.00	1.25
H25	0.21	EXCAVATOR ATTACHMENTS, MOBILE SHEARS	95	A	B	6,000	0.15	65	.650	.059	.031	0	.000	.000	.000	.000	.136	.136	0.00	0.00	0.00	0.90
H25	0.22	EXCAVATOR ATTACHMENTS, MATERIAL HANDLING	95	A	B	6,000	0.20	65	.650	.059	.031	0	.000	.000	.000	.000	.136	.136	0.00	0.00	0.00	0.80
H25	0.23	EXCAVATOR ATTACHMENTS, CONCRETE PULVERIZERS	95	A	B	6,000	0.15	65	.650	.059	.031	0	.000	.000	.000	.000	.136	.136	0.00	0.00	0.00	1.00
H25	0.24	EXCAVATOR ATTACHMENTS, COMPACTORS	95	A	B	6,000	0.15	65	.650	.059	.031	0	.000	.000	.000	.000	.136	.136	0.00	0.00	0.00	1.00
H30	**0.00**	HYDRAULIC EXCAVATORS, WHEEL MOUNTED	1																			
H30	0.01	0 THRU 1.0 CY	65	A	B	8,000	0.25	60	.600	.054	.029	10	.100	.009	.005	.000	.149	.141	0.98	0.64	1.09	0.50
H30	0.01	0 THRU 1.0 CY	65	S	B	6,500	0.25	78	.780	.070	.037	13	.130	.012	.006	.000	.149	.141	0.34	0.19	0.37	0.55
H30	0.02	OVER 1.0 CY	65	A	B	10,000	0.25	60	.600	.054	.029	10	.100	.009	.005	.000	.149	.141	0.98	0.64	1.09	0.60
H30	0.02	OVER 1.0 CY	65	S	B	8,000	0.25	78	.780	.070	.037	13	.130	.012	.006	.000	.149	.141	0.34	0.19	0.37	0.65
H35	**0.00**	HYDRAULIC SHOVELS, CRAWLER MOUNTED	1																			

EK = Economic Key (Appendix E)
C = Operating Conditions (A=average, S=severe)
DC = Discount Code (B=basic 7.5%, S=special 15%)
RCF = Repair Cost Factor

LIFE = Economic Life
SLV = Salvage Value
HPF = Horsepower Factor

E = Electric Powered
G = Gas Powered
D = Diesel Powered

FT = Front Tire
DT = Drive Tire
TT = Trailing Tire

Appendix D

Equipment Hourly Calculation Factors

CATEGORY	SUB	DESCRIPTION	EK	C	DC	LIFE	SLV	HPF	EQUIPMENT FUEL FACTORS E	G	D	HPF	CARRIER FUEL FACTORS E	G	D	FOG FACTORS E	G	D	TIRE WEAR FACTORS FT	DT	TT	RCF
H35	0.11	DIESEL, 0 CY THRU 5.0 CY	65	A	B	14,000	0.20	65	.650	.059	.031	0	.000	.000	.000	.000	.047	.047	0.00	0.00	0.00	1.00
H35	0.11	DIESEL, 0 CY THRU 5.0 CY	65	S	B	12,000	0.20	85	.850	.077	.041	0	.000	.000	.000	.000	.047	.047	0.00	0.00	0.00	1.10
H35	0.12	DIESEL, OVER 5.0 CY	65	A	B	16,000	0.20	65	.650	.059	.031	0	.000	.000	.000	.000	.051	.051	0.00	0.00	0.00	1.20
H35	0.12	DIESEL, OVER 5.0 CY	65	S	B	14,000	0.20	85	.850	.077	.041	0	.000	.000	.000	.000	.051	.051	0.00	0.00	0.00	1.30
H35	0.21	ELECTRIC, OVER 2.5 CY	65	A	B	18,000	0.20	50	.500	.045	.024	0	.000	.000	.000	.265	.000	.000	0.00	0.00	0.00	0.80
H35	0.21	ELECTRIC, OVER 2.5 CY	65	S	B	16,000	0.20	65	.650	.059	.031	0	.000	.000	.000	.265	.000	.000	0.00	0.00	0.00	0.90
L10	**0.00**	LAND CLEARING EQUIPMENT	70	A	B	10,000	0.20	60	.600	.054	.029	10	.100	.009	.005	.000	.127	.110	0.76	0.68	0.84	0.90
L10	**0.00**	LAND CLEARING EQUIPMENT	70	S	B	7,000	0.20	78	.780	.070	.037	13	.130	.012	.006	.000	.127	.110	0.29	0.23	0.33	1.00
L15	**0.00**	LANDSCAPING EQUIPMENT	95	A	B	4,000	0.15	80	.800	.072	.038	13	.130	.012	.006	.477	.102	.102	0.76	0.68	0.84	0.70
L20	**0.00**	LIGHTING SETS, TRAILER MOUNTED	1																			
L20	0.10	LIGHTING SETS, TRAILER MOUNTED - METALLIC VAPOR	95	A	B	8,000	0.20	85	.850	.077	.041	0	.000	.000	.000	.000	.102	.102	0.00	0.00	0.84	1.50
L25	**0.00**	LINE STRIPING EQUIPMENT	95	A	B	8,000	0.20	85	.850	.077	.041	13	.130	.012	.006	.000	.102	.102	0.76	0.68	0.84	1.20
L30	**0.00**	LOADERS, BELT (Conveyor belts) & ACCESSORIES	95	A	B	10,000	0.20	65	.650	.059	.031	0	.000	.000	.000	.477	.119	.119	0.76	0.68	0.84	1.00
L30	**0.00**	LOADERS, BELT (Conveyor belts) & ACCESSORIES	95	S	B	8,000	0.20	85	.850	.077	.041	0	.000	.000	.000	.477	.119	.119	0.29	0.23	0.33	1.10
L35	**0.00**	LOADERS, FRONT END, CRAWLER TYPE	40	A	B	10,000	0.20	70	.700	.063	.034	0	.000	.000	.000	.000	.170	.101	0.00	0.00	0.00	1.10
L35	**0.00**	LOADERS, FRONT END, CRAWLER TYPE	40	S	B	8,000	0.20	91	.910	.082	.044	0	.000	.000	.000	.000	.170	.101	0.00	0.00	0.00	1.25
L40	**0.00**	LOADERS, FRONT END, WHEEL TYPE	1																			
L40	0.11	ARTICULATED, 0 THRU 225 HP	45	A	B	9,250	0.25	65	.650	.059	.031	0	.000	.000	.000	.000	.170	.111	0.88	0.58	0.98	0.70
L40	0.11	ARTICULATED, 0 THRU 225 HP	45	S	B	8,750	0.25	85	.850	.077	.041	0	.000	.000	.000	.000	.170	.111	0.30	0.18	0.34	0.80
L40	0.12	ARTICULATED, OVER 225 HP	45	A	B	13,500	0.20	65	.650	.059	.031	0	.000	.000	.000	.000	.170	.080	0.88	0.58	0.98	0.70
L40	0.12	ARTICULATED, OVER 225 HP	45	S	B	12,000	0.20	85	.850	.077	.041	0	.000	.000	.000	.000	.170	.080	0.30	0.18	0.34	0.75

EK = Economic Key (Appendix E)
C = Operating Conditions (A=average, S=severe)
DC = Discount Code (B=basic 7.5%, S=special 15%)
RCF = Repair Cost Factor

LIFE = Economic Life
SLV = Salvage Value
HPF = Horsepower Factor

E = Electric Powered
G = Gas Powered
D = Diesel Powered

FT = Front Tire
DT = Drive Tire
TT = Trailing Tire

Appendix D

Equipment Hourly Calculation Factors

CATEGORY	SUB	DESCRIPTION	EK	C	DC	LIFE	SLV	HPF	EQUIPMENT FUEL FACTORS E	G	D	HPF	CARRIER FUEL FACTORS E	G	D	FOG FACTORS E	G	D	TIRE WEAR FACTORS FT	DT	TT	RCF
L40	0.20	SKID STEER	45	A	B	8,000	0.20	70	.700	.063	.034	0	.000	.000	.000	.000	.170	.111	0.78	0.39	0.86	0.80
L40	0.21	SKID STEER ATTACHMENTS	45	A	B	4,000	0.20	65	.650	.059	.031	0	.000	.000	.000	.000	.170	.170	0.00	0.00	0.00	1.00
L40	0.31	TOOL CARRIER & TELESCOPIC HANDLERS, 0 THRU 225 HP	45	A	B	10,000	0.25	65	.650	.059	.031	0	.000	.000	.000	.000	.170	.111	0.83	0.55	0.93	0.85
L40	0.31	TOOL CARRIER & TELESCOPIC HANDLERS, 0 THRU 225 HP	45	S	B	9,250	0.25	85	.850	.077	.041	0	.000	.000	.000	.000	.170	.111	0.32	0.22	0.36	0.90
L40	0.32	TOOL CARRIER & TELESCOPIC HANDLERS, OVER 225 HP	45	A	B	12,000	0.15	65	.650	.059	.031	0	.000	.000	.000	.000	.170	.080	0.83	0.64	0.93	0.85
L40	0.32	TOOL CARRIER & TELESCOPIC HANDLERS, OVER 225 HP	45	S	B	10,000	0.15	85	.850	.077	.041	0	.000	.000	.000	.000	.170	.080	0.32	0.22	0.36	0.90
L45	**0.00**	LOADERS / BACKHOE, CRAWLER TYPE	40	A	B	8,000	0.20	70	.700	.063	.034	0	.000	.000	.000	.000	.441	.524	0.00	0.00	0.00	1.35
L45	**0.00**	LOADERS / BACKHOE, CRAWLER TYPE	40	S	B	6,000	0.20	91	.910	.082	.044	0	.000	.000	.000	.000	.441	.524	0.00	0.00	0.00	1.40
L50	**0.00**	LOADERS / BACKHOE, WHEEL TYPE	45	A	B	10,000	0.25	50	.500	.045	.024	0	.000	.000	.000	.000	.441	.441	0.86	0.66	0.96	0.80
L50	**0.00**	LOADERS / BACKHOE, WHEEL TYPE	45	S	B	6,000	0.25	70	.700	.063	.034	0	.000	.000	.000	.000	.441	.441	0.30	0.18	0.34	0.85
L55	**0.00**	LOADER / BACKHOE, ATTACHMENTS	95	A	B	6,000	0.20	65	.650	.059	.031	0	.000	.000	.000	.000	.441	.441	0.00	0.00	0.00	1.00
L60	**0.00**	LOG SKIDDERS	75	A	B	10,000	0.15	65	.650	.059	.031	0	.000	.000	.000	.000	.102	.119	0.88	0.58	0.98	0.70
L60	**0.00**	LOG SKIDDERS	75	S	B	8,000	0.15	85	.850	.077	.041	0	.000	.000	.000	.000	.102	.119	0.32	0.19	0.36	0.80
M10	**0.00**	MARINE EQUIPMENT (NON DREDGING)	1																			
M10	0.11	AQUATIC MAINTENANCE	105	A	B	10,000	0.15	65	.650	.059	.031	0	.000	.000	.000	.477	.136	.119	0.00	0.00	0.00	0.70
M10	0.12	AQUATIC MAINTENANCE ATTACHMENTS	105	A	B	6,000	0.20	80	.800	.072	.038	0	.000	.000	.000	.000	.000	.000	0.00	0.00	0.00	0.60
M10	0.21	HYDRAULIC CUTTERHEAD DREDGE, 8" OR LESS,TRANSPORTABLE	105	A	B	16,000	0.10	80	.800	.072	.038	0	.000	.000	.000	.477	.136	.119	0.00	0.00	0.00	0.70
M10	0.22	HYDRAULIC CUTTERHEAD DREDGE,8" - 12",TRANSPORTABLE	105	A	B	16,000	0.10	80	.800	.072	.038	0	.000	.000	.000	.477	.136	.119	0.00	0.00	0.00	0.80

EK = Economic Key (Appendix E)
C = Operating Conditions (A=average, S=severe)
DC = Discount Code (B=basic 7.5%, S=special 15%)
RCF = Repair Cost Factor

LIFE = Economic Life
SLV = Salvage Value
HPF = Horsepower Factor

E = Electric Powered
G = Gas Powered
D = Diesel Powered

FT = Front Tire
DT = Drive Tire
TT = Trailing Tire

Appendix D

Equipment Hourly Calculation Factors

CATEGORY	SUB	DESCRIPTION	EK	C	DC	LIFE	SLV	HPF	EQUIPMENT FUEL FACTORS E	G	D	HPF	CARRIER FUEL FACTORS E	G	D	FOG FACTORS E	G	D	TIRE WEAR FACTORS FT	DT	TT	RCF
M10	0.23	HYDRAULIC AUGERHEAD DREDGE,12" OR LESS,TRANSPORTABLE	105	A	B	16,000	0.10	80	.800	.072	.038	0	.000	.000	.000	.477	.136	.119	0.00	0.00	0.00	0.80
M10	0.24	HYDRAULIC FLOATING PUMPS,12" OR LESS,TRANSPORTABLE	105	A	B	8,000	0.10	80	.800	.072	.038	0	.000	.000	.000	.477	.136	.119	0.00	0.00	0.00	0.70
M10	0.25	HYDRAULIC DREDGE PUMPS,12" OR LESS,TRANSPORTABLE	105	A	B	6,000	0.15	80	.800	.072	.038	0	.000	.000	.000	.477	.136	.119	0.00	0.00	0.00	0.70
M10	0.26	HYDRAULIC DREDGE / PUMP ATTACHMENTS	105	A	B	6,000	0.15	80	.800	.072	.038	0	.000	.000	.000	.477	.136	.119	0.00	0.00	0.00	0.60
M10	0.31	SMALL MECH DREDGES,CLAMSHELL,BARGE-MTD TO 5 CY	20	A	B	18,000	0.15	65	.650	.059	.031	0	.000	.000	.000	.477	.102	.102	0.00	0.00	0.00	1.00
M10	0.31	SMALL MECH DREDGES,CLAMSHELL,BARGE-MTD TO 5 CY	20	S	B	16,000	0.15	85	.850	.077	.041	0	.000	.000	.000	.477	.102	.102	0.00	0.00	0.00	1.05
M10	0.32	SMALL MECH DREDGES, AMPHIBIOUS EXCAVATORS	65	A	B	10,000	0.15	65	.650	.059	.031	0	.000	.000	.000	.477	.161	.161	0.00	0.00	0.00	1.00
M10	0.32	SMALL MECH DREDGES, AMPHIBIOUS EXCAVATORS	65	S	B	9,000	0.15	85	.850	.077	.041	0	.000	.000	.000	.477	.161	.161	0.00	0.00	0.00	1.10
M10	0.33	SMALL MECH DREDGES,HOE-MOUNTED DREDGING ATTACH	105	A	B	20,000	0.15	80	.800	.072	.038	0	.000	.000	.000	.477	.136	.119	0.00	0.00	0.00	0.90
M10	0.41	WORK FLOATS (SECTIONAL, NON-DREDGING)	105	A	B	6,000	0.10	0	.000	.000	.000	0	.000	.000	.000	.000	.000	.000	0.00	0.00	0.00	0.50
M10	0.42	WORK BARGES (SECTIONAL, NON-DREDGING)	105	A	B	30,000	0.10	0	.000	.000	.000	0	.000	.000	.000	.000	.000	.000	0.00	0.00	0.00	0.60
M10	0.45	FLAT-DECK OR CARGO BARGE (NON-DREDGING)	105	A	B	90,000	0.05	20	.200	.018	.010	0	.000	.000	.000	.000	.000	.136	0.00	0.00	0.00	0.60
M10	0.46	DUMP SCOW (NON-DREDGING)	105	A	B	90,000	0.05	20	.200	.018	.010	0	.000	.000	.000	.000	.000	.136	0.00	0.00	0.00	0.70
M10	0.47	DRILL BARGE (NON-DREDGING)	105	A	B	30,000	0.05	20	.200	.018	.010	0	.000	.000	.000	.000	.000	.136	0.00	0.00	0.00	0.70
M10	0.48	ALL OTHER BARGES (NON-DREDGING)	105	A	B	30,000	0.05	20	.200	.018	.010	0	.000	.000	.000	.000	.000	.136	0.00	0.00	0.00	0.70
M10	0.51	BOATS & LAUNCHES, 0 THRU 250 HP	105	A	B	16,000	0.15	65	.650	.059	.031	0	.000	.000	.000	.477	.136	.161	0.00	0.00	0.00	0.70

EK = Economic Key (Appendix E)
C = Operating Conditions (A=average, S=severe)
DC = Discount Code (B=basic 7.5%, S=special 15%)
RCF = Repair Cost Factor

LIFE = Economic Life
SLV = Salvage Value
HPF = Horsepower Factor

E = Electric Powered
G = Gas Powered
D = Diesel Powered

FT = Front Tire
DT = Drive Tire
TT = Trailing Tire

Appendix D

Equipment Hourly Calculation Factors

CATEGORY	SUB	DESCRIPTION	EK	C	DC	LIFE	SLV	HPF	EQUIPMENT FUEL FACTORS E	G	D	HPF	CARRIER FUEL FACTORS E	G	D	FOG FACTORS E	G	D	TIRE WEAR FACTORS FT	DT	TT	RCF
M10	0.51	BOATS & LAUNCHES, 0 THRU 250 HP	105	S	B	13,000	0.15	85	.850	.077	.041	0	.000	.000	.000	.477	.136	.161	0.00	0.00	0.00	0.75
M10	0.53	BOATS & LAUNCHES, 251 THRU 500 HP	105	A	B	18,000	0.10	65	.650	.059	.031	0	.000	.000	.000	.477	.136	.161	0.00	0.00	0.00	0.80
M10	0.53	BOATS & LAUNCHES, 251 THRU 500 HP	105	S	B	15,000	0.10	85	.850	.077	.041	0	.000	.000	.000	.477	.136	.161	0.00	0.00	0.00	0.85
M10	0.54	TUGS, 501 THRU 1,000 HP	105	A	B	40,000	0.10	60	.600	.054	.029	50	.500	.045	.024	.477	.136	.161	0.00	0.00	0.00	0.90
M10	0.55	TUGS, 1,000 THRU 2,000 HP	105	A	B	55,000	0.10	60	.600	.054	.029	50	.500	.045	.024	.477	.136	.161	0.00	0.00	0.00	1.00
P10	**0.00**	PILE HAMMER ACCESSORIES - EXTRACTORS & BOX LEADS	50	A	B	6,000	0.35	65	.650	.059	.031	0	.000	.000	.000	.477	.136	.136	0.00	0.00	0.00	0.80
P20	**0.00**	PILE HAMMERS, DOUBLE ACTING	1																			
P20	0.10	PILE HAMMERS, DOUBLE ACTING - DIESEL	50	A	B	6,000	0.25	65	.650	.059	.031	0	.000	.000	.000	.000	.136	.136	0.00	0.00	0.00	1.10
P20	0.20	PILE HAMMERS, DOUBLE ACTING - PNEUMATIC (STEAM/AIR)	50	A	B	6,000	0.20	65	.650	.059	.031	0	.000	.000	.000	.000	.136	.136	0.00	0.00	0.00	1.10
P25	**0.00**	PILE HAMMERS, SINGLE ACTING	1																			
P25	0.10	PILE HAMMERS, SINGLE ACTING - DIESEL	50	A	B	6,000	0.20	65	.650	.059	.031	0	.000	.000	.000	.000	.136	.136	0.00	0.00	0.00	1.00
P25	0.20	PILE HAMMERS, SINGLE ACTING - PNEUMATIC (STEAM/AIR)	50	A	B	6,000	0.15	65	.650	.059	.031	0	.000	.000	.000	.000	.136	.136	0.00	0.00	0.00	1.00
P30	**0.00**	PILE HAMMERS, DRIVER/ EXTRACTOR, VIBRATORY	50	A	B	6,000	0.20	65	.650	.059	.031	0	.000	.000	.000	.477	.136	.136	0.00	0.00	0.00	1.00
P35	**0.00**	PIPELAYERS	70	A	B	14,000	0.20	35	.350	.032	.017	0	.000	.000	.000	.000	.000	.170	0.00	0.00	0.00	0.95
P35	**0.00**	PIPELAYERS	70	S	B	11,500	0.20	46	.460	.041	.022	0	.000	.000	.000	.000	.000	.170	0.00	0.00	0.00	1.10
P40	**0.00**	PLATFORMS & MAN-LIFTS	20	A	B	8,000	0.10	50	.500	.045	.024	50	.500	.045	.024	.477	.136	.119	1.08	0.94	1.20	0.80
P45	**0.00**	PUMPS, GROUT	95	A	B	8,000	0.15	95	.950	.086	.045	0	.000	.000	.000	.477	.136	.119	1.08	0.97	1.20	1.00
P50	**0.00**	PUMPS, WATER, CENTRIFUGAL, TRASH	1																			
P50	0.11	ENGINE DRIVE	95	A	B	8,000	0.20	90	.900	.081	.043	0	.000	.000	.000	.000	.136	.161	0.00	0.00	0.73	0.90
P50	0.12	ELECTRIC DRIVE	95	A	B	8,000	0.20	90	.900	.081	.043	0	.000	.000	.000	.477	.000	.000	0.00	0.00	0.73	0.50

EK = Economic Key (Appendix E)
C = Operating Conditions (A=average, S=severe)
DC = Discount Code (B=basic 7.5%, S=special 15%)
RCF = Repair Cost Factor

LIFE = Economic Life
SLV = Salvage Value
HPF = Horsepower Factor

E = Electric Powered
G = Gas Powered
D = Diesel Powered

FT = Front Tire
DT = Drive Tire
TT = Trailing Tire

Appendix D

Equipment Hourly Calculation Factors

CATEGORY	SUB	DESCRIPTION	EK	C	DC	LIFE	SLV	HPF	EQUIPMENT FUEL FACTORS E	G	D	HPF	CARRIER FUEL FACTORS E	G	D	FOG FACTORS E	G	D	TIRE WEAR FACTORS FT	DT	TT	RCF
P50	0.21	WHEEL MOUNTED, ENGINE DRIVE	95	A	B	8,000	0.20	90	.900	.081	.043	0	.000	.000	.000	.000	.136	.161	0.00	0.00	0.73	0.90
P50	0.22	WHEEL MOUNTED, ELECTRIC DRIVE	95	A	B	8,000	0.20	90	.900	.081	.043	0	.000	.000	.000	.477	.000	.000	0.00	0.00	0.73	0.50
P50	0.31	PUMPS, WATER, CENTRIFUGAL, TRASH - HOSES, PUMP, SUCTION & DISCHARGE	95	A	B	4,000	0.10	0	.000	.000	.000	0	.000	.000	.000	.000	.000	.000	0.00	0.00	0.00	1.50
P55	**0.00**	PUMPS, WATER, SUBMERSIBLE	1																			
P55	0.01	ENGINE DRIVE	95	A	B	8,000	0.20	90	.900	.081	.043	0	.000	.000	.000	.000	.136	.161	0.00	0.00	0.00	1.00
P55	0.02	ELECTRIC DRIVE	95	A	B	8,000	0.15	90	.900	.081	.043	0	.000	.000	.000	.477	.000	.000	0.00	0.00	0.00	0.60
P60	**0.00**	PUMPS, WATER, CENTRIFUGAL, DEWATERING	1																			
P60	0.11	SKID MOUNTED, ENGINE DRIVE	95	A	B	8,000	0.20	90	.900	.081	.043	0	.000	.000	.000	.000	.136	.161	0.00	0.00	0.00	0.90
P60	0.12	SKID MOUNTED, ELECTRIC DRIVE	95	A	B	8,000	0.15	90	.900	.081	.043	0	.000	.000	.000	.477	.000	.000	0.00	0.00	0.00	0.50
P60	0.21	WHEEL MOUNTED, ENGINE DRIVE	95	A	B	8,000	0.20	90	.900	.081	.043	0	.000	.000	.000	.000	.136	.161	0.00	0.00	0.73	0.90
P60	0.22	WHEEL MOUNTED, ELECTRIC DRIVE	95	A	B	8,000	0.15	90	.900	.081	.043	0	.000	.000	.000	.477	.000	.000	0.00	0.00	0.73	0.50
P65	**0.00**	PUMPS, WATER, DIAPHRAGM	1																			
P65	0.11	SKID MOUNTED, ENGINE DRIVE	95	A	B	8,000	0.20	90	.900	.081	.043	0	.000	.000	.000	.000	.136	.161	0.00	0.00	0.00	0.90
P65	0.12	SKID MOUNTED, ELECTRIC DRIVE	95	A	B	8,000	0.15	90	.900	.081	.043	0	.000	.000	.000	.477	.000	.000	0.00	0.00	0.00	0.50
P65	0.21	WHEEL MOUNTED, ENGINE DRIVE	95	A	B	8,000	0.20	90	.900	.081	.043	0	.000	.000	.000	.000	.136	.161	0.00	0.00	0.73	0.80
P65	0.22	WHEEL MOUNTED, ELECTRIC DRIVE	95	A	B	8,000	0.15	90	.900	.081	.043	0	.000	.000	.000	.477	.000	.000	0.00	0.00	0.73	0.40
P70	**0.00**	PUMPS, WATER (For core drills)	1																			
P70	0.01	PUMPS, WATER (For core drills) - ENGINE DRIVE	95	A	B	8,000	0.25	90	.900	.081	.043	0	.000	.000	.000	.000	.136	.161	0.00	0.00	0.00	0.80
P70	0.02	PUMPS, WATER (For core drills) - ELECTRIC DRIVE	95	A	B	8,000	0.25	90	.900	.081	.043	0	.000	.000	.000	.477	.000	.000	0.00	0.00	0.00	0.40
R10	**0.00**	RIPPERS & HYDRAULIC BANK SLOPERS (Add cost for point wear)	70	A	B	8,000	0.20	0	.000	.000	.000	0	.000	.000	.000	.000	.000	.000	0.00	0.00	0.00	0.90

EK = Economic Key (Appendix E)
C = Operating Conditions (A=average, S=severe)
DC = Discount Code (B=basic 7.5%, S=special 15%)
RCF = Repair Cost Factor

LIFE = Economic Life
SLV = Salvage Value
HPF = Horsepower Factor

E = Electric Powered
G = Gas Powered
D = Diesel Powered

FT = Front Tire
DT = Drive Tire
TT = Trailing Tire

Appendix D

Equipment Hourly Calculation Factors

CATEGORY	SUB	DESCRIPTION	EK	C	DC	LIFE	SLV	HPF	EQUIPMENT FUEL FACTORS E	G	D	HPF	CARRIER FUEL FACTORS E	G	D	FOG FACTORS E	G	D	TIRE WEAR FACTORS FT	DT	TT	RCF
R10	**0.00**	RIPPERS & HYDRAULIC BANK SLOPERS (Add cost for point wear)	70	S	B	6,500	0.20	0	.000	.000	.000	0	.000	.000	.000	.000	.000	.000	0.00	0.00	0.00	1.00
R15	**0.00**	ROLLERS, STATIC, TOWED, PNEUMATIC	55	A	B	10,000	0.20	65	.650	.059	.031	0	.000	.000	.000	.000	.102	.102	0.00	0.00	0.93	0.70
R20	**0.00**	ROLLERS, STATIC, TOWED, STEEL DRUM	55	A	B	10,000	0.20	65	.650	.059	.031	0	.000	.000	.000	.000	.102	.102	0.00	0.00	0.93	0.80
R30	**0.00**	ROLLERS, STATIC, SELF-PROPELLED	1																			
R30	0.01	PNEUMATIC	55	A	B	8,000	0.15	80	.800	.072	.038	0	.000	.000	.000	.000	.102	.102	0.88	0.58	0.98	0.70
R30	0.02	SMOOTH DRUM	55	A	B	10,000	0.15	80	.800	.072	.038	0	.000	.000	.000	.000	.102	.102	0.00	0.00	0.00	0.80
R30	0.03	TAMPING FOOT, LANDFILL & SOIL COMPACTORS	55	A	B	12,000	0.20	80	.800	.072	.038	0	.000	.000	.000	.000	.102	.102	0.00	0.00	0.00	0.80
R40	**0.00**	ROLLERS, VIBRATORY, TOWED	55	A	B	8,000	0.20	90	.900	.081	.043	0	.000	.000	.000	.000	.136	.136	0.00	0.00	0.00	0.80
R45	**0.00**	ROLLERS, VIBRATORY, SELF-PROPELLED, DOUBLE DRUM	55	A	B	8,000	0.20	90	.900	.081	.043	0	.000	.000	.000	.000	.136	.136	0.00	0.00	0.00	1.10
R50	**0.00**	ROLLERS, VIBRATORY, SELF-PROPELLED, SINGLE DRUM	55	A	B	8,000	0.25	65	.650	.059	.031	0	.000	.000	.000	.000	.136	.136	0.88	0.67	0.98	1.00
R55	**0.00**	ROOFING EQUIPMENT	95	A	B	6,000	0.15	60	.600	.054	.029	0	.000	.000	.000	.477	.102	.102	0.98	0.88	1.09	0.80
S10	**0.00**	SCRAPERS, ELEVATING	1																			
S10	0.01	0 THRU 200 HP	60	A	B	10,000	0.20	65	.650	.059	.031	0	.000	.000	.000	.000	.000	.170	0.76	0.49	0.84	0.90
S10	0.01	0 THRU 200 HP	60	S	B	8,000	0.20	85	.850	.077	.041	0	.000	.000	.000	.000	.000	.170	0.26	0.15	0.29	1.00
S10	0.02	OVER 200 HP	60	A	B	13,000	0.25	65	.650	.059	.031	0	.000	.000	.000	.000	.000	.136	0.76	0.49	0.84	0.95
S10	0.02	OVER 200 HP	60	S	B	11,500	0.25	85	.850	.077	.041	0	.000	.000	.000	.000	.000	.136	0.26	0.15	0.29	1.00
S15	**0.00**	SCRAPERS, CONVENTIONAL	60	A	B	15,000	0.20	60	.600	.054	.029	0	.000	.000	.000	.000	.000	.136	0.76	0.49	0.84	0.80
S15	**0.00**	SCRAPERS, CONVENTIONAL	60	S	B	12,500	0.20	78	.780	.070	.037	0	.000	.000	.000	.000	.000	.136	0.26	0.15	0.29	0.85
S20	**0.00**	SCRAPERS, TANDEM POWERED	60	A	B	15,000	0.20	62	.620	.056	.030	62	.620	.056	.030	.000	.000	.110	0.76	0.49	0.84	0.85
S20	**0.00**	SCRAPERS, TANDEM POWERED	60	S	B	13,500	0.20	81	.810	.073	.039	81	.810	.073	.039	.000	.000	.110	0.26	0.15	0.29	0.90

EK = Economic Key (Appendix E)
C = Operating Conditions (A=average, S=severe)
DC = Discount Code (B=basic 7.5%, S=special 15%)
RCF = Repair Cost Factor

LIFE = Economic Life
SLV = Salvage Value
HPF = Horsepower Factor

E = Electric Powered
G = Gas Powered
D = Diesel Powered

FT = Front Tire
DT = Drive Tire
TT = Trailing Tire

Appendix D

Equipment Hourly Calculation Factors

CATEGORY	SUB	DESCRIPTION	EK	C	DC	LIFE	SLV	HPF	EQUIPMENT FUEL FACTORS E	G	D	HPF	CARRIER FUEL FACTORS E	G	D	FOG FACTORS E	G	D	TIRE WEAR FACTORS FT	DT	TT	RCF
S25	**0.00**	SCRAPERS, TRACTOR DRAWN	60	A	B	12,000	0.20	0	.000	.000	.000	0	.000	.000	.000	.000	.000	.000	0.76	0.19	0.84	0.70
S25	**0.00**	SCRAPERS, TRACTOR DRAWN	60	S	B	10,000	0.20	0	.000	.000	.000	0	.000	.000	.000	.000	.000	.000	0.26	0.15	0.29	0.75
S30	**0.00**	SCREENING & CRUSHING PLANTS	1																			
S30	0.10		95	A	B	10,000	0.10	65	.650	.059	.031	0	.000	.000	.000	.477	.136	.119	0.00	0.00	0.96	0.70
S30	0.10		95	S	B	8,000	0.10	78	.780	.070	.037	0	.000	.000	.000	.577	.163	.142	0.00	0.00	0.37	0.85
S30	0.20	CRUSHERS - VERTICAL & HORIZONTAL SHAFT IMPACTOR	95	A	B	25,000	0.10	65	.650	.059	.031	0	.000	.000	.000	.477	.136	.119	0.00	0.00	0.96	1.00
S30	0.20	CRUSHERS - VERTICAL & HORIZONTAL SHAFT IMPACTOR	95	S	B	15,000	0.10	78	.780	.070	.037	0	.000	.000	.000	.577	.163	.142	0.00	0.00	0.37	1.25
S30	0.21	CRUSHERS - CONE	95	A	B	25,000	0.10	65	.650	.059	.031	0	.000	.000	.000	.477	.136	.119	0.00	0.00	0.96	1.20
S30	0.21	CRUSHERS - CONE	95	S	B	15,000	0.10	78	.780	.070	.037	0	.000	.000	.000	.577	.163	.142	0.00	0.00	0.37	1.60
S30	0.22	CRUSHERS - JAW	95	A	B	25,000	0.10	65	.650	.059	.031	0	.000	.000	.000	.477	.136	.119	0.00	0.00	0.96	0.65
S30	0.22	CRUSHERS - JAW	95	S	B	15,000	0.10	78	.780	.070	.037	0	.000	.000	.000	.577	.163	.142	0.00	0.00	0.37	0.85
S30	0.30	SCREENING PLANT	95	A	B	10,000	0.10	65	.650	.059	.031	0	.000	.000	.000	.477	.136	.119	0.00	0.00	0.96	0.80
S30	0.30	SCREENING PLANT	95	S	B	8,000	0.10	78	.780	.070	.037	0	.000	.000	.000	.577	.163	.142	0.00	0.00	0.37	1.00
S35	**0.00**	SNOW REMOVAL EQUIPMENT	95	A	B	8,000	0.20	65	.650	.059	.031	0	.000	.000	.000	.000	.000	.119	0.68	0.44	0.76	0.80
S40	**0.00**	SOIL & ROAD STABILIZERS	60	A	B	10,000	0.20	70	.700	.063	.034	0	.000	.000	.000	.000	.000	.119	0.97	0.64	1.08	0.85
S40	**0.00**	SOIL & ROAD STABILIZERS	60	S	B	8,000	0.20	91	.910	.082	.044	0	.000	.000	.000	.000	.000	.119	0.38	0.22	0.42	0.95
S45	**0.00**	SPLITTERS, ROCK & CONCRETE	95	A	B	6,000	0.20	65	.650	.059	.031	0	.000	.000	.000	.000	.136	.136	0.00	0.00	0.00	1.00
T10	**0.00**	TRACTOR BLADES & ATTACHMENTS (including agricultural)	70	A	B	10,000	0.20	0	.000	.000	.000	0	.000	.000	.000	.000	.000	.000	0.00	0.00	0.00	0.80
T10	**0.00**	TRACTOR BLADES & ATTACHMENTS (including agricultural)	70	S	B	8,000	0.20	0	.000	.000	.000	0	.000	.000	.000	.000	.000	.000	0.00	0.00	0.00	0.90

EK = Economic Key (Appendix E)
C = Operating Conditions (A=average, S=severe)
DC = Discount Code (B=basic 7.5%, S=special 15%)
RCF = Repair Cost Factor

LIFE = Economic Life
SLV = Salvage Value
HPF = Horsepower Factor

E = Electric Powered
G = Gas Powered
D = Diesel Powered

FT = Front Tire
DT = Drive Tire
TT = Trailing Tire

Appendix D

Equipment Hourly Calculation Factors

CATEGORY	SUB	DESCRIPTION	EK	C	DC	LIFE	SLV	HPF	EQUIPMENT FUEL FACTORS E	G	D	HPF	CARRIER FUEL FACTORS E	G	D	FOG FACTORS E	G	D	TIRE WEAR FACTORS FT	DT	TT	RCF
T15	**0.00**	TRACTORS, CRAWLER (DOZER) (includes blade)	1																			
T15	0.01	0 THRU 225 HP	70	A	B	10,000	0.30	70	.700	.063	.034	0	.000	.000	.000	.000	.000	.153	0.00	0.00	0.00	1.10
T15	0.01	0 THRU 225 HP	70	S	B	8,000	0.30	91	.910	.082	.044	0	.000	.000	.000	.000	.000	.153	0.00	0.00	0.00	1.25
T15	0.02	226 HP THRU 425 HP	70	A	B	12,500	0.25	70	.700	.063	.034	0	.000	.000	.000	.000	.000	.119	0.00	0.00	0.00	1.20
T15	0.02	226 HP THRU 425 HP	70	S	B	10,500	0.25	91	.910	.082	.044	0	.000	.000	.000	.000	.000	.119	0.00	0.00	0.00	1.25
T15	0.03	OVER 425 HP	70	A	B	15,000	0.20	60	.600	.054	.029	0	.000	.000	.000	.000	.000	.066	0.00	0.00	0.00	1.20
T15	0.03	OVER 425 HP	70	S	B	12,500	0.20	78	.780	.070	.037	0	.000	.000	.000	.000	.000	.066	0.00	0.00	0.00	1.35
T20	**0.00**	TRACTORS, WHEEL TYPE (DOZER)	75	A	B	14,000	0.15	60	.600	.054	.029	0	.000	.000	.000	.000	.102	.119	0.98	0.64	1.09	0.60
T20	**0.00**	TRACTORS, WHEEL TYPE (DOZER)	75	S	B	13,000	0.15	78	.780	.070	.037	0	.000	.000	.000	.000	.102	.119	0.34	0.20	0.38	0.65
T25	**0.00**	TRACTORS, AGRICULTURAL	1																			
T25	0.10	CRAWLER	75	A	B	10,000	0.15	65	.650	.059	.031	0	.000	.000	.000	.000	.102	.119	0.00	0.00	0.00	0.85
T25	0.20	WHEEL	75	A	B	8,000	0.15	65	.650	.059	.031	0	.000	.000	.000	.000	.102	.119	0.86	0.56	0.96	0.70
T30	**0.00**	TRENCHERS, CHAIN TYPE CUTTER	80	A	B	8,000	0.20	65	.650	.059	.031	0	.000	.000	.000	.000	.119	.119	1.08	0.71	1.20	0.90
T30	**0.00**	TRENCHERS, CHAIN TYPE CUTTER	80	S	B	6,000	0.20	85	.850	.077	.041	0	.000	.000	.000	.000	.119	.119	0.42	0.24	0.47	1.00
T35	**0.00**	TRENCHERS, WHEEL TYPE CUTTER	80	A	B	8,000	0.20	65	.650	.059	.031	0	.000	.000	.000	.000	.119	.119	1.08	0.71	1.20	0.90
T35	**0.00**	TRENCHERS, WHEEL TYPE CUTTER	80	S	B	6,000	0.20	85	.850	.077	.041	0	.000	.000	.000	.000	.119	.119	0.42	0.24	0.47	1.00
T40	**0.00**	TRUCK OPTIONS	1																			
T40	0.10	CRANES / HOISTS, PERSONNEL & MATERIAL HANDLING	95	A	B	8,000	0.20	65	.650	.059	.031	0	.000	.000	.000	.477	.136	.136	0.00	0.00	0.00	0.80
T40	0.20	DUMP BODY, REAR	95	A	B	8,000	0.10	0	.000	.000	.000	0	.000	.000	.000	.000	.000	.000	0.00	0.00	0.00	0.70
T40	0.20	DUMP BODY, REAR	95	S	B	6,500	0.10	0	.000	.000	.000	0	.000	.000	.000	.000	.000	.000	0.00	0.00	0.00	0.80
T40	0.30	FLATBEDS, WITH SIDES	95	A	B	8,000	0.20	0	.000	.000	.000	0	.000	.000	.000	.000	.000	.000	0.00	0.00	0.00	0.60

EK = Economic Key (Appendix E)
C = Operating Conditions (A=average, S=severe)
DC = Discount Code (B=basic 7.5%, S=special 15%)
RCF = Repair Cost Factor

LIFE = Economic Life
SLV = Salvage Value
HPF = Horsepower Factor

E = Electric Powered
G = Gas Powered
D = Diesel Powered

FT = Front Tire
DT = Drive Tire
TT = Trailing Tire

Appendix D

Equipment Hourly Calculation Factors

CATEGORY	SUB	DESCRIPTION	EK	C	DC	LIFE	SLV	HPF	EQUIPMENT FUEL FACTORS E	G	D	HPF	CARRIER FUEL FACTORS E	G	D	FOG FACTORS E	G	D	TIRE WEAR FACTORS FT	DT	TT	RCF
T40	0.41	HOIST, ELECTRIC DRIVE	95	A	B	8,000	0.20	65	.650	.059	.031	0	.000	.000	.000	.477	.136	.136	0.00	0.00	0.00	0.70
T40	0.50	TRANSIT MIXERS	95	A	B	8,000	0.15	65	.650	.059	.031	35	.350	.032	.017	.477	.136	.136	0.68	0.52	0.76	0.70
T40	0.60	WATER TANKS	95	A	B	8,000	0.25	65	.650	.059	.031	0	.000	.000	.000	.477	.136	.136	0.00	0.00	0.00	0.60
T40	0.70	ALL OTHER OPTIONS	95	A	B	8,000	0.20	65	.650	.059	.031	0	.000	.000	.000	.477	.136	.136	0.00	0.00	0.00	0.70
T45	**0.00**	TRUCK TRAILERS	1																			
T45	0.10	BOTTOM DUMP	95	A	B	10,000	0.10	0	.000	.000	.000	0	.000	.000	.000	.000	.000	.000	0.00	0.00	0.73	0.70
T45	0.10	BOTTOM DUMP	95	S	B	8,000	0.10	0	.000	.000	.000	0	.000	.000	.000	.000	.000	.000	0.00	0.00	0.23	0.80
T45	0.20	END / SIDE DUMP	95	A	B	10,000	0.10	0	.000	.000	.000	0	.000	.000	.000	.000	.000	.000	0.00	0.00	0.73	0.65
T45	0.20	END / SIDE DUMP	95	S	B	8,000	0.10	0	.000	.000	.000	0	.000	.000	.000	.000	.000	.000	0.00	0.00	0.23	0.75
T45	0.30	PUP TRAILER	95	A	B	8,000	0.10	0	.000	.000	.000	0	.000	.000	.000	.000	.000	.000	0.00	0.00	0.73	0.60
T45	0.41	LOWBOY, RIGID NECK, DROP DECK	95	A	B	10,000	0.10	0	.000	.000	.000	0	.000	.000	.000	.000	.000	.000	0.00	0.00	0.73	0.50
T45	0.50	FLATBED TRAILER	95	A	B	10,000	0.10	0	.000	.000	.000	0	.000	.000	.000	.000	.000	.000	0.00	0.00	0.73	0.50
T45	0.60	MISCELLANEOUS / UTILITY	95	A	B	10,000	0.10	0	.000	.000	.000	0	.000	.000	.000	.000	.000	.000	0.00	0.00	0.73	0.50
T45	0.70	WATER TANKER TRAILER	95	A	B	10,000	0.25	65	.650	.059	.031	0	.000	.000	.000	.000	.119	.102	0.00	0.92	0.73	0.60
T45	0.80	DECONTAMINATION FACILITY	95	A	B	8,000	0.25	0	.000	.000	.000	0	.000	.000	.000	.000	.000	.000	0.00	0.00	0.73	0.70
T45	0.90	TANK TRAILERS	95	A	B	10,000	0.25	65	.650	.059	.031	0	.000	.000	.000	.000	.119	.102	0.00	0.00	0.73	0.70
T50	**0.00**	TRUCKS, HIGHWAY (Add attachments as required)	1																			
T50	0.01	0 THRU 10,000 GVW	85	A	S	8,000	0.20	15	.150	.014	.007	0	.000	.000	.000	.000	.119	.102	0.66	0.59	0.73	0.70
T50	0.01	0 THRU 10,000 GVW	85	S	S	6,500	0.20	20	.200	.018	.010	0	.000	.000	.000	.000	.119	.102	0.26	0.20	0.28	0.75
T50	0.02	OVER 10,000 THRU 30,000 GVW (Chassis only - Add options)	85	A	S	10,000	0.20	35	.350	.032	.017	0	.000	.000	.000	.000	.127	.110	0.66	0.59	0.73	0.65

EK = Economic Key (Appendix E)
C = Operating Conditions (A=average, S=severe)
DC = Discount Code (B=basic 7.5%, S=special 15%)
RCF = Repair Cost Factor

LIFE = Economic Life
SLV = Salvage Value
HPF = Horsepower Factor

E = Electric Powered
G = Gas Powered
D = Diesel Powered

FT = Front Tire
DT = Drive Tire
TT = Trailing Tire

CATEGORY	SUB	DESCRIPTION	EK	C	DC	LIFE	SLV	HPF	EQUIPMENT FUEL FACTORS E	G	D	HPF	CARRIER FUEL FACTORS E	G	D	FOG FACTORS E	G	D	TIRE WEAR FACTORS FT	DT	TT	RCF
T50	0.02	OVER 10,000 THRU 30,000 GVW (Chassis only - Add options)	85	S	S	8,000	0.20	46	.460	.041	.022	0	.000	.000	.000	.000	.127	.110	0.26	0.20	0.28	0.70
T50	0.03	OVER 30,000 GVW (Chassis only - Add options)	85	A	S	12,000	0.20	50	.500	.045	.024	0	.000	.000	.000	.000	.136	.119	0.66	0.59	0.73	0.65
T50	0.03	OVER 30,000 GVW (Chassis only - Add options)	85	S	S	10,000	0.20	65	.650	.059	.031	0	.000	.000	.000	.000	.136	.119	0.26	0.20	0.28	0.75
T55	**0.00**	TRUCKS, OFF-HIGHWAY	1																			
T55	0.10	RIGID FRAME	90	A	B	20,000	0.15	35	.350	.032	.017	0	.000	.000	.000	.000	.000	.144	0.78	0.68	0.86	0.90
T55	0.10	RIGID FRAME	90	S	B	18,000	0.15	45	.450	.041	.022	0	.000	.000	.000	.000	.000	.144	0.27	0.21	0.30	0.95
T55	0.20	ARTICULATED FRAME	90	A	B	13,000	0.15	50	.500	.045	.024	0	.000	.000	.000	.000	.000	.080	0.78	0.68	0.86	0.80
T55	0.20	ARTICULATED FRAME	90	S	B	12,250	0.15	60	.600	.054	.029	0	.000	.000	.000	.000	.000	.080	0.27	0.21	0.30	0.85
T56	**0.00**	TRUCKS,OFF-HIGHWAY/PRIME MOVER TRACTORS & WAGONS	1																			
T56	0.10	PRIME MOVER TRACTORS	90	A	B	20,000	0.15	40	.400	.036	.019	0	.000	.000	.000	.000	.102	.144	0.78	0.51	0.86	0.90
T56	0.10	PRIME MOVER TRACTORS	90	S	B	18,000	0.15	65	.650	.059	.031	0	.000	.000	.000	.000	.102	.136	0.29	0.17	0.32	0.95
T56	0.20	WAGONS, BOTTOM DUMP	90	A	B	15,000	0.20	65	.650	.059	.031	0	.000	.000	.000	.000	.102	.136	0.86	0.66	0.96	0.65
T56	0.20	WAGONS, BOTTOM DUMP	90	S	B	10,000	0.20	85	.850	.077	.041	0	.000	.000	.000	.000	.102	.136	0.33	0.22	0.37	0.75
T56	0.30	WAGONS, REAR DUMP	90	A	B	12,000	0.20	65	.650	.059	.031	0	.000	.000	.000	.000	.102	.136	0.86	0.75	0.96	0.60
T57	**0.00**	TRUCKS, VACUUM	95	A	B	10,000	0.20	65	.650	.059	.031	0	.000	.000	.000	.000	.102	.119	0.66	0.59	0.73	0.80
T60	**0.00**	TRUCKS, WATER, OFF-HIGHWAY	90	A	B	12,000	0.20	65	.650	.059	.031	0	.000	.000	.000	.000	.102	.136	0.86	0.66	0.96	0.70
T60	**0.00**	TRUCKS, WATER, OFF-HIGHWAY	90	S	B	10,000	0.20	85	.850	.077	.041	0	.000	.000	.000	.000	.102	.136	0.29	0.19	0.32	0.80
T65	**0.00**	TUNNEL/MINING EQUIPMENT	1																			
T65	0.10	DRIFTING & TUNNELING DRILLS	25	A	B	14,000	0.15	80	.800	.072	.038	13	.130	.012	.006	.530	.136	.119	1.08	0.71	1.20	0.90
T65	0.20	TUNNEL BORING MACHINES	95	A	B	18,000	0.15	70	.700	.063	.034	0	.000	.000	.000	.530	.000	.000	0.00	0.00	0.00	0.70

EK = Economic Key (Appendix E)
C = Operating Conditions (A=average, S=severe)
DC = Discount Code (B=basic 7.5%, S=special 15%)
RCF = Repair Cost Factor

LIFE = Economic Life
SLV = Salvage Value
HPF = Horsepower Factor

E = Electric Powered
G = Gas Powered
D = Diesel Powered

FT = Front Tire
DT = Drive Tire
TT = Trailing Tire

Appendix D

Equipment Hourly Calculation Factors

CATEGORY	SUB	DESCRIPTION	EK	C	DC	LIFE	SLV	HPF	EQUIPMENT FUEL FACTORS E	G	D	HPF	CARRIER FUEL FACTORS E	G	D	FOG FACTORS E	G	D	TIRE WEAR FACTORS FT	DT	TT	RCF
T65	0.20	TUNNEL BORING MACHINES	95	S	B	16,000	0.15	91	.910	.082	.044	0	.000	.000	.000	.530	.000	.000	0.00	0.00	0.00	0.80
T65	0.30	PRODUCTION DRILLING RIGS	25	A	B	12,000	0.15	80	.800	.072	.038	0	.000	.000	.000	.530	.136	.119	0.00	0.00	0.00	0.90
T65	0.40	ROADHEADERS & CONTINUOUS MINERS	95	A	B	16,000	0.15	70	.700	.063	.034	0	.000	.000	.000	.530	.000	.000	0.00	0.00	0.00	0.90
T65	0.40	ROADHEADERS & CONTINUOUS MINERS	95	S	B	14,000	0.15	91	.910	.082	.044	0	.000	.000	.000	.530	.000	.000	0.00	0.00	0.00	1.00
T65	0.50	ROCK BOLTING EQUIPMENT	95	A	B	10,000	0.20	80	.800	.072	.038	10	.100	.009	.005	.530	.136	.119	0.00	0.00	0.00	0.80
T65	0.61	LOADING & HAULING EQUIPMENT, DIESEL OR GAS	95	A	B	12,000	0.20	70	.700	.063	.034	0	.000	.000	.000	.000	.136	.127	0.00	0.00	0.00	0.75
T65	0.62	LOADING & HAULING EQUIPMENT, ELECTRIC	95	A	B	14,000	0.20	70	.700	.063	.034	0	.000	.000	.000	.477	.102	.102	0.00	0.00	0.00	0.70
T65	0.63	LOADING & HAULING EQUIPMENT, AIR-POWERED	95	A	B	10,000	0.25	70	.700	.063	.034	0	.000	.000	.000	.477	.136	.119	0.00	0.00	0.00	0.65
T65	0.70	LOCOMOTIVES	95	A	B	12,000	0.20	65	.650	.059	.031	0	.000	.000	.000	.477	.136	.119	0.00	0.00	0.00	0.75
T65	0.90	OTHER TUNNELING EQUIPMENT	95	A	B	10,000	0.20	70	.700	.063	.034	13	.130	.012	.006	.477	.136	.127	0.00	0.00	0.00	0.80
W10	**0.00**	WAGONS, BOTTOM DUMP	90	A	B	12,000	0.15	65	.650	.059	.031	0	.000	.000	.000	.000	.102	.136	0.86	0.66	0.96	0.65
W10	**0.00**	WAGONS, BOTTOM DUMP	90	S	B	10,000	0.15	85	.850	.077	.041	0	.000	.000	.000	.000	.102	.136	0.26	0.18	0.29	0.75
W15	**0.00**	WAGONS, REAR DUMP	90	A	B	12,000	0.15	65	.650	.059	.031	0	.000	.000	.000	.000	.102	.136	0.78	0.68	0.86	0.60
W15	**0.00**	WAGONS, REAR DUMP	90	S	B	10,000	0.15	85	.850	.077	.041	0	.000	.000	.000	.000	.102	.136	0.26	0.20	0.29	0.70
W25	**0.00**	WATER & CO2 BLASTERS	1																			
W25	0.10	LOW PRESSURE, (< 5,000 PSI)	95	A	B	4,000	0.20	95	.950	.086	.045	0	.000	.000	.000	.424	.102	.119	0.76	0.58	0.84	1.10
W25	0.20	HIGH PRESSURE, (>= 5,000 PSI)	95	A	B	4,000	0.20	95	.950	.086	.045	0	.000	.000	.000	.424	.102	.119	0.00	0.00	0.76	1.20
W25	0.30	STEAM CLEANERS	95	A	B	4,000	0.20	95	.950	.086	.045	0	.000	.000	.000	.424	.102	.119	0.00	0.00	0.76	1.10
W25	0.40	CO2 BLASTERS	95	A	B	6,000	0.20	70	.700	.063	.034	0	.000	.000	.000	.530	.127	.148	0.00	0.00	0.76	1.00
W25	0.50	WET ABRASIVE BLASTING SYSTEM (TORBO)	95	A	B	10,000	0.35	0	.000	.000	.000	0	.000	.000	.000	.000	.000	.000	0.76	0.66	0.84	0.40
W30	**0.00**	WATER TANKS	1																			

EK = Economic Key (Appendix E)
C = Operating Conditions (A=average, S=severe)
DC = Discount Code (B=basic 7.5%, S=special 15%)
RCF = Repair Cost Factor

LIFE = Economic Life
SLV = Salvage Value
HPF = Horsepower Factor

E = Electric Powered
G = Gas Powered
D = Diesel Powered

FT = Front Tire
DT = Drive Tire
TT = Trailing Tire

Appendix D

Equipment Hourly Calculation Factors

CATEGORY	SUB	DESCRIPTION	EK	C	DC	LIFE	SLV	HPF	EQUIPMENT FUEL FACTORS E	G	D	HPF	CARRIER FUEL FACTORS E	G	D	FOG FACTORS E	G	D	TIRE WEAR FACTORS FT	DT	TT	RCF
W30	0.10	PORTABLE WITH WHEELS	90	A	B	12,000	0.20	65	.650	.059	.031	0	.000	.000	.000	.000	.102	.119	0.00	0.00	0.76	0.60
W30	0.20	SKID MOUNTED	90	A	B	12,000	0.20	65	.650	.059	.031	0	.000	.000	.000	.000	.102	.119	0.00	0.00	0.00	0.50
W35	**0.00**	WELDERS	1																			
W35	0.10	ENGINE DRIVEN	95	A	B	8,000	0.25	80	.800	.072	.038	0	.000	.000	.000	.000	.102	.102	0.00	0.00	0.96	0.75
W35	0.20	ELECTRIC DRIVEN	95	A	B	6,000	0.20	30	.300	.027	.014	0	.000	.000	.000	.424	.000	.000	0.00	0.00	0.00	0.50

EK = Economic Key (Appendix E)
C = Operating Conditions (A=average, S=severe)
DC = Discount Code (B=basic 7.5%, S=special 15%)
RCF = Repair Cost Factor

LIFE = Economic Life
SLV = Salvage Value
HPF = Horsepower Factor

E = Electric Powered
G = Gas Powered
D = Diesel Powered

FT = Front Tire
DT = Drive Tire
TT = Trailing Tire

Appendix E

Economic Indexes for Construction Equipment

KEY (EK)	EQUIPMENT DIVISIONS	Note: Table 2-1 Equipment Rates are based on equipment purchased new in 2015 {------Projected-------} 2020	2019	2018	2017	2016	2015	2014	2013	2012	2011	2010	2009	2008	2007	2006	2005	2004	2003	2002
5	Air Equipment	3400	3317	3251	3173	3117	3129	3079	3007	2887	2796	2601	2585	2458	2319	2234	2157	2085	2075	2069
10	Asphalt & Concrete Paving Equipment	5477	5342	5237	5167	5091	4971	4970	4852	4767	4652	4534	4526	4381	4228	4116	3950	3758	3763	3769
15	Buckets	9886	9643	9455	9848	9739	9712	9571	9448	9257	9135	8862	8911	8687	8604	8502	8057	7626	7443	7254
20	Cranes, Draglines & Clamshells - Crawler & Truck Mtd	7608	7421	7277	7579	7495	7474	7366	7271	7124	7031	6820	6858	6685	6621	6543	6201	5869	5728	5582
25	Drills	7235	7057	6918	6803	6759	6693	6594	6467	6391	6205	5987	5938	5783	5448	5104	4762	4444	4192	4116
30	Generators	7014	6841	6707	6540	6488	6554	6555	6458	6397	6262	5905	5794	5628	5357	5112	4888	4641	4566	4548
35	Graders, Motor	9383	9153	8976	9388	9350	9232	9079	8933	8648	7920	7632	7516	7155	6909	6825	6578	6318	6117	6049
40	Loaders, Track	8977	8756	8586	8614	8564	8484	8449	8369	8088	7713	7434	7454	7254	7037	6907	6653	6347	6177	6081
45	Loaders, Wheel	8285	8081	7924	7950	7904	7830	7798	7723	7464	7119	6861	6880	6695	6494	6374	6140	5857	5701	5612
50	Pile Driving Equipment	7920	7725	7568	7597	7532	7462	7370	7247	7063	6787	6582	6569	6375	6176	6033	5787	5450	5270	5195
55	Rollers	8705	8491	8302	8063	8010	7889	7730	7491	7341	7157	6983	6938	6736	6424	6145	5872	5646	5406	5285
60	Scrapers & Soil Stabilizers	9383	9153	8976	9388	9350	9232	9079	8933	8648	7920	7632	7516	7155	6909	6825	6578	6318	6117	6049
65	Shovels, Backhoes & Hydraulic Excavators	7608	7421	7277	7579	7495	7474	7366	7271	7124	7031	6820	6858	6685	6621	6543	6201	5869	5728	5582
70	Tractors, Crawlers & Attachments	8977	8756	8586	8614	8564	8484	8449	8369	8088	7713	7434	7454	7254	7037	6907	6653	6347	6177	6081
75	Tractor, Wheel	8366	8160	7979	7749	7698	7582	7429	7199	7050	6845	6678	6636	6442	6144	5876	5616	5400	5170	5055
80	Trenchers	10745	10481	10248	9952	9888	9738	9542	9246	9062	8835	8620	8565	8314	7930	7584	7248	6970	6466	6524
85	Trucks, Highway	6729	6564	6437	6555	6475	6370	6250	6139	5988	5648	5485	5366	5123	4965	4820	4638	4450	4356	4306
90	Trucks & Wagons - Off-Highway	9226	9000	8819	8649	8564	8484	8315	8170	8103	7940	7820	7785	7651	7392	7231	6896	6424	6095	6026
95	All Other Equipment	7920	7725	7568	7597	7532	7462	7370	7247	7063	6787	6582	6569	6375	6176	6033	5787	5450	5270	5195
100	All Tires & Tubes	4040	3941	3864	3793	3754	3811	3892	3989	4062	3929	3525	3343	3267	3025	2926	2759	2614	2487	2430
105	Marine Equipment	9280	9053	8875	8743	8641	8583	8460	8313	8216	8118	7941	7773	7466	7202	6905	6661	6436	6101	5846

EK = Economic Key

Appendix E

Economic Indexes for Construction Equipment

KEY		Note: Table 2-1 Equipment Rates are based on equipment purchased new in 2015																	
(EK)	EQUIPMENT DIVISIONS	2001	2000	1999	1998	1997	1996	1995	1994	1993	1992	1991	1990	1989	1988	1987	1986	1985	1984
5	Air Equipment	2079	2047	2078	2074	2070	2063	2053	2012	2022	2008	1963	1956	1888	1801	1730	1720	1733	1683
10	Asphalt & Concrete Paving Equipment	3766	3717	3638	3589	3490	3390	3323	3248	3189	3092	3106	2967	2867	2793	2730	2687	2687	2611
15	Buckets	6804	6900	6982	6930	6888	6774	6672	6638	6663	6380	5901	5640	5314	4872	4767	4713	4640	4527
20	Cranes, Draglines & Clamshells - Crawler & Truck Mtd	5236	5310	5289	5225	5116	5013	4880	4783	4736	4540	4298	4152	3967	3688	3595	3485	3395	3339
25	Drills	3819	3736	3683	3626	3574	3518	3394	3320	3268	3196	3163	3069	2969	2807	2792	2786	2832	2803
30	Generators	4548	4529	4520	4517	4484	4511	4457	4343	4294	4234	4181	4116	3998	3773	3575	3514	3510	3400
35	Graders, Motor	5979	5952	5853	5682	5544	5466	5186	5088	4946	4655	4509	4359	4219	4010	3914	3759	3738	3645
40	Loaders, Track	6058	6032	5960	5792	5686	5606	5434	5257	5068	4816	4677	4555	4404	4163	3918	3770	3767	3791
45	Loaders, Wheel	5591	5567	5511	5409	5303	5251	5101	4988	4894	4758	4640	4532	4409	4235	4099	3991	3973	3944
50	Pile Driving Equipment	5127	5112	5062	4993	4892	4809	4700	4598	4539	4427	4305	4182	4029	3845	3745	3668	3626	3570
55	Rollers	5225	5130	5204	5092	5001	4950	4851	4719	4484	4460	4668	4630	4507	4412	4217	4151	4090	3926
60	Scrapers & Soil Stabilizers	5979	5952	5853	5682	5544	5466	5186	5088	4946	4655	4509	4359	4219	4010	3914	3759	3738	3645
65	Shovels, Backhoes & Hydraulic Excavators	5236	5310	5289	5225	5116	5013	4880	4783	4736	4540	4298	4152	3967	3688	3595	3485	3395	3339
70	Tractors, Crawlers & Attachments	6058	6032	5960	5792	5686	5606	5434	5257	5068	4816	4677	4555	4404	4163	3918	3770	3767	3791
75	Tractor, Wheel	4997	4906	4833	4695	4624	4540	4527	4484	4342	4270	4186	4123	4018	3936	3862	3820	3818	3656
80	Trenchers	6450	6332	6223	6042	5833	5749	5670	5509	5207	5015	4948	4886	4753	4679	4600	4586	4488	4431
85	Trucks, Highway	4216	4212	4307	4216	4241	4318	4293	4190	4025	3838	3669	3546	3495	3363	3299	3282	3139	3055
90	Trucks & Wagons - Off-Highway	5931	5828	5715	5651	5581	5440	5265	4979	4837	4797	4739	4617	4405	4094	3915	3840	3822	3786
95	All Other Equipment	5127	5112	5062	4993	4892	4809	4700	4598	4539	4427	4305	4182	4029	3845	3745	3668	3626	3570
100	All Tires & Tubes	2401	2373	2371	2400	2431	2475	2559	2517	2525	2524	2506	2470	2480	2399	2322	2340	2374	2421
105	Marine Equipment	5771	5645	5556	5513	5429	5245	5036	4951	4881	4679	4438	4271	4091	3920	3886	3863	3749	3633

EK = Economic Key

Appendix F
Tire Description and Tire Cost

EP CODE	INDUSTRY CODE	SIZE DESCRIPTION	SIZE	PLY	TUBE (1)	COST PER EACH
LT TRUCK/RECREATIONAL VEHICLE, RADIAL						
WRANGLER SR-A			**Life (hrs) = 5000**			
ABAA3		LT265/75R16	10.43 x 16.00	10	TL	$197
WRANGLER HT			**Life (hrs) = 5000**			
ABAC1		LT235/75R15	9.25 x 15.00	6	TL	$153
ABAC2		LT245/75R16	9.65 x 16.00	6	TL	$199
SERVICE TRAILER - MARATHON RADIAL			**Life (hrs) = 5000**			
ABBF1		ST175/80R13	6.89 x 13.00	6	TL	$64
ABBF3		ST185/80R13	7.28 x 13.00	6	TL	$68
ABBF5		ST205/75R14	8.07 x 14.00	8	TL	$99
ABBF8		ST205/75R15	8.07 x 15.00	8	TL	$101
ABBF6		ST215/75R14	8.46 x 14.00	6	TL	$100
ABBF9		ST225/75R15	8.86 x 15.00	10	TL	$112
ABBF10		ST225/75R15	8.86 x 15.00	6	TL	$93
LT TRUCK/RECREATIONAL VEHICLE, BIAS						
TRAILER/UTILITY			**Life (hrs) = 5000**			
ACBA2		7.00-15LT	7.00 x 15.00	10	TL	$134
ACBA4		750-16LT	7.50 x 16.00	10	TL	$240
ACBA7		8.75-16.5LT	8.75 x 16.50	10	TL	$92
ACBA9		ST235/85R16	9.25 x 16.00	10	TL	$161
TRACTION HI-MILER			**Life (hrs) = 5000**			
ACBC1		6.70-15LT	6.70 x 15.00	6	TL	$154
ACBC3		8-14.5LT	8.00 x 14.50	10	TL	$99
ACBC4		9-14.5LT	9.00 x 14.50	12	TL	$209
CUSTOM HI-MILER			**Life (hrs) = 5000**			
ACBD1		12-16.5LT	12.00 x 16.50	12	TL	$218
OVER-THE-ROAD TRUCK, COMMERCIAL, RADIAL						
COMMERCIAL RADIAL LT TRUCK			**Life (hrs) = 5000**			
ADCA17		8R19.5	8.00 x 19.50	12	TL	$278
ADCA18		8R19.5	8.00 x 19.50	12	TL	$281

(1) TT = includes tube, TL = no tube, NO = no tube

Appendix F
Tire Description and Tire Cost

EP CODE	INDUSTRY CODE	SIZE DESCRIPTION	SIZE	PLY	TUBE (1)	COST PER EACH
ADCA4		LT215/85R16	8.46 x 16.00	10	TL	$147
ADCA3		LT215/85R16	8.46 x 16.00	10	TL	$207
ADCA6		LT225/75R16	8.86 x 16.00	10	TL	$139
ADCA1		225/75R16	8.86 x 16.00	10	TL	$195
ADCA2		LT225/75R16	8.86 x 16.00	10	TL	$244
ADCA19		225/70R19.5	8.86 x 19.50	12	TL	$278
ADCA8		LT235/85R16	9.25 x 16.00	10	TL	$162
ADCA11		LT245/75R16	9.65 x 16.00	10	TL	$142
ADCA21		245/70R19.5	9.65 x 19.50	14	TL	$310
COMMERCIAL RADIAL TRUCK TL			**Life (hrs) = 5000**			
ADCB2		9R175	9.00 x 17.50	14	TL	$198
ADCB5		9R22.5	9.00 x 22.50	14	TL	$231
ADCB3		10R175	10.00 x 17.50	16	TL	$373
ADCB7		10R22.5	10.00 x 22.50	14	TL	$453
ADCB4		11R17.5	11.00 x 17.50	14	TL	$251
ADCB8		11R22.5	11.00 x 22.50	16	TL	$556
ADCB13		11R24.5	11.00 x 24.50	16	TL	$568
ADCB10		12R22.5	12.00 x 22.50	16	TL	$615
ADCB14		12R24.5	12.00 x 24.50	16	TL	$696
LOW PROFILE RADIAL TRUCK TL			**Life (hrs) = 5000**			
ADCC1		215/75R175	8.46 x 17.50	16	TL	$418
ADCC5		245/75R22.5	9.65 x 22.50	14	TL	$633
ADCC3		255/70R22.5	10.04 x 22.50	16	TL	$625
ADCC2		265/70R19.5	10.40 x 19.50	14	TL	$497
ADCC6		265/75R22.5	10.43 x 22.50	14	TL	$662
ADCC4		275/70R22.5	10.80 x 22.50	16	TL	$687
ADCC12		285/75R24.5	11.22 x 24.50	14	TL	$562
ADCC8		295/75R22.5	11.61 x 22.50	14	TL	$722
ADCC10		315/80R22.5	12.40 x 22.50	18	TL	$822
SUPER SINGLE COMMERCIAL RADIAL TRUCK			**Life (hrs) = 5000**			
ADCD1		385/65R22.5	15.16 x 22.50	18	TL	$821
ADCD2		425/65R22.5	16.73 x 22.50	20	TL	$918
ADCD3		445/65R22.5	17.52 x 22.50	20	TL	$996

(1) TT = includes tube, TL = no tube, NO = no tube

Appendix F
Tire Description and Tire Cost

EP CODE	INDUSTRY CODE	SIZE DESCRIPTION	SIZE	PLY	TUBE (1)	COST PER EACH
COMMERCIAL RADIAL TRUCK TT			**Life (hrs) = 5000**			
ADCE1		825R15	8.25 x 15.00	14	TT	$434
ADCE5		225/70R19.5	8.86 x 19.50	12	TT	$418
ADCE6		225/70R19.5	8.86 x 19.50	14	TT	$300
ADCE3		LT235/85R16	9.25 x 16.00	14	TT	$296
ADCE7		245/70R19.5	9.65 x 19.50	14	TT	$534
ADCE13		10R22.5	10.00 x 22.50	14	TT	$453
ADCE12		365/80R20	10.40 x 20.00	20	TT	$756
ADCE9		11.00R20	11.00 x 20.00	16	TT	$586
ADCE10		11.00R20	11.00 x 20.00	16	TT	$644
ADCE14		11R22.5	11.00 x 22.50	16	TT	$540
ADCE15		12.00R24	12.00 x 24.00	18	TT	$836
ADCE17		12.00R24	12.00 x 24.00	18	TT	$1,009
ADCE11		305/70R19.5	12.01 x 19.50	22	TT	$597
FARM, FRONT						
DYNA RIB F-2-M			**Life (hrs) = 5000**			
AFED2	F-2M	10.00-16SL	10.00 x 16.00	8	TL	$312
AFED1	F-2M	11L-15	11.00 x 15.00	6	TL	$330
AFED4	F-2M	11.00-16SL	11.00 x 16.00	8	TL	$439
AFED8	F-2M	11.00-24SL	11.00 x 24.00	12	TL	$1,003
AFED6	F-2M	14L-16.1SL	14.00 x 16.10	10	TL	$895
AFED7	F-2M	16.5L-16.1SL	16.50 x 16.10	8	TL	$1,042
SINGLE RIB FRONT TRACTOR F-1			**Life (hrs) = 5000**			
AFEE1	F-1	6.00-16SL	6.00 x 16.00	4	TT	$250
FARM HIGHWAY SERVICE			**Life (hrs) = 5000**			
AFEF2	I-1	9.5L-15 FI	9.50 x 15.00	8	TL	$255
FARM UTILITY			**Life (hrs) = 5000**			
AFEG7	I-1	7.50-14 SL	7.50 x 14.00	4	TL	$232
AFEG14	I-1	7.60-15 SL	7.60 x 15.00	8	TL	$193
AFEG8	I-1	8.5L-14 SL	8.50 x 14.00	6	TL	$193
AFEG1	I-1	9.5L-14 SL	9.50 x 14.00	6	TL	$179
AFEG17	I-1	9.5L-15 SL	9.50 x 15.00	12	TL	$288
AFEG18	I-1	10.00-15 SL	10.00 x 15.00	8	TL	$315

(1) TT = includes tube, TL = no tube, NO = no tube

Appendix F
Tire Description and Tire Cost

EP CODE	INDUSTRY CODE	SIZE DESCRIPTION	SIZE	PLY	TUBE (1)	COST PER EACH
AFEG11	I-1	11L-14 SL	11.00 x 14.00	8	TL	$256
AFEG22	I-1	11L-15 SL	11.00 x 15.00	10	TL	$257
AFEG20	I-1	11L-15 SL	11.00 x 15.00	8	TL	$209
AFEG34	I-1	11L-16 SL	11.00 x 16.00	10	TL	$282
AFEG25	I-1	12.5L-15 SL	12.50 x 15.00	12	TL	$359
AFEG30	I-1	12.5L-16 SL	12.50 x 16.00	12	TL	$413
AFEG29	I-1	12.5L-16 SL	12.50 x 16.00	8	TL	$322
AFEG28	I-1	14L-16.1 SL	14.00 x 16.10	12	TL	$636
AFEG31	I-1	16.5L-16.1 SL	16.50 x 16.10	10	TL	$706
AFEG32	I-1	19L-16.1 SL	19.00 x 16.10	10	TL	$825
AFEG27	I-1	21.5L-16.1 SL	21.50 x 16.10	14	TL	$1,341
FOUR RIB FRONT TRACTOR F-2-M			**Life (hrs) = 5000**			
AFEH1	F-2M	7.50-16SL	7.50 x 16.00	6	TT	$220
AFEH3	F-2M	10.00-16SL	10.00 x 16.00	8	TT	$296
AFEH4	F-2M	11.00-16SL	11.00 x 16.00	8	TT	$418
IMPLEMENT RIB			**Life (hrs) = 5000**			
TFEK11	F-2	4.00-19SL	4.00 x 19.00	4	TT	$129
AFEK4	I-1	5.00-15 SL	5.00 x 15.00	4	TL	$139
AFEK16	I-1	5.90-15SL	5.90 x 15.00	4	TL	$161
AFEK6	I-1	6.00-16 SL	6.00 x 16.00	6	TL	$176
AFEK7	I-1	6.50-16 SL	6.50 x 16.00	6	TL	$181
AFEK5	I-1	6.70-15 SL	6.70 x 15.00	6	TL	$176
AFEK9	I-1	7.50-16 SL	7.50 x 16.00	10	TL	$293
AFEK13	I-1	9.00-24 SL	9.00 x 24.00	8	TL	$688
AFEK14	I-1	11.25-28 SL	11.25 x 28.00	12	TL	$1,067
LABORER F-3			**Life (hrs) = 5000**			
AFEL2	F-3	11L-15 SL	11.00 x 15.00	10	TL	$313
AFEL4	F-3	11L-16 SL	11.00 x 16.00	10	TL	$319
AFEL5	F-3	11L-16 SL	11.00 x 16.00	12	TL	$367
AFEL6	F-3	14.5/75-16.1 SL	14.50 x 16.10	10	TL	$739
MULTI-RIB F-3			**Life (hrs) = 5000**			
AFEM1	F-3	9.00-10 NHS	9.00 x 10.00	10	TL	$249
TFEM2	F-2M	11.00-16SL	11.00 x 16.00	12	TL	$623

(1) TT = includes tube, TL = no tube, NO = no tube

Appendix F
Tire Description and Tire Cost

EP CODE	INDUSTRY CODE	SIZE DESCRIPTION	SIZE	PLY	TUBE (1)	COST PER EACH
SMOOTH			**Life (hrs) = 5000**			
AFEN1	I-1	16.9-30	16.90 x 30.00	6	TL	$1,183
SMOOTH IMP			**Life (hrs) = 5000**			
AFEO1		4.80/4.00-8	4.00 x 8.00	4	TL	$15
AFEO3		6.00-16	6.00 x 16.00	10	TT	$391
AFEO2		11L-15	11.00 x 15.00	10	TL	$375
SOFTRAC II			**Life (hrs) = 5000**			
AFEP1	I-2	16.5L-16.1 SL	16.50 x 16.10	6	TL	$755
AFEP3	I-2	21.5L-16.1 SL	21.50 x 16.10	10	TL	$1,551
SUPER RIB F-2			**Life (hrs) = 5000**			
TFER1	F-2	4.00-12	4.00 x 12.00	4	TT	$56
COMPACT UTILITY R-1			**Life (hrs) = 5000**			
TFES2	HF-2	5-12 NHS	5.00 x 12.00	4	TL	$131
AFES1		7-16	7.00 x 16.00	6	TL	$276
SURE GRIP IMPLEMENT			**Life (hrs) = 5000**			
AFET1	I-3	10.5/80-18	10.50 x 18.00	10	TL	$716
AFET2	I-3	12.5/80-18	12.50 x 18.00	10	TL	$622
SURE GRIP LUG			**Life (hrs) = 5000**			
AFEU2	I-3	10.5/80-18	10.50 x 18.00	10	TL	$278
AFEU1	I-3	12.4-16	12.40 x 16.00	4	TL	$593
AFEU3	I-3	12.5/80-18	12.50 x 18.00	14	TL	$622
SURE GRIP TRACTION			**Life (hrs) = 5000**			
AFEV1	I-3	6.70-15SL	6.70 x 15.00	4	TT	$229
AFEV5	I-3	7.50-16	7.50 x 16.00	4	TL	$221
AFEV2	I-3	7.50-18 SL	7.50 x 18.00	4	TT	$338
AFEV3	I-3	7.50-20	7.50 x 20.00	4	TT	$267
AFEV4	I-3	7.60-15	7.60 x 15.00	6	TL	$166
TRACTION IMPLEMENT			**Life (hrs) = 5000**			
AFEW1	I-3	5.00-15 SL	5.00 x 15.00	4	TL	$163
AFEW2	I-3	5.90-15 SL	5.90 x 15.00	4	TL	$164

(1) TT = includes tube, TL = no tube, NO = no tube

EP CODE	INDUSTRY CODE	SIZE DESCRIPTION	SIZE	PLY	TUBE (1)	COST PER EACH
TRIPLE RIB HD			**Life (hrs) = 5000**			
AFEX8	F-2	5.50-16SL	5.50 x 16.00	6	TT	$152
AFEX10	F-2	6.00-16SL	6.00 x 16.00	6	TT	$174
AFEX11	F-2	6.50-16SL	6.50 x 16.00	6	TT	$188
AFEX4	F-2	7.5L-15SL	7.50 x 15.00	6	TT	$198
AFEX18	F-2	7.50-16SL	7.50 x 16.00	6	TL	$224
AFEX13	F-2	7.50-16SL	7.50 x 16.00	8	TT	$225
AFEX14	F-2	750-18	7.50 x 18.00	6	TT	$222
AFEX5	F-2	9.5L-15SL	9.50 x 15.00	8	TT	$283
AFEX16	F-2	10.00-16SL	10.00 x 16.00	8	TL	$333
AFEX6	F-2	11L-15SL	11.00 x 15.00	8	TT	$314
AFEX17	F-2	11.00-16SL	11.00 x 16.00	8	TL	$394
TRIPLE RIB R/S F-2			**Life (hrs) = 5000**			
AFEY2	F-2	4.00-15SL	4.00 x 15.00	4	TT	$171
AFEY1	F-2	5.00-15SL	5.00 x 15.00	4	TL	$170
DURATORQUE R-1			**Life (hrs) = 5000**			
AFFU3	R-1	8-16	8.00 x 16.00	6	TL	$290
FARM, REAR						
ALL TRACTION R-3			**Life (hrs) = 5000**			
AGFA1	R-3	9.5-16	9.50 x 16.00	8	TL	$628
ALL WEATHER R-3			**Life (hrs) = 5000**			
AGFB2	R-3	9.5-24	9.50 x 24.00	4	TL	$609
AGFB7	R-3	13.6-16.1	13.60 x 16.10	8	TL	$1,022
AGFB5	R-3	13.6-28	13.60 x 28.00	6	TT	$1,048
AGFB3	R-3	14.9-24	14.90 x 24.00	6	TL	$925
AGFB4	R-3	16.9-24	16.90 x 24.00	6	TL	$1,085
AGFB8	R-3	18.4-16.1	18.40 x 16.10	8	TL	$1,239
AGFB10	R-3	18.4-26	18.40 x 26.00	12	TL	$1,318
AGFB11	R-3	23.1-26	23.10 x 26.00	12	TL	$2,031
AGFB12	R-3	23.1-26	23.10 x 26.00	16	TL	$2,214
AGFB14	R-3	24.5-32	24.50 x 32.00	12	TL	$3,370
AGFB13	R-3	28L-26	28.00 x 26.00	16	TL	$2,884
AGFB15	R-3	30.5L-32	30.50 x 32.00	12	TL	$3,404

(1) TT = includes tube, TL = no tube, NO = no tube

Appendix F
Tire Description and Tire Cost

EP CODE	INDUSTRY CODE	SIZE DESCRIPTION	SIZE	PLY	TUBE (1)	COST PER EACH
AGFB16	R-3	30.5L-32 VA	30.50 x 32.00	16	TL	$4,076
DT 800 RADIAL R-1W			**Life (hrs) = 5000**			
AGFE1	R-1W	320/90R42	12.60 x 42.00	139A8/B	TL	$1,947
AGFE3	R-1W	320/90R50	12.60 x 50.00	148A8/B	TL	$2,780
AGFE2	R-1W	380/90R46	14.90 x 46.00	149A8/B	TL	$2,645
DT 812 RADIAL R-1W			**Life (hrs) = 5000**			
AGFF1	R-1W	420/70R24	14.90 x 24.00	130A8/B	TL	$1,354
AGFF2	R-1W	420/70R28	16.50 x 28.00	136A8/B	TL	$1,732
AGFF3	R-1W	480/70R30	18.90 x 30.00	152A8/B	TL	$2,848
DT 820 RADIAL R-1W			**Life (hrs) = 5000**			
AGFG2	R-1W	600/65R28	23.60 x 28.00	154A8/B	TL	$3,282
AGFG1	R-1W	620/75R26	24.40 x 26.00	166A8/B	TL	$2,784
AGFG5	R-1W	620/70R42	24.40 x 42.00	160A8/B	TL	$3,798
AGFG3	R-1W	650/75R34	25.60 x 34.00	162A8/B	TL	$6,317
AGFG4	R-1W	710/70R38	27.90 x 38.00	166A8/B	TL	$3,523
DYNA TORQUE RADIAL R-1			**Life (hrs) = 5000**			
AGFH7	R-1	380/85R30	14.90 x 30.00	135A8/B	TL	$1,529
AGFH9	R-1	380/85R34	14.90 x 34.00	137A8/B	TL	$1,515
AGFH15	R-1	380/85R46	14.90 x 46.00	147A8/B	TL	$2,386
TGFH5	R-1	380/85R34	15.00 x 34.00	137A8/B	TL	$1,202
TGFH6	R-1	380/85R34	15.00 x 34.00	148A8/B	TL	$1,299
AGFH16	R-1	420/80R46	16.50 x 46.00	159A8/B	TL	$3,767
AGFH8	R-1	420/90R30	16.90 x 30.00	142A8/B	TL	$1,735
AGFH10	R-1	480/80R38	18.40 x 38.00	149A8/B	TL	$2,109
AGFH17	R-1	480/80R46	18.40 x 46.00	158A8/B	TL	$2,803
AGFH12	R-1	520/85R38	20.80 x 38.00	148A8/B	TL	$2,527
AGFH14	R-1	520/85R42	20.80 x 42.00	157A8/B	TL	$2,810
DYNA TORQUE II R-1			**Life (hrs) = 5000**			
AGFJ29	R-1	11.2-16	11.20 x 16.00	4	TL	$423
AGFJ6	R-1	13.6-24	13.60 x 24.00	8	TL	$634
AGFJ41	R-1	13.6-28	13.60 x 28.00	10	TL	$1,218
AGFJ7		14.9-24	14.90 x 24.00	6	TL	$393
AGFJ31	R-1	14.9-24	14.90 x 24.00	8	TL	$732
AGFJ42	R-1	14.9-28	14.90 x 28.00	10	TL	$1,221

(1) TT = includes tube, TL = no tube, NO = no tube

Appendix F
Tire Description and Tire Cost

EP CODE	INDUSTRY CODE	SIZE DESCRIPTION	SIZE	PLY	TUBE (1)	COST PER EACH
AGFJ8	R-1	16.9-24	16.90 x 24.00	6	TL	$862
AGFJ39	R-1	16.9-26	16.90 x 26.00	10	TL	$1,455
AGFJ43	R-1	16.9-28	16.90 x 28.00	10	TL	$1,317
AGFJ37	R-1	16.9-34	16.90 x 34.00	6	TT	$1,079
AGFJ23	R-1	16.9-38	16.90 x 38.00	8	TT	$1,348
AGFJ40	R-1	18.4-26	18.40 x 26.00	12	TL	$1,612
AGFJ18	R-1	18.4-34	18.40 x 34.00	8	TT	$1,204
AGFJ24	R-1	18.4-38	18.40 x 38.00	8	TT	$1,301
AGFJ19	R-1	20.8-34	20.80 x 34.00	8	TT	$2,113
AGFJ25	R-1	20.8-38	20.80 x 38.00	8	TT	$1,741
AGFJ27	R-1	20.8-42	20.80 x 42.00	10	TL	$2,431
AGFJ45	R-1	23.1-26	23.10 x 26.00	12	TL	$2,339
AGFJ20	R-1	23.1-34	23.10 x 34.00	8	TT	$2,692
AGFJ35	R-1	24.5-32	24.50 x 32.00	12	TL	$2,859
AGFJ34	R-1	28L-26	28.00 x 26.00	12	TL	$2,948
AGFJ36	R-1	30.5L-32	30.50 x 32.00	14	TL	$3,335
INDUSTRIAL SURE GRIP R-4			**Life (hrs) = 5000**			
AGFK1	R-4	16.9-30	16.90 x 30.00	10	TT	$549
AGFK3	R-4	18.4-28	18.40 x 28.00	12	TL	$1,345
IT510 RADIAL R4			**Life (hrs) = 5000**			
AGFL3	R-4	19.5LR24	19.50 x 24.00	152A8/B	TL	$1,574
IT525 RADIAL R4			**Life (hrs) = 5000**			
AGFM1	R-4	14.9-24	14.90 x 24.00	8	TL	$814
AGFM4	R-4	16.9-24	16.90 x 24.00	10	TL	$1,014
AGFM12	R-4	16.9-28	16.90 x 28.00	10	TL	$1,227
AGFM6	R-4	17.5L-24	17.50 x 24.00	10	TL	$991
AGFM5	R-4	18.4-24	18.40 x 24.00	12	TL	$1,155
AGFM7	R-4	19.5L-24	19.50 x 24.00	10	TL	$1,013
AGFM8	R-4	19.5L-24	19.50 x 24.00	12	TL	$1,066
AGFM11	R-4	21L-24	21.00 x 24.00	12	TL	$1,489
AGFM14	R-4	21L-28	21.00 x 28.00	14	TL	$2,028
POWER TORQUE R-1			**Life (hrs) = 5000**			
AGFN1	R-1	6-12	6.00 x 12.00	4	TL	$130

(1) TT = includes tube, TL = no tube, NO = no tube

Appendix F
Tire Description and Tire Cost

EP CODE	INDUSTRY CODE	SIZE DESCRIPTION	SIZE	PLY	TUBE (1)	COST PER EACH
SPECIAL SURE GRIP R-2-0			**Life (hrs) = 5000**			
AGFO2	R-2	14.9-24	14.90 x 24.00	12	TL	$1,479
AGFO11	R-2	18.4-26	18.40 x 26.00	10	TL	$1,828
AGFO8	R-2	18.4-38	18.40 x 38.00	8	TL	$2,080
AGFO12	R-2	VA500/95D32	19.70 x 32.00	6A5/179/	TL	$4,551
AGFO10	R-2	20.8-38	20.80 x 38.00	8	TL	$2,517
AGFO3	R-2	23.1-26	23.10 x 26.00	10	TL	$3,078
AGFO4	R-2	28L-26	28.00 x 26.00	12	TL	$3,808
AGFO6	R-2	30.5L-32	30.50 x 32.00	14	TL	$4,616
SPECIAL SURE GRIP RADIAL R-2-0			**Life (hrs) = 5000**			
AGFP8	R-2	320/90R46	12.60 x 46.00	148A8/B	TL	$2,583
AGFP9	R-2	340/85R46	13.40 x 46.00	140A8/B	TL	$2,506
AGFP6	R-2	520/85R42	20.80 x 42.00	157A8/B	TL	$3,684
SUPER TRACTION RADIAL R-1W			**Life (hrs) = 5000**			
AGFQ3	R-1W	320/85R38	12.60 x 38.00	143A8/8	TL	$2,068
AGFQ9	R-1W	14.9R30	14.90 x 30.00	134A8/B	TL	$2,102
AGFQ20	R-1W	380/85R24	14.96 x 24.00	137A8/B	TL	$2,190
AGFQ14	R-1W	420/85R34	16.54 x 34.00	147A8/B	TL	$2,206
TGFQ15	R-1W	16.9R28	16.90 x 28.00	136A8/B	TL	$1,355
TGFQ7	R-1W	16.9R30	16.90 x 30.00	144A8/B	TL	$1,545
AGFQ10	R-1W	16.9R30	16.90 x 30.00	144A8/B	TL	$1,844
AGFQ11	R-1W	18.4R26	18.40 x 26.00	140A8/B	TL	$2,386
AGFQ12	R-1W	460/85R30	18.40 x 30.00	145A8	TL	$1,747
AGFQ16	R-1W	18.4R38	18.40 x 38.00	146A8/B	TL	$2,271
AGFQ18	R-1W	18.4R42	18.40 x 42.00	148A8/B	TL	$2,794
AGFQ5	R-1W	480/80R46	18.90 x 46.00	158A8/B	TL	$2,886
AGFQ17	R-1W	20.8R38	20.80 x 38.00	153A8	TL	$3,386
AGFQ8	R-1W	28LR26	28.00 x 26.00	169A8/B	TL	$3,596
AGFQ13	R-1W	800/65R32	31.50 x 32.00	172A8/B	TL	$5,032
DURATORQUE R-1			**Life (hrs) = 5000**			
AGFU1	R-1	14.9-28	14.90 x 28.00	6	TT	$860
AGFU2	R-1	16.9-30	16.90 x 30.00	6	TT	$917
AGFU3	R-1	18.4-30	18.40 x 30.00	6	TT	$1,062
AGFU5	R-1	18.4-38	18.40 x 38.00	8	TT	$1,301

(1) TT = includes tube, TL = no tube, NO = no tube

EP CODE	INDUSTRY CODE	SIZE DESCRIPTION	SIZE	PLY	TUBE (1)	COST PER EACH
FARM, TERRA - 20" UP						
SFT105			**Life (hrs) = 5000**			
AHGA2	HF-1	54-31.00-26NHS	31.00 x 26.00	10	TL	$2,441
SOF TRAC			**Life (hrs) = 5000**			
AHGB3	HF-1	38-14.00-20	14.00 x 20.00	4	TL	$628
AHGB2	HF-1	41-14.00-20	14.00 x 20.00	4	TL	$777
AHGB1	HF-1	44-18.00-20	18.00 x 20.00	4	TL	$1,145
SUPER TERRA GRIP			**Life (hrs) = 5000**			
AHGC1	HF-2	38-14.00-20	14.00 x 20.00	8	TL	$1,068
AHGC11	R-1W	1000/50R25	43.00 x 25.00	172A8/B	TL	$7,193
SUPER TERRA GRIP XT			**Life (hrs) = 5000**			
AHGD5	HF-3	48x31.00R20	31.00 x 20.00	150A8/B	TL	$3,040
AHGD7	HF-3	1050/50R32	44.00 x 32.00	178A8	TL	$10,314
TUNDRA GRIP			**Life (hrs) = 5000**			
AHGF1	HF-2	66-43.00-25	43.00 x 25.00	20	TL	$6,600
FARM, SPECIALTY						
SOFTRAC			**Life (hrs) = 5000**			
AJHB1	HF-1	25-8.50-14	8.50 x 14.00	6	TL	$232
AJHB5	HF-1	27-8.50-15	8.50 x 15.00	4	TL	$236
AJHB6	HF-1	27-10.50-15	10.50 x 15.00	4	TL	$271
AJHB4	HF-1	25-10.50-15	10.50 x 15.00	6	TL	$364
AJHB7	HF-1	29-12.50-15	12.50 x 15.00	4	TL	$350
AJHB10	HF-1	31-12.50-15	12.50 x 15.00	4	TL	$386
AJHB11	HF-1	33-12.50-15	12.50 x 15.00	4	TL	$437
AJHB8	HF-1	31-13.50-15	13.50 x 15.00	4	TL	$394
AJHB9	HF-1	31-15.50-15	15.50 x 15.00	4	TL	$402
TJHB2		16X6.50-8 NHS	16.00 x 8.00	8	TL	$125
TJHB3		18X8.50-10 NHS	18.00 x 10.00	4	TL	$156
SUPER TERRA GRIP			**Life (hrs) = 5000**			
AJHC3	HF-2	29-12.50-15	12.50 x 15.00	6	TL	$272
AJHC6	HF-2	31-15.50-15	15.50 x 15.00	8	TL	$537

(1) TT = includes tube, TL = no tube, NO = no tube

Appendix F
Tire Description and Tire Cost

EP CODE	INDUSTRY CODE	SIZE DESCRIPTION	SIZE	PLY	TUBE (1)	COST PER EACH
AJHC7	HF-2	38-20.00-16.1	20.00 x 16.00	8	TL	$1,372
SURE GRIP LUG			**Life (hrs) = 5000**			
AJHD9		27-8.50-15	8.50 x 15.00	6	TL	$263
AJHD1		10-16.5	10.00 x 16.50	8	TL	$358
AJHD10		27-10.50-15	10.50 x 15.00	6	TL	$287
AJHD3		12-16.5	12.00 x 16.50	10	TL	$160
AJHD4		12-16.5	12.00 x 16.50	10	TL	$351
AJHD5	I-3	14-17.5	14.00 x 17.50	14	TL	$410
AJHD6		15-19.5	15.00 x 19.50	12	TL	$693
IT 323			**Life (hrs) = 5000**			
AJHE1		10-16.5	10.00 x 16.50	8	TL	$309
AJHE3		12-16.5	12.00 x 16.50	10	TL	$393
AJHE4		31-15.50-15	15.50 x 15.00	8	TL	$590
POWER RIB			**Life (hrs) = 5000**			
TJHJ2		20X10.00-10	10.00 x 20.00	3*	TL	$137
RALLY			**Life (hrs) = 5000**			
TJHK2		AT18X9.5-8	9.50 x 18.00	3*	TL	$106
TERRA RIB			**Life (hrs) = 5000**			
AJHM2	HF-1	25-7.50-15	7.50 x 15.00	6	TL	$173
AJHM4	HF-1	27-9.50-15	9.50 x 15.00	6	TL	$228
AJHM6	HF-1	31-13.50-15	13.50 x 15.00	8	TL	$504
ATV			**Life (hrs) = 5000**			
TJHN1		AT21X7-10	7.00 x 21.00	3*	TL	$108
TJHN3		AT23X8-11	8.00 x 23.00	6	TL	$121
TJHN5		AT24X9-11	9.00 x 24.00	6	TL	$143
TRACKER ATT			**Life (hrs) = 5000**			
TJHT1		AT24X8-11	8.00 x 24.00	6	TL	$145
TJHT2		AT24X10-11	10.00 x 24.00	6	TL	$151
INDUSTRIAL, MINE SERVICE						
HARD ROCK LUG MINE & INDUSTRIAL			**Life (hrs) = 5000**			
TKJC1		11.00-20 NHS	11.00 x 20.00	18	TT	$864

(1) TT = includes tube, TL = no tube, NO = no tube

EP CODE	INDUSTRY CODE	SIZE DESCRIPTION	SIZE	PLY	TUBE (1)	COST PER EACH
XTRA TRACTION LUG			**Life (hrs) = 5000**			
AKJD2		8.25-15	8.25 x 15.00	24	TT	$937
AKJD7		24x12-12	12.00 x 12.00	24	TL	$601
AKJD6		35X15-15	15.00 x 15.00	28	TL	$1,063
XTRA TRACTION GRIP			**Life (hrs) = 5000**			
AKJE1		32x15-15	15.00 x 15.00	24	TL	$1,490
OFF-THE-ROAD, MED & HEAVY COMMERCIAL, RADIAL						
G-2 GRADER SERVICE - RL2F, SG2B			**Life (hrs) = 3000**			
AMLA1	G2	14.00R24	14.00 x 24.00	X1	TL	$1,603
E-2 HAULAGE SERVICE - RL2F/GP2B RL2+			**Life (hrs) = 3000**			
AMLB1	E/L/G3	17.5R25	17.50 x 25.00	X1	TL	$1,910
AMLB8	L5	18.00R25	18.00 x 25.00	X2	TL	$5,605
AMLB2	E/L/G3	20.5R25	20.50 x 25.00	X1	TL	$2,518
AMLB9	E/L/G3	20.5R25	20.50 x 25.00	X2	TL	$2,695
AMLB15	E4	21.00R35	21.00 x 35.00	X2	TL	$9,344
AMLB3	E/L/G3	22/65R25	23.50 x 25.00	X1	TL	$2,847
AMLB10	E/L/G3	23.5R25	23.50 x 25.00	X2	TL	$3,050
AMLB22	E/L 3	29.5R25	29.50 x 25.00	X2	TL	$5,638
AMLB21	E/L/G 3+T	29.5R29	29.50 x 29.00	X2	TL	$8,335
FMLB23	E3	40.5/75R39	40.50 x 39.00	X2	TL	$18,942
E-3 HAULAGE SERVICE - ROCK DESIGN RL3, RL3J, R			**Life (hrs) = 3200**			
AMLC3	E4	18.00R33	18.00 x 33.00	X3	TL	$7,878
AMLC5	E3+	24.00R35	24.00 x 35.00	X2	TL	$10,389
AMLC6	E3	29.5R29	29.50 x 29.00	X2	TL	$7,962
FMLC8	E3	37.25R35	37.35 x 35.00	X2	TL	$16,070
E-4 RL4J/RL4 & RL4H/RL4 E4			**Life (hrs) = 3200**			
AMLD2	E4	14.00R24	14.00 x 24.00	X3	TL	$2,763
AMLD3	E4	14.00R25	14.00 x 25.00	X3	TL	$2,763
AMLD4	E4	18.00R25	18.00 x 25.00	X2	TL	$4,597
AMLD14	E4	21.00R35	21.00 x 35.00	X2	TL	$10,395
AMLD7	E4	27.00R49	27.00 x 49.00	X2	TL	$16,360
FMLD9	E4	33.00R51	33.00 x 51.00	X2	TL	$28,995

(1) TT = includes tube, TL = no tube, NO = no tube

Appendix F
Tire Description and Tire Cost

EP CODE	INDUSTRY CODE	SIZE DESCRIPTION	SIZE	PLY	TUBE (1)	COST PER EACH
FMLD11	E4	37.00R57	37.00 x 57.00	X2	TL	$40,774
MOBILE CRANE			**Life (hrs) = 3000**			
AMLF1	E/L/G3	445/95R25	17.50 x 25.00	UK	TL	$2,370
AMLF3	E/L/G3	525/80R25 (20.5R25)	20.60 x 25.00	UK	TL	$2,518
SPECIAL SERVICE - AT2A			**Life (hrs) = 3000**			
AMLH1	E/L/G 3	14.00R20	14.00 x 20.00	18	TL	$1,926
AMLH3	E/L/G 3	16.00R20	16.00 x 20.00	24	TL	$2,223
AMLH2	E/L/G3	17.5R25	17.50 x 25.00	X1	TL	$2,174
E-3 ROCK SERVICE SUPER HARD ROCK LUG			**Life (hrs) = 3000**			
AMMF1	L3	26.5-25	26.50 x 25.00	24	TL	$5,169
OFF-THE-ROAD, MED & HEAVY COMMERCIAL, BIAS						
E-1 HRR 1A			**Life (hrs) = 3200**			
ANMB1	E3	14.00-24	14.00 x 24.00	20	TT	$2,206
E-2 TRACTION EARTHMOVER SURE GRIP			**Life (hrs) = 3200**			
ANMC3	E7	18.00-25	18.00 x 25.00	16	TL	$2,315
E-3 ROCK SERVICE HARD ROCK LUG/HRL WC			**Life (hrs) = 3200**			
ANME1	E3	12.00-20	12.00 x 20.00	20	TT	$1,298
ANME2	E3	12.00-24	12.00 x 24.00	16	TT	$1,442
ANME3	E3	14.00-24	14.00 x 24.00	28	TT	$2,169
ANME6	E3	16.00-25	16.00 x 25.00	28	TL	$3,636
E-3 ROCK SERVICE SUPER HARD ROCK LUG			**Life (hrs) = 3000**			
TNMF4	L-5	29.5-25	29.50 x 25.00	28	TL	$9,062
TNMF5	L-4	29.5-29	29.50 x 29.00	28	TL	$7,971
TNMF6	E-3	29.5-29	29.50 x 29.00	34	TL	$6,938
E-3 ROCK SERVICE SHRL8			**Life (hrs) = 3000**			
TNMG8	L-3	29.5-25	29.50 x 25.00	28	TL	$6,489
TNMG9	L-3	29.5-25	29.50 x 25.00	34	TL	$7,074
TNMG7	E-3/L-3	33.25-29	33.25 x 29.00	38	TL	$10,335
TNMG6	E-3	33.25-35	33.25 x 35.00	38	TL	$11,160
ANMG7	E3	37.25-35	37.25 x 35.00	36	TL	$12,993
ANMG9	E3	37.5-39	37.50 x 39.00	44	TL	$10,783

(1) TT = includes tube, TL = no tube, NO = no tube

Appendix F
Tire Description and Tire Cost

EP CODE	INDUSTRY CODE	SIZE DESCRIPTION	SIZE	PLY	TUBE (1)	COST PER EACH
E-3 ROCK SERVICE ELV3A, ELV4B, ELV4/5A			**Life (hrs) = 3200**			
ANMH9	IND 3	18.00-25	18.00 x 25.00	40	TL	$4,455
ANMH4	IND 5S	18.00-25	18.00 x 25.00	40	TL	$5,548
E-3 ROCK SERVICE HRL 3F			**Life (hrs) = 3200**			
ANMJ6	E3	37.25-35	37.25 x 35.00	2X	TL	$16,070
ANMJ5	E3	37.25-35	37.25 x 35.00	2X	TL	$16,070
ANMJ2	E3	37.25-35	37.25 x 35.00	36	TL	$12,993
E-3 ROCK SERVICE WRL 3A			**Life (hrs) = 3200**			
ANML1	E3	14.00-20	14.00 x 20.00	24	TT	$1,910
ANML2	E3	14.00-24	14.00 x 24.00	24	TT	$2,024
E-4 ROCK SERVICE HRL 4B			**Life (hrs) = 3200**			
ANMN1	E4	16.00-25	16.00 x 25.00	28	TL	$4,133
ANMN4	E4	21.00-35	21.00 x 35.00	36	TL	$9,212
ANMN5	E4	24.00-35	24.00 x 35.00	42	TL	$9,584
ANMN9	E4	36.00R51	36.00 x 51.00	2X	TL	$24,019
E-7 FLOTATION TYPE SAND RIB SRB 7A			**Life (hrs) = 3200**			
TNMQ1	E-3	17.5R25	17.50 x 25.00	1*	TL	$1,510
TNMQ2	E-3	20.5R25	20.50 x 25.00	1*	TL	$2,226
TNMQ3	E-3	23.5R25	23.50 x 25.00	1*	TL	$3,180
E-7 FLOTATION TYPE PAVER TIRE			**Life (hrs) = 3200**			
ANMR1	E7	16.00-24	16.00 x 24.00	12	TL	$1,764
G-2 SGG2A			**Life (hrs) = 3000**			
TNMT10	G-2	13.00-24	13.00 x 24.00	12	TL	$736
TNMT6	G-2	14.00-24	14.00 x 24.00	12	TL	$878
TNMT8	G-2	14.00-24	14.00 x 24.00	14	TL	$979
G-2 SGLDL 2A L2			**Life (hrs) = 3000**			
ANMV2	L2/G2	17.5-25	17.50 x 25.00	12	TL	$914
ANMV4	L2/G2	17.5-25	17.50 x 25.00	16	TL	$1,013
ANMV3	L3	17.5-25	17.50 x 25.00	16	TL	$1,231
ANMV5	L2/G2	17.5-25	17.50 x 25.00	20	TL	$1,112

(1) TT = includes tube, TL = no tube, NO = no tube

Appendix F
Tire Description and Tire Cost

EP CODE	INDUSTRY CODE	SIZE DESCRIPTION	SIZE	PLY	TUBE (1)	COST PER EACH
G-2 SGLEL 2A ES/L2/G2			**Life (hrs) = 3000**			
TNMW1	L-2	20.5-25	20.50 x 25.00	12	TL	$1,652
TNMW2	L-2	20.5-25	20.50 x 25.00	16	TL	$1,895
TNMW5	L-2	23.5-25	23.50 x 25.00	16	TL	$2,526
G-3 RKG 3A			**Life (hrs) = 3000**			
TNMX1	G-2	14.00-24	14.00 x 24.00	1*	TL	$1,898
L-3 DOZER/LOADER SERVICE ROCK SERVICE E3/L3			**Life (hrs) = 3000**			
ANNB1	E/G/L3	20.5-25	20.50 x 25.00	20	TL	$1,356
ANNB2	E/G/L3	23.5-25	23.50 x 25.00	16	TL	$4,014
ANNB6	E/L 3	23.5-25	23.50 x 25.00	20	TL	$4,227
ANNB5	E/L 3	23.5-25	23.50 x 25.00	2X	TL	$3,752
L-3 DOZER/LOADER SERVICE ROCK SHRL DL			**Life (hrs) = 3000**			
TNNC3	L-4	29.5-25	29.50 x 25.00	28	TL	$8,051
L-3 DOZER/LOADER SERVICE ROCK HRL DL 3A & 3F			**Life (hrs) = 3000**			
ANND2	L/G3	26.5-25	26.50 x 25.00	20	TL	$6,253
L-4 DOZER/LOADER SERVICE ROCK DEEP TREAD N			**Life (hrs) = 3000**			
TNNG1	L-5	35/65-33	35.00 x 33.00	42	TL	$16,631
L-5 DOZER/LOADER SERVICE ROCK SUPER XTRA T			**Life (hrs) = 3000**			
TNNL2	L-4	35/65-33	35.00 x 33.00	42	TL	$13,938
TNNL4	L-5	41.25/70-39	41.25 x 39.00	42	TL	$27,516
ANNL7	L5	45/65-45	45.00 x 45.00	58	TL	$22,632
L-5 DOZER/LOADER SERVICE SMOOTH SMO SL5B			**Life (hrs) = 3000**			
ANNN3	IND3	18.00-25	18.00 x 25.00	40	TL	$4,426
L-5 DOZER/LOADER SERVICE SMOOTH SUPER XTRA			**Life (hrs) = 3000**			
TNNO1	L-5S	29.5-29	29.50 x 25.00	34	TL	$12,613
INDUSTRIAL, SOLID						
SOLID, HIGH PERFORMANCE, OIL RESISTANT/STATI			**Life (hrs) = 5000**			
IPPO5		10x3x6-1/4 Grip	3.00 x 10.00		NO	$398
IPPO4		10x3-1/2x6	3.50 x 10.00		NO	$430
IPPO18		12x3-1/2x8	3.50 x 12.00		NO	$439

(1) TT = includes tube, TL = no tube, NO = no tube

Appendix F
Tire Description and Tire Cost

EP CODE	INDUSTRY CODE	SIZE DESCRIPTION	SIZE	PLY	TUBE (1)	COST PER EACH
IPPO23		13x3-1/2x8	3.50 x 13.00		NO	$499
IPPO32		15x3-1/2x11-1/4	3.50 x 15.00		NO	$472
IPPO1		8-1/2x4x4	4.00 x 4.00		NO	$537
IPPO10		10x4x6-1/2	4.00 x 10.00		NO	$370
IPPO6		10x4x6-1/4	4.00 x 10.00		NO	$439
IPPO19		12x4x8	4.00 x 12.00		NO	$481
IPPO47		16-1/4x4x11-1/4 Lug	4.00 x 16.25		NO	$593
IPPO30		14x4-1/2x8	4.50 x 14.00		NO	$652
IPPO40		16x4-1/2x10-1/2 Lug	4.50 x 16.00		NO	$708
IPPO2		9-5-5 Grip	5.00 x 9.00		NO	$407
IPPO12		10x5x6-1/2	5.00 x 10.00		NO	$391
IPPO7		10x5x6-1/4	5.00 x 10.00		NO	$438
IPPO13		10-1/2x5x5	5.00 x 10.50		NO	$638
IPPO31		14x5x10	5.00 x 14.00		NO	$598
IPPO33		15x5x11-1/4	5.00 x 15.00		NO	$576
IPPO38		15-1/2x5x10	5.00 x 15.50		NO	$670
IPPO41		16x5x10-1/2	5.00 x 16.00		NO	$740
IPPO48		16-1/4x5x11-1/4	5.00 x 16.25		NO	$639
IPPO53		17x5x12-1/8	5.00 x 17.00		NO	$729
IPPO63		18x5x14	5.00 x 18.00		NO	$651
IPPO58		18x5x12-1/8	5.00 x 18.00		NO	$774
IPPO68		20x5x16	5.00 x 20.00		NO	$867
IPPO73		21x5x15	5.00 x 21.00		NO	$901
IPPO79		22x5x16	5.00 x 22.00		NO	$962
IPPO8		10x6x6-1/4	6.00 x 10.00		NO	$528
IPPO14		10-1/2x6x5	6.00 x 10.50		NO	$664
IPPO34		15x6x11-1/4	6.00 x 15.00		NO	$612
IPPO42		16x6x10-1/2	6.00 x 16.00		NO	$830
IPPO49		16-1/4x6x11-1/4	6.00 x 16.25		NO	$754
IPPO59		18x6x12-1/8	6.00 x 18.00		NO	$871
IPPO69		20x6x16	6.00 x 20.00		NO	$922
IPPO74		21x6x15	6.00 x 21.00		NO	$1,127
IPPO80		22x6x16	6.00 x 22.00		NO	$1,137
CPPO1		10x4x6-1/2	6.50 x 10.00		NO	$82
IPPO22		12-6-1/2x8	6.50 x 12.00		NO	$665
IPPO9		10x7x6-1/4	7.00 x 10.00		NO	$615

(1) TT = includes tube, TL = no tube, NO = no tube

Appendix F
Tire Description and Tire Cost

EP CODE	INDUSTRY CODE	SIZE DESCRIPTION	SIZE	PLY	TUBE (1)	COST PER EACH
IPPO35		15x7x11-1/4	7.00 x 15.00		NO	$762
IPPO43		16x7x10-1/2	7.00 x 16.00		NO	$952
IPPO50		16-1/4x7x11-1/4	7.00 x 16.25		NO	$939
IPPO60		18x7x12-1/8	7.00 x 18.00		NO	$908
IPPO70		20x7x16	7.00 x 20.00		NO	$1,115
IPPO75		21x7x15	7.00 x 21.00		NO	$1,157
IPPO81		22x7x16	7.00 x 22.00		NO	$1,365
IPPO94		26x7x20	7.00 x 26.00		NO	$1,706
IPPO36		15x8x11-1/4	8.00 x 15.00		NO	$912
IPPO61		18x8x12-1/8	8.00 x 18.00		NO	$1,066
IPPO66		18x8x14	8.00 x 18.00		NO	$1,111
IPPO71		20x8x16	8.00 x 20.00		NO	$1,191
IPPO76		21x8x15	8.00 x 21.00		NO	$1,410
IPPO82		22x8x16	8.00 x 22.00		NO	$1,472
IPPO37		15x9x11-1/4	9.00 x 15.00		NO	$1,213
IPPO67		18x9x14	9.00 x 18.00		NO	$1,173
IPPO62		18x9x12-1/8	9.00 x 18.00		NO	$1,261
IPPO72		20x9x16	9.00 x 20.00		NO	$1,616
IPPO77		21x9x15	9.00 x 21.00		NO	$1,686
IPPO83		22x9x16	9.00 x 22.00		NO	$1,673
IPPO16		22x9x16	9.00 x 22.00		NO	$1,673
IPPO92		22x10x17-3/4	10.00 x 22.00		NO	$2,023
IPPO84		22x10x16	10.00 x 22.00		NO	$2,262
IPPO95		28x10x22	10.00 x 28.00		NO	$2,718
IPPO78		21x12x15	12.00 x 21.00		NO	$2,710
IPPO86		22x12x16	12.00 x 22.00		NO	$2,385
IPPO96		28x12x22	12.00 x 28.00		NO	$3,535
IPPO87		22x14x16	14.00 x 22.00		NO	$2,657
IPPO93		22x14x17-3/4	14.00 x 22.00		NO	$3,072
IPPO88		22x16x16	16.00 x 22.00		NO	$2,929
IPPO98		28x16x22	16.00 x 28.00		NO	$5,033
CONVEYOR/LOADER BELTING						
CONVEYOR BELTING (GOODYEAR EP)			**Life (hrs) = 5000**			
AZZA1		Conveyor Belting	24.00 x 50.00	2	NO	$2,518
AZZA2		Conveyor Belting	24.00 x 60.00	2	NO	$2,984

(1) TT = includes tube, TL = no tube, NO = no tube

Appendix F
Tire Description and Tire Cost

EP CODE	INDUSTRY CODE	SIZE DESCRIPTION	SIZE	PLY	TUBE (1)	COST PER EACH
AZZA3		Conveyor Belting	24.00 x 70.00	2	NO	$3,450
AZZA4		Conveyor Belting	24.00 x 80.00	2	NO	$3,917
AZZA5		Conveyor Belting	24.00 x 90.00	2	NO	$4,383
AZZA6		Conveyor Belting	24.00 x 100.00	2	NO	$4,850
AZZA7		Conveyor Belting	24.00 x 110.00	2	NO	$5,316
AZZA8		Conveyor Belting	24.00 x 120.00	2	NO	$5,782
AZZA9		Conveyor Belting	24.00 x 130.00	2	NO	$6,249
AZZA10		Conveyor Belting	24.00 x 140.00	2	NO	$6,715
AZZA11		Conveyor Belting	24.00 x 150.00	2	NO	$7,181
AZZA12		Conveyor Belting	30.00 x 50.00	2	NO	$2,518
AZZA13		Conveyor Belting	30.00 x 60.00	2	NO	$2,984
AZZA14		Conveyor Belting	30.00 x 70.00	2	NO	$3,450
AZZA15		Conveyor Belting	30.00 x 80.00	2	NO	$3,917
AZZA16		Conveyor Belting	30.00 x 90.00	2	NO	$4,383
AZZA17		Conveyor Belting	30.00 x 100.00	2	NO	$4,850
AZZA18		Conveyor Belting	30.00 x 110.00	2	NO	$5,316
AZZA19		Conveyor Belting	30.00 x 120.00	2	NO	$5,782
AZZA20		Conveyor Belting	30.00 x 130.00	2	NO	$6,249
AZZA21		Conveyor Belting	30.00 x 140.00	2	NO	$6,715
AZZA22		Conveyor Belting	30.00 x 150.00	2	NO	$7,181
AZZA23		Conveyor Belting	36.00 x 50.00	2	NO	$2,518
AZZA24		Conveyor Belting	36.00 x 60.00	2	NO	$2,984
AZZA25		Conveyor Belting	36.00 x 70.00	2	NO	$3,450
AZZA26		Conveyor Belting	36.00 x 80.00	2	NO	$3,917
AZZA27		Conveyor Belting	36.00 x 90.00	2	NO	$4,383
AZZA28		Conveyor Belting	36.00 x 100.00	2	NO	$4,850
AZZA29		Conveyor Belting	36.00 x 110.00	2	NO	$5,316
AZZA30		Conveyor Belting	36.00 x 120.00	2	NO	$5,782
AZZA31		Conveyor Belting	36.00 x 130.00	2	NO	$6,249
AZZA32		Conveyor Belting	36.00 x 140.00	2	NO	$6,715
AZZA33		Conveyor Belting	36.00 x 150.00	2	NO	$7,181
AZZA34		Conveyor Belting	42.00 x 50.00	2	NO	$2,494
AZZA35		Conveyor Belting	42.00 x 60.00	2	NO	$2,956
AZZA36		Conveyor Belting	42.00 x 70.00	2	NO	$3,418
AZZA37		Conveyor Belting	42.00 x 80.00	2	NO	$3,880
AZZA38		Conveyor Belting	42.00 x 90.00	2	NO	$4,341

(1) TT = includes tube, TL = no tube, NO = no tube

Appendix F
Tire Description and Tire Cost

EP CODE	INDUSTRY CODE	SIZE DESCRIPTION	SIZE	PLY	TUBE (1)	COST PER EACH
AZZA39		Conveyor Belting	42.00 x 100.00	2	NO	$4,803
AZZA40		Conveyor Belting	42.00 x 110.00	2	NO	$5,265
AZZA41		Conveyor Belting	42.00 x 120.00	2	NO	$5,726
AZZA42		Conveyor Belting	42.00 x 130.00	2	NO	$6,188
AZZA43		Conveyor Belting	42.00 x 140.00	2	NO	$6,650
AZZA44		Conveyor Belting	42.00 x 150.00	2	NO	$7,112
AZZA45		Conveyor Belting	48.00 x 50.00	3	NO	$2,825
AZZA46		Conveyor Belting	48.00 x 60.00	3	NO	$3,353
AZZA47		Conveyor Belting	48.00 x 70.00	3	NO	$3,881
AZZA48		Conveyor Belting	48.00 x 80.00	3	NO	$4,409
AZZA49		Conveyor Belting	48.00 x 90.00	3	NO	$4,937
AZZA50		Conveyor Belting	48.00 x 100.00	3	NO	$5,465
AZZA51		Conveyor Belting	48.00 x 110.00	3	NO	$5,993
AZZA52		Conveyor Belting	48.00 x 120.00	3	NO	$6,521
AZZA53		Conveyor Belting	48.00 x 130.00	3	NO	$7,048
AZZA54		Conveyor Belting	48.00 x 140.00	3	NO	$7,576
AZZA55		Conveyor Belting	48.00 x 150.00	3	NO	$8,104
AZZA56		Conveyor Belting	60.00 x 50.00	4	NO	$3,527
AZZA57		Conveyor Belting	60.00 x 60.00	4	NO	$4,195
AZZA58		Conveyor Belting	60.00 x 70.00	4	NO	$4,865
AZZA59		Conveyor Belting	60.00 x 80.00	4	NO	$5,533
AZZA60		Conveyor Belting	60.00 x 90.00	4	NO	$6,201
AZZA61		Conveyor Belting	60.00 x 100.00	4	NO	$6,869
AZZA62		Conveyor Belting	60.00 x 110.00	4	NO	$7,538
AZZA63		Conveyor Belting	60.00 x 120.00	4	NO	$8,206
AZZA64		Conveyor Belting	60.00 x 130.00	4	NO	$8,874
AZZA65		Conveyor Belting	60.00 x 140.00	4	NO	$9,542
AZZA66		Conveyor Belting	60.00 x 150.00	4	NO	$10,211

(1) TT = includes tube, TL = no tube, NO = no tube

LEFT BLANK INTENTIONALLY

Appendix G
Tire Life and Tire Wear Factors

SECTION I. TIRE WEAR FACTORS

The tire wear factors used in this pamphlet are listed in appendix D. The "useful life" of a new tire is the product of Condition Factors (CF) from I through V, the Wheel Position Factor (WPF), the Grade Factor (GF) (for Drive Tires only) and the Miscellaneous Condition (MC). These factors provide a percentage reduction to the maximum tire life. See chapter 2 for tire cost methodology.

Condition Factors, Wheel Position Factors, Grade Factor, and Miscellaneous Condition are derived from the Caterpillar Performance Handbook.

The factors shown below are examples specifically for a bottom dump wagon.

	Condition Factors (CF):		**Average**	**Severe**
I.	Maintenance		0.981	0.763
II.	Speed		0.872	0.763
III.	Surface Condition		0.981	0.763
IV.	Loads		0.981	0.709
V.	Curves		0.981	0.872
CF	**Product of the factors (I x II x III x IV x V)**		**0.808**	**0.275**
VI.	**Wheel Position Factors (WPF):**			
	WPF-FT	Front Tire (FT)	0.981	0.981
	WPF-DTR	Drive Tire (DT) - Bottom Dump	0.872	0.872
	WPF-TT	Trailing Tire (TT)	1.090	1.090
VII.	**Grade Factor (GF) (Drive Tires Only)**		0.981	0.872
VIII.	**Miscellaneous Condition (MC)**		0.981	0.981

SECTION I. TIRE WEAR FACTORS (Continued)

Example: Final Tire Wear Factors for Wagon, Rear Dump
(See appendix D, category W15)

	Average	Severe
Front Tire-Average = (CF = 0.808)(WPF-FT = 0.981)(MC = 0.981)	0.78	
Front Tire-Severe = (CF = 0.275)(WPF-FT = 0.981)(MC = 0.981)		0.26
Drive Tire-Average = (CF = 0.808)(WPF-DTR = 0.872)(GF = 0.981)(MC = 0.981)	0.68	
Drive Tire-Severe = (CF = 0.275)(WPF-DTR = 0.872)(GF = 0.872)(MC = 0.981)		0.20
Trailing Tire-Average = (CF = 0.808)(WPF-TT = 1.090)(MC = 0.981)	0.86	
Trailing Tire-Severe = (CF = 0.275)(WPF-TT = 1.090)(MC = 0.981)		0.29

SECTION II. MAXIMUM TIRE LIFE

Maximum tire life is used in the formula to determine tire wear cost. It is located in appendix F and categorized by tire type.

Appendix H
Manufacturer List

CODE	MANUFACTURER
AB	- ALLMAND BROS.
AD	- ACKER DRILL COMPANY INC.
AF	- AIRPLACO EQUIPMENT CO., INC.
AG	- ARROW-MASTER, INC.
AJ	- ALLEN ENGINEERING CORP.
AO	- ALKOTA CLEANING SYSTEMS, INC.
AP	- AMERICAN PILEDRIVING EQUIPMENT, INC.
AU	- ALLIED CONSTRUCTION PRODUCTS
AV	- AMCO VEBA
AX	- AMERICAN COMPACTION EQUIPMENT, INC.
B1	- BLAST ONE
BC	- NORTH STAR ENGINEERED PRODUCTS, INC.
BD	- BRODERSON MANUFACTURING CORPORATION
BI	- BOR-IT MANUFACTURING COMPANY INC.
BL	- BLASTRAC
BM	- BROCE MANUFACTURING COMPANY
BN	- BANDIT INDUSTRIES, INC.
BO	- BOMAG
BU	- BUSH HOG
BW	- BOWIE INDUSTRIES, INC.
C6	- CANCADE
CA	- CATERPILLAR INC. (MACHINE DIVISION)
CC	- CEMEN TECH
CG	- CHEMGROUT, INC.
CJ	- COLD JET
CK	- CHICAGO PNEUMATIC TOOL CO.
CL	- CON-E-CO
CM	- CLEMCO INDUSTRIES CORPORATION

Appendix H
Manufacturer List

CODE	MANUFACTURER
CO	- WASTE CONTROL SYSTEMS, INC.
CR	- CAMLEVER
CS	- CASE CORPORATION
CU	- WASTEQUIP CUSCO INDUSTRIES
DA	- ELCO
DC	- DURCO FILTERS
DL	- BAUER-PILECO, INC.
DN	- DYNATECH
DP	- DOOSAN PORTABLE POWER
DT	- SANDVIK [DRILLTECH]
DW	- DITCH WITCH (THE CHARLES MACHINE WORKS)
DX	- DYMAX
EA	- EAGER BEAVER
EC	- ELGIN SWEEPER
ED	- EQUIPMENT DEVELOPMENT CO., INC. (EDCO)
EM	- EXCEL MACHINERY LTD.
EN	- EQUIPMENT NORTH
EP	- ENVIRO PAK
EV	- EVOQUA
EZ	- E-Z DRILL, INC.
FG	- FINN CORPORATION
FU	- FURUKAWA CO.,LTD.
G1	- GRACO, INC.
GA	- GRADALL COMPANY
GB	- GAR-BRO MANUFACTURING COMPANY
GC	- GEHL COMPANY
GF	- GRIFFIN DEWATERING CORP.
GL	- GARLOCK EQUIPMENT CO.

Appendix H
Manufacturer List

CODE	MANUFACTURER
GM	- GENERAL MOTORS
GO	- GOMACO CORPORATION
GR	- GORMAN-RUPP COMPANY
GV	- GROVE CRANES (MANITOWOC)
HB	- HAWCO (ANVIL ATTACHMENTS)
HD	- HYDRAULIC POWER SYSTEMS, INC.
HE	- HENDRIX MANUFACTURING COMPANY, INC.
HI	- HITACHI CONSTRUCTION MACHINERY
HJ	- HOLMES
HO	- RIVERSIDE PUMP MANUFACTURING
HV	- HUSQVARNA FOREST & GARDEN CO.
I2	- INLINE FILLING SYSTEMS
IC	- INTERNATIONAL CONSTRUCTION EQUIPMENT,INC
ID	- IRON DIRECT
IR	- INGERSOLL RAND CO.
JC	- JCB INC.
JD	- JOHN DEERE
JE	- JCL EQUIPMENT CO.
JP	- J-PYOTT
JU	- ATI-BELL
KC	- KOBELCO AMERICA INC.
KF	- KNAPHEIDE MANUFACTURING CO.
KI	- KLEIN PRODUCTS, INC.
KJ	- KPI-JCI
KM	- KOMATSU AMERICA INTERNATIONAL COMPANY
KZ	- KEIZER TECHNOLOGIES AMERICAS, INC
LB	- LINK-BELT CONSTRUCTION EQUIPMENT CO.
LC	- LINCOLN ELECTRIC COMPANY

CODE	MANUFACTURER
LD	- LEE-BOY
LH	- LIEBHERR CONSTRUCTION EQUIPMENT CO.
LS	- LAYMOR SWEEPERS
LU	- LABOUNTY MANUFACTURING,
M5	- MUNSON WORKBOATS
MA	- MANITOWOC ENGINEERING CO.
MB	- M-B COMPANIES, INC.
ME	- MELROE BOBCAT
MJ	- MILLER CURBER
MK	- MKT MANUFACTURING, INC.
MN	- GRANUTE-SATURN SYSTEMS(MAC CORPORATION)
MP	- MIDLAND MACHINERY CO
MQ	- MORBARK, INC.
MR	- MOBILE DRILL
MU	- MULTIQUIP, INC.
MW	- M-B-W, INC.
MX	- MANITEX
MZ	- MARINE INLAND FABRICATORS
NL	- NLB CORPORATION
NP	- NPK CONSTRUCTION EQUIPMENT
OE	- OLIN PUMP
OX	- OX BODIES
PA	- PALFINGER INC.
PU	- PUTZMEISTER INC.
PV	- PAVEMENT TECHNOLOGIES INETERNATIONAL
PZ	- PORT INDUSTRIES
RA	- METSO MINERALS
RC	- JOHNSON-ROSS (TEREX ROADBUILDING)

Appendix H
Manufacturer List

CODE	MANUFACTURER
RI	- REYNOLDS INTERNATIONAL, L.P.
RL	- REICHDRILL
RM	- ROME PLOW CO.
RQ	- REED MANUFACTURING
RS	- ROSCO, A LeeBoy COMPANY
RT	- ROADTEC
RZ	- ROCKLAND MANUFACTURING COMPANY
S2	- SCHRAMM, INC
S4	- SUPERIOR INDUSTRIES, AN ASTEC COMPANY
S5	- SOMAT WASTE REDUCTION TECHNOLOGY
S7	- STIHL
SC	- SCHWING AMERICA INC.
SE	- SEALMASTER, INC.
SH	- SHRED-TECH LIMITED
SN	- STEPHENS MANUFACTURING CO., INC.
SR	- SULLAIR CORPORATION
SV	- SOMERO ENTERPRISES, INC.
TB	- TERRAMITE CONSTRUCTION EQUIPMENT
TD	- TADANO MANTIS
TE	- TEREX CORPORATION
TH	- TEEMARK CORPORATION
TM	- TESMEC USA, INC.
TO	- TORO
TS	- TELSMITH INC.
TT	- TRAIL KING INDUSTRIES, INC.
VE	- VERMEER MANUFACTURING CO.
VO	- VOLVO CONSTRUCTION EQUIPMENT GROUP
VU	- VULCAN HAMMER

Appendix H
Manufacturer List

CODE	MANUFACTURER
WA	- WAUSAU
WC	- WACKER CORPORATION
WG	- ATLAS COPCO WAGNER
WI	- WILLMAR EQUIPMENT COMPANY
WR	- WEILER
WV	- WRT EQUIPMENT
XX	- NO SPECIFIC MANUFACTURER
YB	- ADVANCED ENVIRONMENTAL SOLUTIONS
ZZ	- GENERIC EQUIPMENT

Appendix I
Federal Cost-of-Money Rate
(Renegotiation or Prompt Payment Rate)

EFFECTIVE MONTHS	EFFECTIVE DATE	RATE
JULY - DECEMBER	7/1/2003	3.125%
JANUARY - JUNE	1/1/2004	4.000%
JULY - DECEMBER	7/1/2004	4.500%
JANUARY - JUNE	1/1/2005	4.250%
JULY - DECEMBER	7/1/2005	4.500%
JANUARY - JUNE	1/1/2006	5.125%
JULY - DECEMBER	7/1/2006	5.750%
JANUARY - JUNE	1/1/2007	5.250%
JULY - DECEMBER	7/1/2007	5.750%
JANUARY - JUNE	1/1/2008	4.750%
JULY - DECEMBER	7/1/2008	5.125%
JANUARY - JUNE	1/1/2009	5.625%
JULY - DECEMBER	7/1/2009	4.875%
JANUARY - JUNE	1/1/2010	3.250%
JULY - DECEMBER	7/1/2010	3.125%
JANUARY - JUNE	1/1/2011	2.625%
JULY - DECEMBER	7/1/2011	2.500%
JANUARY - JUNE	1/1/2012	2.000%
JULY - DECEMBER	7/1/2012	1.750%
JANUARY - JUNE	1/1/2013	1.375%
JULY - DECEMBER	7/1/2013	1.750%
JANUARY - JUNE	1/1/2014	2.125%
JULY - DECEMBER	7/1/2014	2.000%
JANUARY - JUNE	1/1/2015	2.125%
JULY - DECEMBER	7/1/2015	2.375%
JANUARY - JUNE	1/1/2016	2.500%
JULY - DECEMBER	7/1/2016	1.875%
JANUARY - JUNE	1/1/2017	2.500%
JULY - DECEMBER	7/1/2017	2.375%
JANUARY - JUNE	1/1/2018	2.625%
JULY - DECEMBER	7/1/2018	3.500%

LEFT BLANK INTENTIONALLY

Appendix J
Equipment Accessories

The following accessories are listed by category (CAT), subcategory (SUB), and description (including features required for safety). The accessories have been included with the major equipment listed in this pamphlet when they are not included with the basic cost and are offered by the manufacturer.

CAT SUB	DESCRIPTION
C85.10	**CRANES, DRAGLINE AND CLAMSHELL, CRAWLER MOUNTED**
	Power load lowering
	Independent swing and travel
	Third drum
	Torque converter [machines 1 1/2 cubic yard (cy) or larger]
	Approximately one-half maximum boom length
	Counterweight (standard)
	Fire extinguisher 5-B:C
	Swing and reverse signal (backup) alarm
	Boom angle indicator and a load-indicating device
	Drum rotation indicators
	Anti-two block (upper limit) devices
	Manufacturers' mandatory accessories
C85.20	**CRANES, LIFTING, CRAWLER MOUNTED**
	Power load lowering
	Independent swing and travel
	Third drum
	Torque converter (machines 25 tons or larger)
	One-half maximum boom length (machines less than 60 tons)
	Maximum boom length at 360 degree rating (machines larger than 60 tons)
	Counterweight (standard)
	Fire extinguisher 5-B:C
	Swing and reverse signal (backup) alarm
	Boom angle indicator and a load-indicating device
	Drum rotation indicators
	Anti-two-block (upper limit) devices
	Manufacturers' mandatory accessories
	Hook block on machines larger than 100 tons

CAT SUB	DESCRIPTION
C90.01	**TRUCK CRANES - LESS THAN 25 TONS**
	Power load lowering
	Third drum
	Mechanical outriggers with screw jacks
	Maximum boom length at 360 degrees rating
	Counterweight (standard)
	Fire extinguisher 5-B:C
	Swing and reverse signal (backup) alarm
	Boom angle indicator and a load-indicating device
	Drum rotation indicators
	Anti-two-block (upper limit) devices
	Manufacturers' mandatory accessories
C90.02	**TRUCK CRANE - 25 TONS AND LARGER**
C90.03	Power load lowering
C90.04	Third drum
	Hydraulic outriggers with screw jacks
	Torque converter when available (upper only)
	Maximum boom length at 360 degrees rating
	Counterweight (standard)
	Fire extinguisher 5-B:C
	Reverse signal (backup) alarm
	Boom angle indicator and a load-indicating device
	Drum rotation indicators
	Anti-two-block (upper limit) devices
	Hook block on machines larger than 100 tons
G15	**GRADER**
	Rollover protective structures (ROPS) with enclosed cab
	Ripper/scarifier, rear mounted
	Front wheel lean
	Power circle
	Hydraulic shift and tilt moldboard
	End bits
	Standard work lights
	Fire extinguisher 5-B:C
	Reverse signal (backup) alarm

CAT SUB	DESCRIPTION
H25	**EXCAVATORS, HYDRAULIC**
H30	Backhoe bucket (standard)
	Backhoe stick (medium length)
	Backhoe boom (one piece)
	Backhoe bucket linkage (with cylinder)
	Guards
	Counterweight
	Standard work lights
	Reverse signal (backup) alarm
	ROPS
	Fire extinguisher 5-B:C
H35	**HYDRAULIC SHOVELS - CRAWLER MOUNTED**
	Torque converter (machines 1 1/2 cy or larger)
	Counterweight
	Reverse signal (backup) alarm
	ROPS
	Fire extinguisher 5-B:C
L30	**LOADERS, BELT (CONVEYOR BELTS)**
	Power unit
	Head pulley clutch and backstop
	Belt cleaner and belt installing equipment
	King pin attachments
L35	**LOADERS, 1 1/2 CY AND LARGER**
L40	Blower fan
	Guard, power train
	Automatic bucket positioner
	Standard counterweight
	Machines less than 7 cy: General purpose or excavating bucket with bolt on cutting edge and no teeth
	Machines 7 cy or larger: Rock bucket with bolt on cutting edge and teeth
	Standard work lights
	Reverse signal (backup) alarm
	ROPS
	Fire extinguisher 5-B:C

CAT SUB	DESCRIPTION
S10	**SCRAPERS**
S15	Control single lever
S20	Blower fan
	Standard work light
	Guards, power train
	Reverse signal (backup) alarm
	ROPS
	Fire extinguisher 5-B:C
	Supplemental steering
T15	**TRACTOR, CRAWLER**
	Hydraulic controls for ripper and blade
	Guards
	Blower fan
	Standard work lights
	Hook, front pull
	Track grousers (severe service for units over 200 hp)
	Counterweights where required
	Reverse signal (backup) alarm
	ROPS
	Universal blade
T20	**TRACTOR, WHEEL**
	Hydraulic controls for ripper and blade
	Guards
	Blower fan
	Standard work lights
	Blade
	Fire extinguisher 5-B:C
	Counterweights when required
T25	**TRACTOR, AGRICULTURAL**
	Independent power take off (PTO)
	Standard work lights
	Fire extinguisher 5-B:C
	Counterweights when required
	3-point hitch
	ROPS
	Hydraulic system with controls

CAT SUB	DESCRIPTION
T55	**TRUCKS, OFF-HIGHWAY** No spin differential Tachograph Engine and transmission guards Body liners

LEFT BLANK INTENTIONALLY

Appendix K

Ground-Engaging Component Costs Included in Repairs (RCF)

CATEGORY	SUB	DESCRIPTION	EK	C	DC	LIFE	SLV		Blade Cutting Edges, Wear Plates, Hard Facing, and End Plates		Bucket Teeth, Cutting Edges, Side Cutters, and Wear Plates	Ripper Tips and Shank Protection	Equipment-Specific Wear Items	RCF
B15	**0.00**	BROOMS, STREET SWEEPERS & FLUSHERS	95	A	B	8,000	0.10		☐		☐	☐	☑	0.80
B25	**0.00**	BUCKETS, CLAMSHELL	15	A	B	8,000	0.10		☐		☑	☐	☐	0.70
B25	**0.00**	BUCKETS, CLAMSHELL	15	S	B	6,500	0.10		☐		☑	☐	☐	0.80
B35	**0.00**	BUCKETS, DRAGLINE	1						☐		☑	☐	☐	
B35	0.10	LIGHT WEIGHT	15	A	B	8,000	0.10		☐		☑	☐	☐	0.70
B35	0.10	LIGHT WEIGHT	15	S	B	6,500	0.10		☐		☑	☐	☐	0.80
B35	0.20	MEDIUM WEIGHT	15	A	B	9,000	0.10		☐		☑	☐	☐	0.70
B35	0.20	MEDIUM WEIGHT	15	S	B	7,000	0.10		☐		☑	☐	☐	0.80
B35	0.30	HEAVY WEIGHT	15	A	B	10,000	0.10		☐		☑	☐	☐	0.70
B35	0.30	HEAVY WEIGHT	15	S	B	8,000	0.10		☐		☑	☐	☐	0.80
G15	**0.00**	GRADERS, MOTOR	35	A	B	14,500	0.25		☑		☐	☑	☐	0.75
G15	**0.00**	GRADERS, MOTOR	35	S	B	13,500	0.25		☑		☐	☑	☐	0.85
H25	**0.00**	HYDRAULIC EXCAVATORS, CRAWLER MOUNTED	1						☐		☑	☐	☐	
H25	0.10	0 LBS THRU 12,500 LBS	65	A	B	8,000	0.25		☐		☑	☐	☐	0.70
H25	0.10	0 LBS THRU 12,500 LBS	65	S	B	7,000	0.25		☐		☑	☐	☐	0.80
H25	0.11	OVER 12,500 LBS THRU 40,000 LBS	65	A	B	8,500	0.25		☐		☑	☐	☐	0.70
H25	0.11	OVER 12,500 LBS THRU 40,000 LBS	65	S	B	7,000	0.25		☐		☑	☐	☐	0.85
H25	0.12	OVER 40,000 LBS THRU 100,000 LBS	65	A	B	12,000	0.25		☐		☑	☐	☐	0.80

EK = Economic Key (appendix E) **C = Operating Conditions (A = average, S = severe)** **DC = Discount Code (B = basic 7.5%, S = special 15%)**
LIFE = Economic Life **SLV = Salvage Value** **RCF = Repair Cost Factor**

Ground-Engaging Components (GEC) are defined as those wear items on the machine that come in direct contact with in situ ground to perform the machine's primary function. For machines with blades, GEC can include: cutting edges, wear plates, hard facing, and end plates. For machines with buckets, GEC can include: bucket teeth, cutting edges, side cutters, and wear plates. For machines with rippers, GEC can include: tips and shank protectors. Equipment-specific wear items include those items of wear that are specific to that equipment. Not included in the Repairs and must be added as needed are: drill/bits, drill/steel, roadheader/rock breaking bits, air tools/breaker points/jackhammer points, concrete coring drill bits, and other wear items that are not shown here.

Appendix K

Ground-Engaging Component Costs Included in Repairs (RCF)

CATEGORY	SUB	DESCRIPTION	EK	C	DC	LIFE	SLV		Blade Cutting Edges, Wear Plates, Hard Facing, and End Plates		Bucket Teeth, Cutting Edges, Side Cutters, and Wear Plates	Ripper Tips and Shank Protection	Equipment-Specific Wear Items	RCF
H25	0.12	OVER 40,000 LBS THRU 100,000 LBS	65	S	B	10,000	0.25		☐		☑	☐	☐	0.95
H25	0.13	OVER 100,000 LBS THRU 160,000 LBS	65	A	B	16,000	0.25		☐		☑	☐	☐	1.00
H25	0.13	OVER 100,000 LBS THRU 160,000 LBS	65	S	B	13,500	0.25		☐		☑	☐	☐	1.10
H25	0.14	OVER 160,000 LBS	65	A	B	19,000	0.25		☐		☑	☐	☐	1.10
H25	0.14	OVER 160,000 LBS	65	S	B	15,000	0.25		☐		☑	☐	☐	1.25
H30	**0.00**	HYDRAULIC EXCAVATORS, WHEEL MOUNTED	1						☐		☑	☐	☐	
H30	0.01	0 THRU 1.0 CY	65	A	B	8,000	0.25		☐		☑	☐	☐	0.50
H30	0.01	0 THRU 1.0 CY	65	S	B	6,500	0.25		☐		☑	☐	☐	0.55
H30	0.02	OVER 1 0 CY	65	A	B	10,000	0.25		☐		☑	☐	☐	0.60
H30	0.02	OVER 1 0 CY	65	S	B	8,000	0.25		☐		☑	☐	☐	0.65
H35	**0.00**	HYDRAULIC SHOVELS, CRAWLER MOUNTED	1						☐		☑	☐	☐	
H35	0.11	DIESEL, 0 CY THRU 5 0 CY	65	A	B	14,000	0.20		☐		☑	☐	☐	1.00
H35	0.11	DIESEL, 0 CY THRU 5 0 CY	65	S	B	12,000	0.20		☐		☑	☐	☐	1.10
H35	0.12	DIESEL, OVER 5.0 CY	65	A	B	16,000	0.20		☐		☑	☐	☐	1.20
H35	0.12	DIESEL, OVER 5.0 CY	65	S	B	14,000	0.20		☐		☑	☐	☐	1.30
H35	0.21	ELECTRIC, OVER 2.5 CY	65	A	B	18,000	0.20		☐		☑	☐	☐	0.80
H35	0.21	ELECTRIC, OVER 2.5 CY	65	S	B	16,000	0.20		☐		☑	☐	☐	0.90
L35	**0.00**	LOADERS, FRONT END, CRAWLER TYPE	40	A	B	10,000	0.20		☐		☑	☐	☐	1.10

EK = Economic Key (appendix E) **C = Operating Conditions (A = average, S = severe)** **DC = Discount Code (B = basic 7.5%, S = special 15%)**
LIFE = Economic Life **SLV = Salvage Value** **RCF = Repair Cost Factor**

Ground-Engaging Components (GEC) are defined as those wear items on the machine that come in direct contact with in situ ground to perform the machine's primary function. For machines with blades, GEC can include: cutting edges, wear plates, hard facing, and end plates. For machines with buckets, GEC can include: bucket teeth, cutting edges, side cutters, and wear plates. For machines with rippers, GEC can include: tips and shank protectors. Equipment-specific wear items include those items of wear that are specific to that equipment. Not included in the Repairs and must be added as needed are: drill/bits, drill/steel, roadheader/rock breaking bits, air tools/breaker points/jackhammer points, concrete coring drill bits, and other wear items that are not shown here.

Appendix K

Ground-Engaging Component Costs Included in Repairs (RCF)

CATEGORY	SUB	DESCRIPTION	EK	C	DC	LIFE	SLV		Blade Cutting Edges, Wear Plates, Hard Facing, and End Plates		Bucket Teeth, Cutting Edges, Side Cutters, and Wear Plates	Ripper Tips and Shank Protection	Equipment-Specific Wear Items	RCF
L35	**0.00**	LOADERS, FRONT END, CRAWLER TYPE	40	S	B	8,000	0.20		☐		☑	☐	☐	1.25
L40	**0.00**	LOADERS, FRONT END, WHEEL TYPE	1						☐		☑	☐	☐	
L40	0.11	ARTICULATED, 0 THRU 225 HP	45	A	B	9,250	0.25		☐		☑	☐	☐	0.70
L40	0.11	ARTICULATED, 0 THRU 225 HP	45	S	B	8,750	0.25		☐		☑	☐	☐	0.80
L40	0.12	ARTICULATED, OVER 225 HP	45	A	B	13,500	0.20		☐		☑	☐	☐	0.70
L40	0.12	ARTICULATED, OVER 225 HP	45	S	B	12,000	0.20		☐		☑	☐	☐	0.75
L40	0.20	SK D STEER	45	A	B	8,000	0.20		☐		☑	☐	☐	0.80
L40	0.31	TOOL CARR ER & TELESCOPIC HANDLERS, 0 THRU 225 HP	45	A	B	10,000	0.25		☐		☐	☐	☑	0.85
L40	0.31	TOOL CARR ER & TELESCOPIC HANDLERS, 0 THRU 225 HP	45	S	B	9,250	0.25		☐		☐	☐	☑	0.90
L40	0.32	TOOL CARR ER & TELESCOPIC HANDLERS, OVER 225 HP	45	A	B	12,000	0.15		☐		☐	☐	☑	0.85
L40	0.32	TOOL CARR ER & TELESCOPIC HANDLERS, OVER 225 HP	45	S	B	10,000	0.15		☐		☐	☐	☑	0.90
L45	**0.00**	LOADERS / BACKHOE, CRAWLER TYPE	40	A	B	8,000	0.20		☐		☑	☐	☐	1.35
L45	**0.00**	LOADERS / BACKHOE, CRAWLER TYPE	40	S	B	6,000	0.20		☐		☑	☐	☐	1.40
L50	**0.00**	LOADERS / BACKHOE, WHEEL TYPE	45	A	B	10,000	0.25		☐		☑	☐	☐	0.80
L50	**0.00**	LOADERS / BACKHOE, WHEEL TYPE	45	S	B	6,000	0.25		☐		☑	☐	☐	0.85
L60	**0.00**	LOG SK DDERS	75	A	B	10,000	0.15		☑		☐	☐	☑	0.70
L60	**0.00**	LOG SK DDERS	75	S	B	8,000	0.15		☑		☐	☐	☑	0.80
P35	**0.00**	PIPELAYERS	70	A	B	14,000	0.20		☐		☐	☐	☑	0.95

EK = Economic Key (appendix E) **C = Operating Conditions (A = average, S = severe)** **DC = Discount Code (B = basic 7.5%, S = special 15%)**
LIFE = Economic Life **SLV = Salvage Value** **RCF = Repair Cost Factor**

Ground-Engaging Components (GEC) are defined as those wear items on the machine that come in direct contact with in situ ground to perform the machine's primary function. For machines with blades, GEC can include: cutting edges, wear plates, hard facing, and end plates. For machines with buckets, GEC can include: bucket teeth, cutting edges, side cutters, and wear plates. For machines with rippers, GEC can include: tips and shank protectors. Equipment-specific wear items include those items of wear that are specific to that equipment. Not included in the Repairs and must be added as needed are: drill/bits, drill/steel, roadheader/rock breaking bits, air tools/breaker points/jackhammer points, concrete coring drill bits, and other wear items that are not shown here.

Appendix K

Ground-Engaging Component Costs Included in Repairs (RCF)

CATEGORY	SUB	DESCRIPTION	EK	C	DC	LIFE	SLV		Blade Cutting Edges, Wear Plates, Hard Facing, and End Plates		Bucket Teeth, Cutting Edges, Side Cutters, and Wear Plates	Ripper Tips and Shank Protection	Equipment-Specific Wear Items	RCF
P35	**0.00**	PIPELAYERS	70	S	B	11,500	0.20		☐		☐	☐	☑	1.10
R30	**0.00**	ROLLERS, STATIC, SELF-PROPELLED	1						☐		☐	☐	☑	
R30	0.03	TAMPING FOOT, LANDFILL & SO L COMPACTORS	55	A	B	12,000	0.20		☐		☐	☐	☑	0.80
S10	**0.00**	SCRAPERS, ELEVATING	1						☐		☐	☐	☑	
S10	0.01	0 THRU 200 HP	60	A	B	10,000	0.20		☐		☐	☐	☑	0.90
S10	0.01	0 THRU 200 HP	60	S	B	8,000	0.20		☐		☐	☐	☑	1.00
S10	0.02	OVER 200 HP	60	A	B	13,000	0.25		☐		☐	☐	☑	0.95
S10	0.02	OVER 200 HP	60	S	B	11,500	0.25		☐		☐	☐	☑	1.00
S15	**0.00**	SCRAPERS, CONVENTIONAL	60	A	B	15,000	0.20		☐		☐	☐	☑	0.80
S15	**0.00**	SCRAPERS, CONVENTIONAL	60	S	B	12,500	0.20		☐		☐	☐	☑	0.85
S20	**0.00**	SCRAPERS, TANDEM POWERED	60	A	B	15,000	0.20		☐		☐	☐	☑	0.85
S20	**0.00**	SCRAPERS, TANDEM POWERED	60	S	B	13,500	0.20		☐		☐	☐	☑	0.90
S25	**0.00**	SCRAPERS, TRACTOR DRAWN	60	A	B	12,000	0.20		☐		☐	☐	☑	0.70
S25	**0.00**	SCRAPERS, TRACTOR DRAWN	60	S	B	10,000	0.20		☐		☐	☐	☑	0.75
T15	**0.00**	TRACTORS, CRAWLER (DOZER) (includes blade)	1						☑		☐	☐	☐	
T15	0.01	0 THRU 225 HP	70	A	B	10,000	0.30		☑		☐	☐	☐	1.10
T15	0.01	0 THRU 225 HP	70	S	B	8,000	0.30		☑		☐	☐	☐	1.25
T15	0.02	226 HP THRU 425 HP	70	A	B	12,500	0.25		☑		☐	☐	☐	1.20

EK = Economic Key (appendix E) **C = Operating Conditions (A = average, S = severe)** **DC = Discount Code (B = basic 7.5%, S = special 15%)**
LIFE = Economic Life **SLV = Salvage Value** **RCF = Repair Cost Factor**

Ground-Engaging Components (GEC) are defined as those wear items on the machine that come in direct contact with in situ ground to perform the machine's primary function. For machines with blades, GEC can include: cutting edges, wear plates, hard facing, and end plates. For machines with buckets, GEC can include: bucket teeth, cutting edges, side cutters, and wear plates. For machines with rippers, GEC can include: tips and shank protectors. Equipment-specific wear items include those items of wear that are specific to that equipment. Not included in the Repairs and must be added as needed are: drill/bits, drill/steel, roadheader/rock breaking bits, air tools/breaker points/jackhammer points, concrete coring drill bits, and other wear items that are not shown here.

Appendix K

Ground-Engaging Component Costs Included in Repairs (RCF)

CATEGORY	SUB	DESCRIPTION	EK	C	DC	LIFE	SLV		Blade Cutting Edges, Wear Plates, Hard Facing, and End Plates		Bucket Teeth, Cutting Edges, Side Cutters, and Wear Plates	Ripper Tips and Shank Protection	Equipment-Specific Wear Items	RCF
T15	0.02	226 HP THRU 425 HP	70	S	B	10,500	0.25		☑		☐	☐	☐	1.25
T15	0.03	OVER 425 HP	70	A	B	15,000	0.20		☑		☐	☐	☐	1.20
T15	0.03	OVER 425 HP	70	S	B	12,500	0.20		☑		☐	☐	☐	1.35
T20	**0.00**	TRACTORS, WHEEL TYPE (DOZER)	75	A	B	14,000	0.15		☑		☐	☐	☐	0.60
T20	**0.00**	TRACTORS, WHEEL TYPE (DOZER)	75	S	B	13,000	0.15		☑		☐	☐	☐	0.65

EK = Economic Key (appendix E) **C = Operating Conditions (A = average, S = severe)** **DC = Discount Code (B = basic 7.5%, S = special 15%)**
LIFE = Economic Life **SLV = Salvage Value** **RCF = Repair Cost Factor**

Ground-Engaging Components (GEC) are defined as those wear items on the machine that come in direct contact with in situ ground to perform the machine's primary function. For machines with blades, GEC can include: cutting edges, wear plates, hard facing, and end plates. For machines with buckets, GEC can include: bucket teeth, cutting edges, side cutters, and wear plates. For machines with rippers, GEC can include: tips and shank protectors. Equipment-specific wear items include those items of wear that are specific to that equipment. Not included in the Repairs and must be added as needed are: drill/bits, drill/steel, roadheader/rock breaking bits, air tools/breaker points/jackhammer points, concrete coring drill bits, and other wear items that are not shown here.

LEFT BLANK INTENTIONALLY

Glossary
Terms and Abbreviations

AVF	average value factor
bhp	brake horsepower
CAT	category
CENWW	U.S. Army Corps of Engineers, Walla Walla District
CMR	cost of money rate
cwt	hundredweight
D	diesel
DC	discount code
DEPR	depreciation
DT	drive tire
E	electricity
EAF	economic adjustment factor
EK	economic key
EP	Engineer Pamphlet
ER	Engineer Regulation
ETL	Engineer Technical Letter
FAR	Federal Acquisition Regulation
EFAR	Engineer Federal Acquisition Regulation
FCCM	facilities capital cost of money
FOG	filters, oil, and grease
FT	front tire
G	gas
G&A	general and administrative
gal	gallon
GCW	gross combined weight
GVW	gross vehicle weight
hp	horsepower
HPF	horsepower factor
hr	hour
ID No.	identification number
IGE	independent government estimate
kW	kilowatt
LAF	labor adjustment factor
lbs	pounds
LIFE	economic life
N	number of years
PDF	portable document format
PTO	power take off
RCF	repair cost factor

RF	repair factor
ROPS	rollover protective structures
RPR	repairs
SCR	special contract requirements
SLV	salvage value
SUB	subcategory
TCI	tire cost index
TEV	total equipment value
TT	trailing tire
USACE	United States Army Corps of Engineers
WHPY	working hours per year
wk	week
WLS	water, lube, and supplies
yr	year

Equipment Index

CAT	DESCRIPTION	PAGE
A10	AGGREGATE / CHIP SPREADERS	24
A15	AIR COMPRESSORS, PORTABLE	25
A20	AIR HOSE, TOOLS & EQUIPMENT	28
A25	ASPHALT PAVING DISTRIBUTORS	32
A30	ASPHALT PAVERS & MISCELLANEOUS ROAD EQUIPMENT	32
A35	ASPHALT PAVING KETTLES	37
A40	ASPHALT & CONCRETE MILLERS / PROFILERS / PLANERS / ROTARY GRINDERS	38
A45	ASPHALT RECYCLERS & SEALERS	40
B10	BATCH PLANTS, ASPHALT & CONCRETE	41
B15	BROOMS, STREET SWEEPERS & FLUSHERS	46
B20	BRUSH CHIPPERS	48
B25	BUCKETS, CLAMSHELL	50
B30	BUCKETS, CONCRETE	52
B35	BUCKETS, DRAGLINE	55
C05	CHAIN SAWS	56
C10	COMPACTORS, WALK-BEHIND OR REMOTE CONTROLLER	56
C15	CONCRETE CLEANERS / ABRASIVE BLASTERS	59
C20	CONCRETE BUGGIES	60
C25	CONCRETE FINISHERS/SCREEDS/SPREADERS	60
C35	CONCRETE GUNITERS / SHOTCRETERS	64
C40	CONCRETE MIXING UNITS	66
C45	CONCRETE PAVING MACHINES	68
C55	CONCRETE PUMPS	70
C60	CONCRETE SAWS (Add cost for sawblade wear)	71
C65	CONCRETE VIBRATORS	76
C75	CRANES, HYDRAULIC, SELF-PROPELLED	77
C80	CRANES, HYDRAULIC, TRUCK MOUNTED	80
C85	CRANES, MECHANICAL, LATTICE BOOM, CRAWLER MOUNTED	83
C90	CRANES, MECHANICAL, LATTICE BOOM, TRUCK MOUNTED	87
C95	CRANES, TOWER	87
D10	DRILLS, HYDRAULIC TRACK (Add cost for drill steel and bit wear)	88

D15 DRILLS, HORIZONTAL ... 90
D20 DRILLS, CORE, COLUMN MOUNTED (Add cost for drill steel and bit wear) ... 93
D25 DRILLS, CORE & DOWELLING (Add cost for drill steel and bit wear) ... 95
D30 DRILLS, EARTH / AUGER (Add cost for drill steel and cutting edge wear) ... 96
D35 DRILLS, ROTARY BLASTHOLE (Add cost for drill steel and bit wear) ... 97
F10 FORK LIFTS ... 99
G10 GENERATOR SETS ... 100
G15 GRADERS, MOTOR ... 102
H10 HAMMERS, HYDRAULIC (Demolition tool) (Add cost for point wear) ... 104
H13 HAZARDOUS/TOXIC WASTE EQUIPMENT ... 106
H20 HOISTS & AIR WINCHES ... 114
H25 HYDRAULIC EXCAVATORS, CRAWLER MOUNTED ... 115
H30 HYDRAULIC EXCAVATORS, WHEEL MOUNTED ... 134
H35 HYDRAULIC SHOVELS, CRAWLER MOUNTED ... 136
L10 LAND CLEARING EQUIPMENT ... 137
L15 LANDSCAPING EQUIPMENT ... 139
L20 LIGHTING SETS, TRAILER MOUNTED ... 141
L25 LINE STRIPING EQUIPMENT ... 142
L30 LOADERS, BELT (Conveyor belts) & ACCESSORIES ... 143
L35 LOADERS, FRONT END, CRAWLER TYPE ... 144
L40 LOADERS, FRONT END, WHEEL TYPE ... 146
L50 LOADERS / BACKHOE, WHEEL TYPE ... 153
L55 LOADER / BACKHOE, ATTACHMENTS ... 154
L60 LOG SKIDDERS ... 155
M10 MARINE EQUIPMENT (NON DREDGING) ... 156
P10 PILE HAMMER ACCESSORIES - EXTRACTORS & BOX LEADS ... 161
P25 PILE HAMMERS, SINGLE ACTING ... 163
P30 PILE HAMMERS, DRIVER/ EXTRACTOR, VIBRATORY ... 165
P35 PIPELAYERS ... 167
P40 PLATFORMS & MAN-LIFTS ... 168
P45 PUMPS, GROUT ... 171
P50 PUMPS, WATER, CENTRIFUGAL, TRASH ... 174
P55 PUMPS, WATER, SUBMERSIBLE ... 175
P60 PUMPS, WATER, CENTRIFUGAL, DEWATERING ... 177

P65 PUMPS, WATER, DIAPHRAGM 179
P70 PUMPS, WATER (For core drills) 180
R10 RIPPERS & HYDRAULIC BANK SLOPERS (Add cost for point wear) 180
R15 ROLLERS, STATIC, TOWED, PNEUMATIC 182
R20 ROLLERS, STATIC, TOWED, STEEL DRUM 183
R30 ROLLERS, STATIC, SELF-PROPELLED 183
R40 ROLLERS, VIBRATORY, TOWED 186
R45 ROLLERS, VIBRATORY, SELF-PROPELLED, DOUBLE DRUM 186
R50 ROLLERS, VIBRATORY, SELF-PROPELLED, SINGLE DRUM 189
R55 ROOFING EQUIPMENT 193
S10 SCRAPERS, ELEVATING 195
S15 SCRAPERS, CONVENTIONAL 195
S20 SCRAPERS, TANDEM POWERED 196
S25 SCRAPERS, TRACTOR DRAWN 196
S30 SCREENING & CRUSHING PLANTS 198
S35 SNOW REMOVAL EQUIPMENT 206
S40 SOIL & ROAD STABILIZERS 207
S45 SPLITTERS, ROCK & CONCRETE 208
T10 TRACTOR BLADES & ATTACHMENTS (including agricultural) 208
T15 TRACTORS, CRAWLER (DOZER) (includes blade) 211
T20 TRACTORS, WHEEL TYPE (DOZER) 216
T25 TRACTORS, AGRICULTURAL 216
T30 TRENCHERS, CHAIN TYPE CUTTER 218
T35 TRENCHERS, WHEEL TYPE CUTTER 220
T40 TRUCK OPTIONS 220
T45 TRUCK TRAILERS 224
T50 TRUCKS, HIGHWAY (Add attachments as required) 230
T55 TRUCKS, OFF-HIGHWAY 233
T57 TRUCKS, VACUUM 236
T60 TRUCKS, WATER, OFF-HIGHWAY 236
T65 TUNNEL/MINING EQUIPMENT 238
W25 WATER & CO2 BLASTERS 238
W30 WATER TANKS 242
W35 WELDERS 243